

PICTURE PUZZLE

Add to 20
















Teacher Directions:

The peppermint game board stays intact, while the second page that contains the facts, is cut apart on the dotted lines. Students choose a puzzle piece, add the fact, and place it on the sum on the puzzle board. Continue until all facts are solved and picture is revealed.



PICTURE PUZZLE

Add to 20

 11	 20	 15	 10	 14
 9	 12	 8	 16	 19
 18	 14	 20	 13	 17

PUZZLE CARDS

Cut apart the puzzle cards below. Place in an envelope or bag for safe keeping. Pair with peppermint puzzle mat on page 2.

$9 + 2$	$12 + 8$	$8 + 7$	$7 + 3$	$10 + 4$
$5 + 4$	$4 + 8$	$2 + 6$	$11 + 5$	$13 + 6$
$13 + 5$	$7 + 7$	$14 + 6$	$8 + 5$	$9 + 8$