



ESSENTIAL COMMUNICATION TOOLS AND PLATFORMS

Here is a summary of the communication platforms we use at BHCS to keep you informed.




Operoo (formerly CareMonkey):

- Used for all permissions - camps / excursions / events
- Replaces paper forms
- Parent-led system / you create and maintain your child's information and profile
- App. available for download onto phone / tablet, or can be viewed in your browser



Flexischools (formerly FlexiBuzz):

- Used for reminders, alerts, during emergencies and general information - eg. weekly newsletter & events
- App. available for download onto phone / tablet / PC



iNewsletter:

- Program used to distribute our weekly newsletter each Thursday during school terms - No app / PC download or login necessary, published via Flexischools, BHCS Website, Facebook and Email
- Contains essential school information
- New families added to our subscription database




Email:

- School communication distributed via this platform
- Historically bigpond.com and hotmail.com addresses have had delivery issues



Social media:

- Visit our Facebook page at www.facebook.com/belgraveheightschristianschool
- Find us on Instagram @belgraveheightschristianschool
- Showcases stories and photos of current school life



Digital Screen (in Car Park):

- Updated regularly with important reminders and upcoming events
- May be used in an emergency to help communicate to school families (e.g. Code Red Day)



Google Classroom:

- Learning management system for Year 3 to Year 12 students
- Communication between teachers, students and parents regarding homework and assessment tasks
- Links directly with student's calendar and their email
- There is a mobile app available on the Google Play or iOS store
- Parents can sign up for daily or weekly updates

The above are a summary of our main communication platforms. Our various subschools may have more - which they will communicate with families separately.

operoo

AT BHCS



WHAT IS OPEROO?

Operoo, formerly known as CareMonkey, is an innovative parent-controlled electronic medical form. It's an electronic version of the paper-based forms you would usually fill in for excursions, camps and other communications.

WHY DO I NEED IT?

This is our main method of permission slip and medical communication, reducing the burden on parents to fill out the same information on multiple forms throughout the year.

DO I NEED TO USE OPEROO?

Yes. It provides parents with the opportunity to update medical information promptly, while providing the school with instant access to the emergency information provided by you. You may also miss out on receiving notifications regarding upcoming camps, excursions and so on if you have not signed up. This information can only be accessed by authorised School staff.

HOW DO I ACCESS IT?

You can access Operoo using a PC, laptop, tablet or smartphone. You can simply log in at www.operoo.com or you can download the app on your smartphone or tablet. You can log in to Operoo to update your details whenever you need to, or if there is a permission slip that you need to action, you will receive an email about it.

HOW DO I SIGN UP?

Once your child is enrolled at BHCS, you will receive an email from Operoo with a request to create an account. Just click the link in the email and follow the prompts.

WHERE CAN I GET MORE INFORMATION?

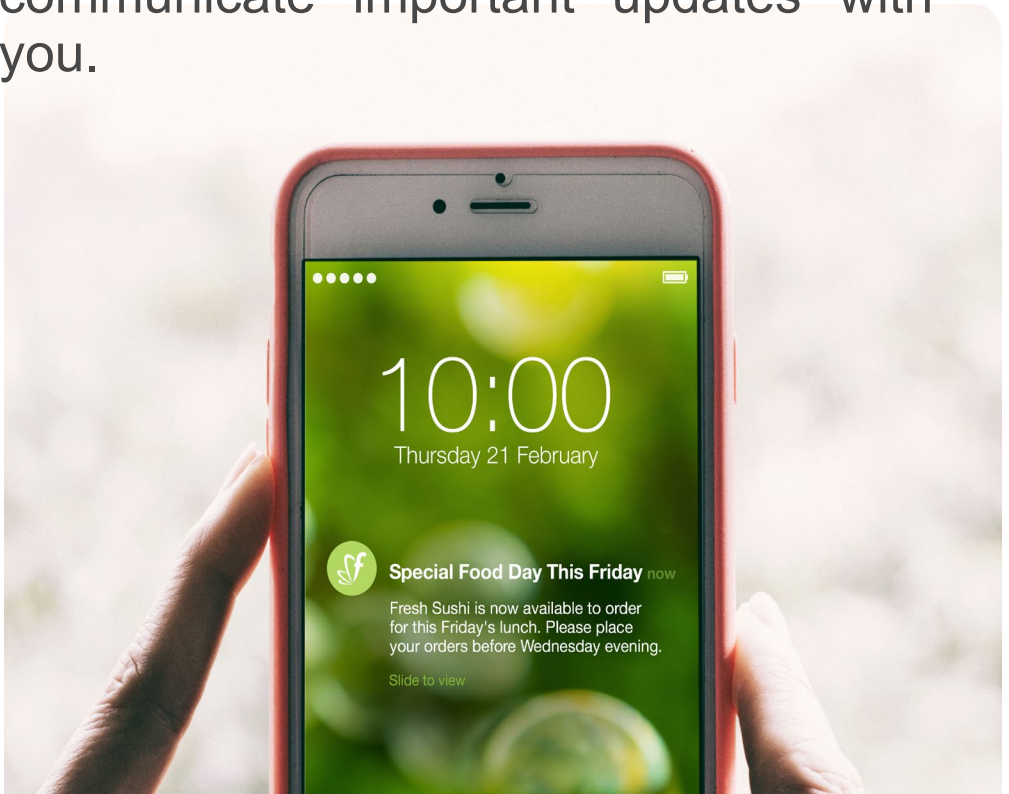
Head to www.operoo.com to learn more or have a look through the FAQs. You can also find an introductory to Operoo here: www.operoo.com/intro-for-parents/





Simplify your school life.

BHCS is now using Flexischools to communicate important updates with you.



To get alerted on updates, simply download the **Flexischools App** and log in or register to create an account.

Add your School and Group

Click on the search icon, enter your school name, select your school and year group, or groups relevant to you.



Canteen Ordering

We have partnered with Flexischools, to make school lunch orders even easier.



- 1 Order online at anytime
- 2 Enjoy cashless convenience
- 3 Pay with Visa, Mastercard, PayPal or direct deposit

Set up your account

1 Download the Flexischools App

Note: for iPhone and iPad please select 'Allow' notifications.

2 Login/Register

- **Already a Flexischools user** – Enter your details and login. To save your login details select 'remember me'.
- **New Flexischools user** – Click '**Register**', enter your email address and follow the instructions in the email to set up your account. Once your account is set up, add new student; search for their school, enter student details and select their class.

3 Top Up Your Account

To make ordering fast and simple, you can set up automatic top ups in your '**User Profile**'.

Order

1 Place your Order

On the app home screen, scroll down to view your school services such as canteen and uniforms. Then **swipe left and right** to view all available services.

2 Make your Selection

Find the service and press '**Order**', then select the items you wish to order.

3 Make Payment

Select your payment option and complete payment to place your order.



10 years supporting
the school community



Committed to healthy eating



Over 1,500 happy schools

flexischools