












PREP WEEKLY NEWSLETTER

WEEKS: 7 & 8	TERM: 4	BIRTHDAYS	
Beginning:	18th Nov	<p>November Birthdays-</p> <p>Hamish. C-13th Oscar-17th</p> <p>Noah.F-21st Denice-23rd</p> <p>Puok-28th Joshua-30th</p> 	
<p style="text-align: center;">TERM 4</p> <p style="text-align: center;">-time to be Sunsmart and wear our sunscreen and our school hat outside.</p>  <p style="text-align: center;">*hats will be returned to students on their last day of school</p>	MONDAY		
	TUESDAY		
	WEDNESDAY	<p>Stem with Mrs Sombekke Library- with Mrs Janine Standfield (Prep D) <i>Mrs Dimovski's class need to bring their library bags and library books to school on this day</i> Auslan- with Ms Herrmann (Prep I)</p>	
	THURSDAY	<p>Physical Education with Mrs Susan Michelsson - ALL PREPS TO WEAR SPORTS UNIFORM Performing Arts with Miss Rebecca Rawlins Library- with Mrs Janine Standfield (Prep I) <i>Miss Italiano's class need to bring their library bags and library books to school on this day</i> Auslan- with Ms Herrmann (Prep D)</p>	
	FRIDAY	<p>Prep Sport (Sports Uniform and sneakers) Assembly- 2:45 pm- Meet in the quadrangle</p>	
 <p>Swimming Program</p>	<p>Swimming program commences Monday the 2nd of December and goes for two weeks. During this time the students' specialist timetable will change. Please keep an eye out for the week 9 newsletter for these updates.</p> <p>Week 9 Swimming Dates: Monday the 2nd, Tuesday the 3rd, Thursday 5th and Friday 6th of December</p> <p>Week 10 Swimming Date: Monday the 9th to Friday the 13th of December</p> <p>We will require parent helpers for these dates, if you can do one or more of these dates please email your child's classroom teacher as soon as possible and by Friday the 22nd of November the latest.</p>		
	Please Check Operoo for Prep Camp Day and Excursion Permission Forms		
	<p>Some updates and information about things that are happening within the classroom are often posted on Seesaw. The purpose of the App is to showcase student work and for parents to comment on the work for their child. <i>The only way to communicate with staff at the moment is either via a phone call or an email.</i></p>		

<p>KIDS CAFE MONEY</p>	<p>Please ensure that your child brings no more than a total of 3 dollars to school on a Thursday or Friday for spending money at Kid's Cafe.</p>
<p>RELIGION</p> 	<p>TOPIC: We are called to look after God's Creation</p> <p>Students will be exploring how God's love is shown to us in nature and in the world. As they are introduced to the seven days of God's Creation, students will explore ways we can look after each other and the world around us.</p>
<p>LITERACY</p> 	<p>In week 7 and 8 we will be revising spelling patterns we have learnt throughout the year. We will look at 'tch', 'ck', 'ess', 'ent' and 'est'. Please use this LINK to help your child practise the LLLL Speed Sounds & Chants at home. This will show you the way that we learn the sounds of the alphabet and also reinforce your child's learning at school.</p>
<p>HOME DECODABLE BOOKS</p> 	<p>Students will receive a new Decodable Book to bring home at the beginning of each week. Your child should be practising to read the same book at home every day. Before reading, revise the Speed sounds and the Heart words that can be found at the back of each book. Following this, you can:</p> <p><u>Talk about the book</u></p> <p><i>Look at the front cover and:</i></p> <ul style="list-style-type: none"> • Ask your child to read the title out loud, tracking their finger under each word as they read it. • Introduce the characters your child will meet in the book • Explore the illustrations. For example, ask: Can you point to the map? <p><u>During reading</u></p> <p>Read and enjoy the book</p> <ul style="list-style-type: none"> • Ask your child to read out loud, tracking their finger under each word as they read • Support your child if they are stuck by asking them to sound out and then blend the sounds together to read the word. When they have decoded the word, go back and re-read the sentence together. <p><u>After reading</u></p> <p>Ask some of the "Questions to talk about" which can also be found at the back of each book. See if your child is able to recall some of the characters and/or key events.</p>
<p>MATHS</p> 	<p>TOPIC: Revision of length, mass, capacity and time</p> <p>For the next four weeks, students will revise and keep aspects of topics explored throughout the year. They will undertake a variety of hands-on activities to support the revision of these topics.</p>
<p>INQUIRY</p> 	<p>TOPIC: 'Wonderful Weather'</p> <p>Students will observe changes that occur in the sky and landscape. They will explore daily and seasonal changes that affect everyday life.</p>
<p></p> <p>Labels on belongings</p>	<p>Please ensure that your child's name is clearly marked on their belongings. This includes uniforms (especially outer clothing such as jumpers), lunch boxes and drink bottles.</p> <p>The student's school hats will remain at school in their class or individual tubs - this ensures all children have their hats for going outside. Please ensure names are marked.</p>



Some dates for your diary-

- ☺ 28th November- **Whole School Excursion Zoo**
- ☺ 29th November- **Closure Day**
- ☺ 2nd Dec-13th Dec- **Swimming Program**
- ☺ 13th Dec- **End of Year Mass**
- ☺ 17th Dec- **Final Assembly- Last day for students (1pm finish)**

*Please note that some times and events may change. Please check for updates in the fortnightly newsletter/Audiri (Skoolbag) App.

Di (ddimovski@hfmw.catholic.edu.au)

Stephanie (sitaliano@hfmw.catholic.edu.au)