



How to do a nasal Rapid Antigen Test

There are many types of nasal and saliva Rapid Antigen Tests (RAT).

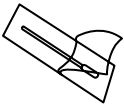
Here are some basic steps to follow.



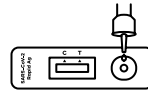
1. Wash your hands.



5. Put cap on tube.



2. Open packaging.



6. Put 4 drops on test.



3. Swab both nostrils 4 times.



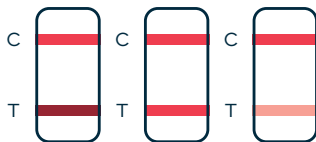
7. Wait 15 to 30 minutes.



4. Put swab in solution tube.
Swirl 10 seconds.
Remove swab.



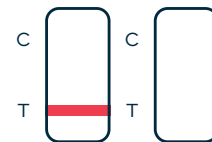
8. Read result
(see below).



✘ Positive
(you have COVID)



✔ Negative
(you do NOT have COVID)



? Invalid

If positive, isolate and report your result.

Call **1800 675 398** or visit coronavirus.vic.gov.au/report



Carefully read instructions on the test packaging before you start.



Some tests have a QR code that you can scan to watch a video.

For more information visit: coronavirus.vic.gov.au



Department
of Health