

# GROUND FLOOR





SV1	SV2	SVS3	SVS5	CAT	CAT	CAT	PEM	JOIN 01	JOIN 02	JOIN 03	BSU	BSU (OPTION)
ARMSTRONG FLOORING ACCOLADE PLUS MOSSMAN: 5A523021	ARMSTRONG FLOORING ACCOLADE PLUS SPICE WHITE: 5A503561	ARMSTRONG FLOORING ACCOLADE SAFE CAPPUCCINO: 5A513571	ARMSTRONG FLOORING FOOTHOLD MOSSMAN: 5A523021	INTERFACE MONOCHROME CUSTOM GREEN TO MATCH COMPOSURE	INTERFACE COMPOSURE CUSTOM	INTERFACE MONOCHROME CUSTOM	ENTRANCE MATTING NOLAN DECCORD	VENEER LAMINEX CLASSIC OAK 8537 NATURAL	TIMBER LAMINEX HOOP PINE 8537 NATURAL	VENEER LAMINEX CHALK WHITE NATURAL 8524	UPHOLSTERY WARWICK BLAZE JUNGLE	UPHOLSTERY WARWICK BLAZE CHARTREUSE



# EXTERNAL FINISHES


## WALL FINISHES



## JOINERY FINISHES




## FLOOR FINISHES



## STELA BUILDING EXTERNAL

1. **FB1 - Feature wall** - PGH Smooth - Face Brickwork, Flame Red Standard, Stretcher Bond  
Flemish Bond on curve Struck Joint Off-White Cement
2. **FB2 - Feature wall** - PGH Mercury - Face Brickwork, Mercury, Off white Cement, Stretcher Bond Flemish Bond on curve
3. **FB3: Curb Edging Brick** PGH Matterhorn: 230 x 110 x 76 PGH Altitude. Bond Type: Stretcher Bond,
4. **CFC1 - Cladding** - CSR Cemintel Prefinished Compressed Fiber Cement sheet cladding to be fixed with exposed screw fixings, 10mm express joints, Colour Barestone
5. **MC1 Feature wall** - Lysaght Custom Orb Zinalume
6. **PS - Perforated Metal** - Locker Apollo 300 perforation, Colour Monument
7. **MSH - Mesh** - Jakobs Webnet
8. **JOIN04 - ALFRESCO Benchtop** - Laminex Laminate Sawn Lumber SK4
9. **TCD2 - Cladding** - Outdure, CasaDeck, proprietary concealed decking clips, trim board, breaker board and start/finish clips. Colour, Almond
10. **ASP - Asphalt paving**
11. **CON - In-situ Concrete Paving**
12. **SN1 - Nosing** TredFX SBR103 Aluminium Safety Stair Nosing
13. **TGSI - Tactile** - DTAC DT0122
14. **MR1 - Roof Cladding** - Lysaght Klip Loc Kliplok Classic 700 at 0.42 BMT, Colour Shale Gray



## ROOF FINISHES





# STELA GROUND FLOOR


## FLOOR FINISHES




## TIMBER LINING




## STAIR FINISHES



## CEILING FINISHES



## ACOUSTIC PIN BOARD



## TACTILE




## JOINERY FINISHES



## GROUND FLOOR FINISHES

1. **CAT - Carpet** - Custom Dyed Nylon 50x50cm carpet tile. Range: Interface Composure Colour Orange (in three colourways)
  2. **AS - Skirting** - Alltrade Aluminum 100 x 1.5mm Powdercoated Pearl black
  3. **PEM - Entrance Matting** - Nolan, Decord, Storm
  4. **SV1 - Vinyl Sheeting and Skirting** - Armstrong Accolade Plus, Colour Mossman
  5. **SV5 - Vinyl Sheeting and Skirting** - Armstrong Accolade Plus Foothold, Colour Mossman
  6. **SV2 - Vinyl Sheeting and Skirting** - Armstrong Accolade Plus, Colour Spice White
  7. **TL1 - Timber Lining** - Contours Riverine Grade Tas Oak LINA7821
  8. **HW01** - Tasmanian Oak Facing Floorboards - Library Stage
  9. **CFC3 - Stairway** Equitone Linea Stairway, 10mm Prefinished Colour: LT-20cladding
  10. **SN2 - Nosing TredFx SBV105 Classic Stair Nosing**
  11. **ACT1 - Acoustic Ceiling Tile** - Armstrong Fine Fissured High NRC Square Edge profile Exposed Grid System: Armstrong Square In-Lay 24 system. in Powdercoated Black
  12. **PLC1 - Plasterboard Ceiling 1** - 10mm sheetrock plasterboard lining fixed to concealed suspension system
  13. **PLC2 - Plasterboard Ceiling 2-** Echostop 13.5Ø round hole perforated plasterboard lining (16% opening)
  14. **PB1 - Acoustic Pin boards** - Autex Composition, Colour Civic
  15. **TGSI - Tactile** - DTAC DT0122
  16. **JOIN01 - CPL Benchtop** - Laminate Laminex Polar White
  17. **JOIN02 - HPL Vertical Fronts** - Laminate Laminex Polar White
  18. **JOIN03 - HPL Fronts** - Laminate Laminex Classic OAK Natural
  19. **BSU - Upholstery** - Warwick Blaze upholstery in Chartreuse
- PAINT COLOURS (THROUGHOUT STELA)**
20. **PT01 - Wall Finish** - Dulux Wash&Wear Colour: White Cabbage A239 Finish: low sheen
  21. **PT02 - Doors + skirting** - Dulux Wash&Wear Colour: Vivid White Finish: low sheen
  22. **PT03 - Ceiling** - Dulux Wash&Wear Colour: Vivid White Finish: low sheen
  23. **PT04 - Wall Finish** - Dulux Wash&Wear Colour: Wasabi S17E2 Finish: low sheen


## PAINT COLOURS (THROUGHOUT STELA)






# STELA LEVEL 1


## FLOOR FINISHES




## WALL FINISHES




## CEILING FINISHES



## ACOUSTIC PINBOARD



## JOINERY FINISHES




## LEVEL 1 FINISHES

- CAT - Carpet** - Custom Dyed Nylon 50x50cm carpet tile. Range: Interface Composure Colour Orange (in three colourways)
- AS - Skirting** - Alltrade Aluminum 100 x 1.5mm Powdercoated Pearl black
- PEM - Entrance Matting** - Birrus Opti Scrape, Colour, Pepper **Stairway** Equitone Linea Stairway, 10mm Prefinished Colour: LT-20cladding
- CFC3 - Stairway** Equitone Linea Stairway, 10mm Prefinished Colour: LT-20cladding
- ACT1 - Acoustic Ceiling Tile** - Armstrong Fine Fissured High NRC Square Edge profile Exposed Grid System: Armstrong Square In-Lay 24 system. in Powdercoated Black
- PLC1 - Plasterboard Ceiling 1** - 10mm sheet rock plasterboard lining fixed to concealed suspension system
- PPL - Plasterboard Ceiling 2**- Echostop **13.5Ø round hole perforated plasterboard lining (16% opening)**
- PB1 - Acoustic Pin boards** - Autex Composition, Colour Civic
- JOIN01 - CPL Benchtop** - Laminate Laminex Polar White
- JOIN02 - HPL Vertical Fronts** - Laminate Laminex Polar White

## PAINT COLOURS (THROUGHOUT STELA)

- PT01 - Wall Finish** - Dulux Wash&Wear Colour: White Cabbage A239 Finish: low sheen
- PT02 - Doors + skirting** - Dulux Wash&Wear Colour: Vivid White Finish: low sheen
- PT03 - Ceiling** - Dulux Wash&Wear Colour: Vivid White Finish: low sheen
- PT04 - Wall Finish** - Dulux Wash&Wear Colour: Wasabi S17E2 Finish: low sheen

## PAINT COLOURS (THROUGHOUT STELA)



# BATHROOM FACILITIES THROUGHOUT


## FLOOR FINISHES



## CEILING FINISHES



## JOINERY FINISHES




## TOILET FINISHES THROUGHOUT

- 1. **SVS3 - Vinyl Sheeting and Skirting** - Armstrong Accolade Plus, Colour Cappuccino: 5A513571
- 2. **VS1 - Vinyl Sheeting and Skirting** - Armstrong Wallflex, Colour Cool White: 6W607245
- 3. **PLC2 - Plasterboard Ceiling 1** - 10mm WetStop plasterboard lining fixed to concealed suspension system
- 4. **JOIN01 - CPL Benchtop** - Laminate Laminex Polar White
- 5. **JOIN02 - HPL Vertical Fronts** - Laminate Laminex Polar White

## PAINT COLOURS (THROUGHOUT STELA)

- 6. **PT01 - Wall Finish** - Dulux Wash&Wear Colour: White Cabbage A239 Finish: low sheen
- 7. **PT02 - Doors + skirting** - Dulux Wash&Wear Colour: Vivid White Finish: low sheen
- 8. **PT03 - Ceiling** - Dulux Wash&Wear Colour: Vivid White Finish: low sheen
- 9. **PT04 - Wall Finish** - Dulux Wash&Wear Colour: Wasabi S17E2 Finish: low sheen

## PAINT COLOURS





# BLOCK A


## FLOOR FINISHES



## CEILING FINISHES



## ACOUSTIC PINBOARD



## BLOCK A FINISHES

1. **SV4 - Vinyl Sheeting and Skirting** - Armstrong Accolade Plus, Colour Flame Tree
2. **SVS3 - Vinyl Sheeting and Skirting** - Armstrong Accolade Safe, Colour Cappuccino
3. **VS1 - Vinyl Sheeting and Skirting** - Armstrong Wallflex, Colour Cool White: 6W607245
4. **AS - Skirting** - Alltrade Aluminum 100 x 1.5mm Powdercoated Pearl black
5. **PLC1 - Plasterboard Ceiling 1** - 10mm sheet rock plasterboard lining fixed to concealed suspension system
6. **PB1 - Acoustic Pin boards** - Autex Composition, Colour Civic
7. **JOIN01 - CPL Benchtop** - Laminate Laminex Polar White
8. **JOIN02 - HPL Vertical Fronts** - Laminate Laminex Polar White
9. **JOIN03 - HPL Fronts** - Laminate Laminex Classic OAK Natural
10. **TL1 - Timber Lining** - Contours Riverine Grade Tas Oak LINA7821
11. **TL2 - Timber Lining** BB Class Plywood with Clear Matte Finish


## PAINT COLOURS BLOCK A

12. **PT01 - Wall Finish** - Dulux Wash&Wear Colour: White Cabbage A239 Finish: low sheen
13. **PT02 - Doors + skirting** - Dulux Wash&Wear Colour: Vivid White Finish: low sheen
14. **PT03 - Ceiling** - Dulux Wash&Wear Colour: Vivid White Finish: low sheen
15. **PT04 - Wall Finish** - Dulux Wash&Wear Colour: Wasabi S17E2 Finish: low sheen


## JOINERY FINISHES



## TIMBER LINING



## PAINT COLOURS BLOCK A




# LIGHTING



1.  
2.  
3.  
4.



5.  
6.  
7.



8.  
9.



10.



11.



12.



13.



15.



14.



16.



17.



19.



20.



21.

## BLOCK A FINISHES

1. F1 - Australume Cartier Grid LED (1200x300mm) 4000k C/W Frosted Diffuser CRG4000GL
2. F1P - Australume Cartier Paster LED (1200x300mm) CRP4000GL
3. F2 - Australume Cartier Grid LED (1200x300mm) 5700k C/W Frosted Diffuser CRG5700GL
4. F2P - Australume Cartier Paster LED (1200x300mm) CRG5700GL
5. P1 - LED Ring Pendant Light 1500mm Diameter opal Acrylic Diffuser, 4000k, Black Finish, Supplier: TEC=LED 'Garland' (Custom Made)
6. P2 - LED Ring Pendant Light 2000mm Diameter opal Acrylic Diffuser, 4000k, Black Finish, Supplier: TEC=LED 'Garland' (Custom Made)
7. P3 - LED Ring Pendant Light 3000mm Diameter opal Acrylic Diffuser, 4000k, Black Finish, Supplier: TEC=LED 'Garland' (Custom Made)
8. P4 - 19.2W/ Meter LED Linear Pendant Light 4000K, Standard Silver Length 1800mm Type: TEC=LED Falcon
9. P5 - 28W/ Meter LED Linear Pendant Light 4000K, Standard Silver Length to suit (Continuous) Type: TEC=LED Falcon
10. PC1 - LED Pendant Cluster Light 1x300mm & 2x200mm Diameter rings, 4000k, Black Finish, Supplier: TEC=LED 'Garland' (Custom Made)
11. FL1 - 3W LED 24W wall mounted light Versalux Kirk in white Wall 3000K. CRI >80.
12. BL - 14W LED Bollard Light, 3000K, 360 Deg Light Emission, IP65, IK10, Versalux Eeifro' Black
13. SE1 - 16W LED Circular Emergency Light C/W Mircorwave Motion Sensor, IP44. Classification C90=D32, CO=D32, Type Clevertronics 'Circulite' ECLLED-LI-MS
14. D1 - BRIGHT GREEN D900SHX Curve adjustable downlight, mounted at 2100AFFL on wall (refer to int. elev for reference)
15. D1 - BRIGHT GREEN Classic downlight,
16. A 360 - PIR Presence Detector C/W Remote Control Programming, PE CELL PD3 Toilet E
17. LS1 - LED light strips in joinery
18. PEN1 - Acoustico lighting 600mm Opera Pendant Lamp in colour orange.
19. FAN - Ventair Harmony Harmony II Model: HAR1204WH-L in white finish.
20. EXIT Sign - Recessed Edgelit Exit Sign with Running Man Symbol. Clevertronics Ultrablade
21. Direnctional Sign - Recessed Edgelit Exit Sign with Double sided/ single sided arrows and Running Man Symbol. Clevertronics Ultrablade



**Wall Basin**  
 Caroma Luna Wall Basin  
 Caroma Eco Bottle Trap  
 Caroma Liano Basin Mixer



**Wall Basin**  
 Compact Wall Basin  
 Caroma Luna Hand Wall Basin  
 Caroma Eco Bottle Trap in Chrome  
 Caroma Liano Basin Mixer



**Accessible Wall Basin**  
 Caroma Care 600 Basin - 1 tap hole  
 Dorf Flickmixer Plus Care Basin Mixer extender lever



**Stainless Steel Sink Type 1**  
 Clark  
 Advance Single End Bowl  
 Caroma Mixer



**Stainless Steel Sink Type 2**  
 Clark  
 Advance Double End Bowl  
 Caroma Mixer




**Stainless Steel Sink Type 3**  
 Clark  
 Round Bowl Overmount  
 Billi Dispenser  
 Billi Mixer




**Chiller and Boiler Tap**  
 Billi  
 Quadra Plus 5 with XT Touch Dispenser & Square Mixer




**Cleaners Sink**  
 Caroma  
 Cleaner's Sink  
 50mm Plug and Waste  
 CP Grate  
 Fixing bracket White.



**Accessible Hand Rails (wall side)**  
 Caroma  
 Virtu Comfort Grab Rail - 1030x600 90deg Vertical



**Accessible Hand Rails (transfer side)**  
 Caroma  
 Virtu Comfort Grab Rail - 450mm straight



**Ambulant Hand Rails**  
 Caroma  
 Virtu Comfort Grab Rail - 450x450 90 vertical



**WC**  
 Caroma  
 Urbane Wall Faced Close Coupled suite  
 Caroma Vandal Resistance Kit 750109 per WC toilet pan





**Accessible Toilet Pan**  
 Caroma  
 Care 200 V2 Connector Suite with Backrest  
 Caroma Vandal Resistance Kit per WCA toilet pan Includes backrest.  
 Toilet seat Anthracite Grey

**Urinal**  
 Caroma  
 Cube Invisi Series 2 urinal suite  
 Caroma Invisi Series 2 Metal Rectangular Single Flush Plate and Button per UR urinal  
 Invisi Series 2 concealed cistern

**Floor Waste**  
 Allproof  
 100mm Allproof Vinylrite floor waste with standard stainless steel grate

**Soap Dispenser**  
 Initial  
 Reflection Range 1L Stainless Steel Manual Soap Dispenser

**Toilet Roll Holder**  
 Caroma / Dorf  
 Motif Toilet Roll Holder

HD  
 Handryer  
 Bobrick  
 QuietDry TrimDry surface mounted compact hand dryer  
 Stainless steel cover



**External trough type 1**  
 Britex  
 PWD Preplumbed stainless steel Drinking Trough  
 Lever Action Bubblers

**External trough type 2**  
 Britex  
 PWD Preplumbed Handwash Trough  
 Top activated fimed flow Bib Taps

**Cleaners Mixer**  
 Phoenix  
 Festival Wall Tapset

**Britex**  
 TW-0031  
 Vandal resistant pillar taps for use in conjunction with BRITEX troughs, basins and sinks.