








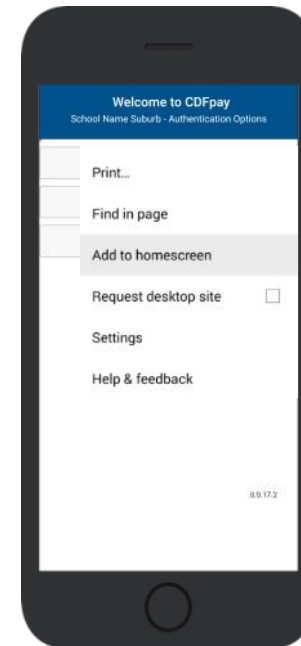
Adding Icon to Apple iPhone

- ⇒ Browse to <https://ssrowville.cdfpay.org.au> in Safari.
- ⇒ Or scan QR Code using your phone camera to browse to URL.
- ⇒ In Safari  tap the **BOOKMARK ICON**. 
- ⇒ Choose the **ADD TO HOMESCREEN** icon. 
- ⇒ You can then place the icon on your desired screen. 



Adding Icon to Android Phone

- ⇒ Browse to <https://ssrowville.cdfpay.org.au> in Chrome.
- ⇒ Or scan QR Code using your phone camera to browse to URL.
- ⇒ In Chrome  tap the Menu option 
- ⇒ Choose the **ADD TO HOMESCREEN** icon.
- ⇒ You can then place the icon on your desired screen. 



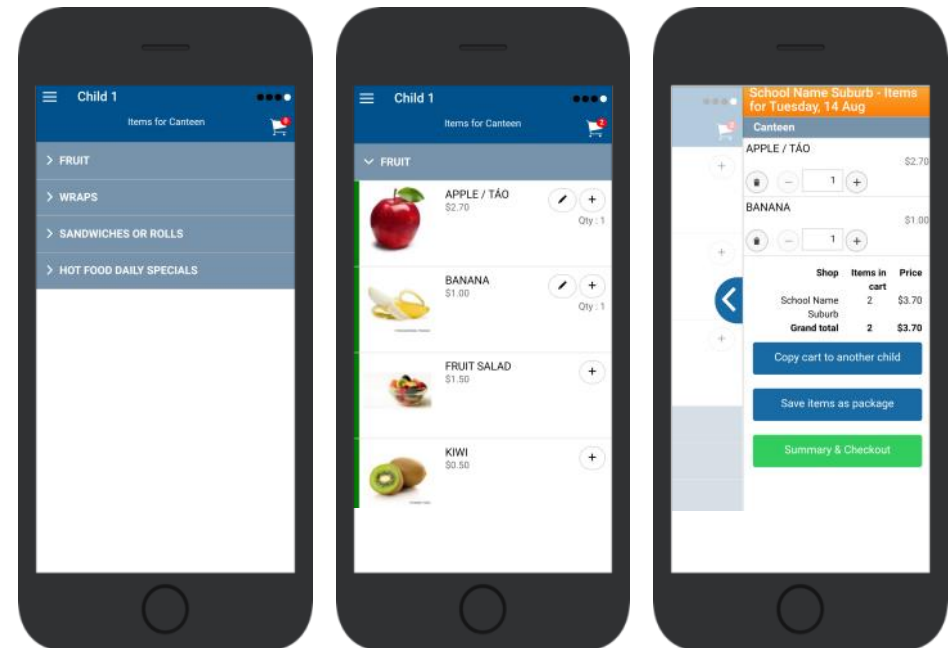
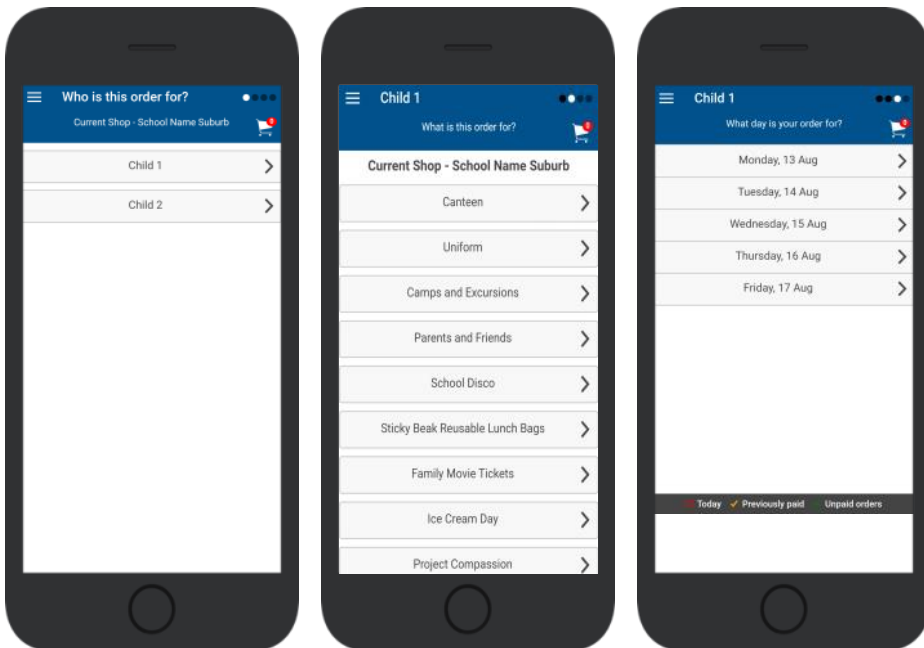


Choose Shop and Order Date

- ⇒ Select the **Child** you wish to place the order for.
- ⇒ Swiping left to right allows you to navigate between steps.
- ⇒ Choose the **SHOP** you would like to order from.
- ⇒ Choose the desired date you wish to place the order for.

Placing an Order & Checkout

- ⇒ Choose a category to order from.
- ⇒ Then select the item/s you wish to order by pressing +
- ⇒ Your shopping cart will update with each item.
- ⇒ Choosing the Shopping Cart allows you to complete purchase.
- ⇒ Select **Summary & Checkout** to complete payment.



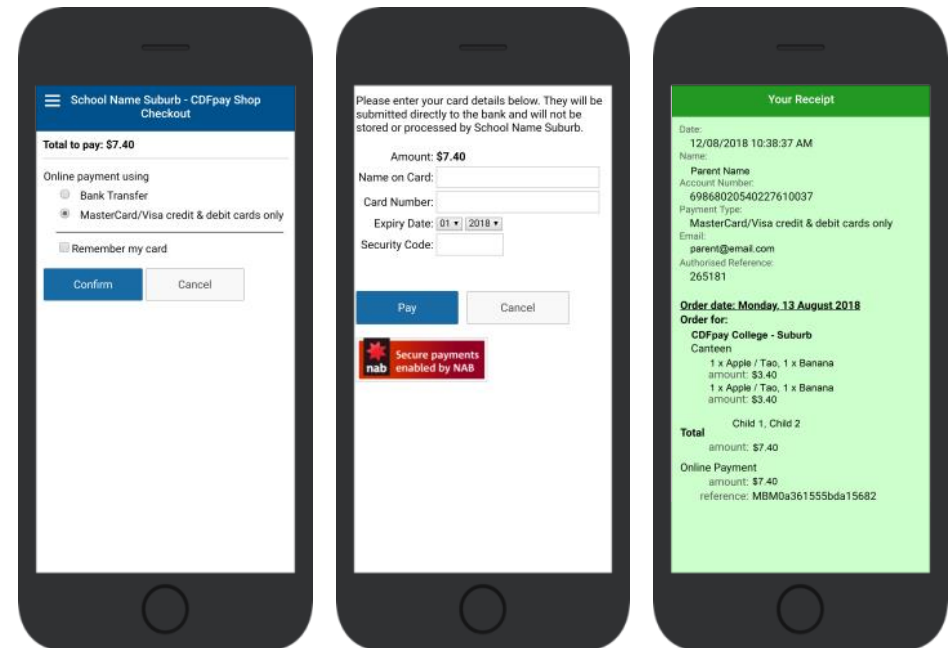
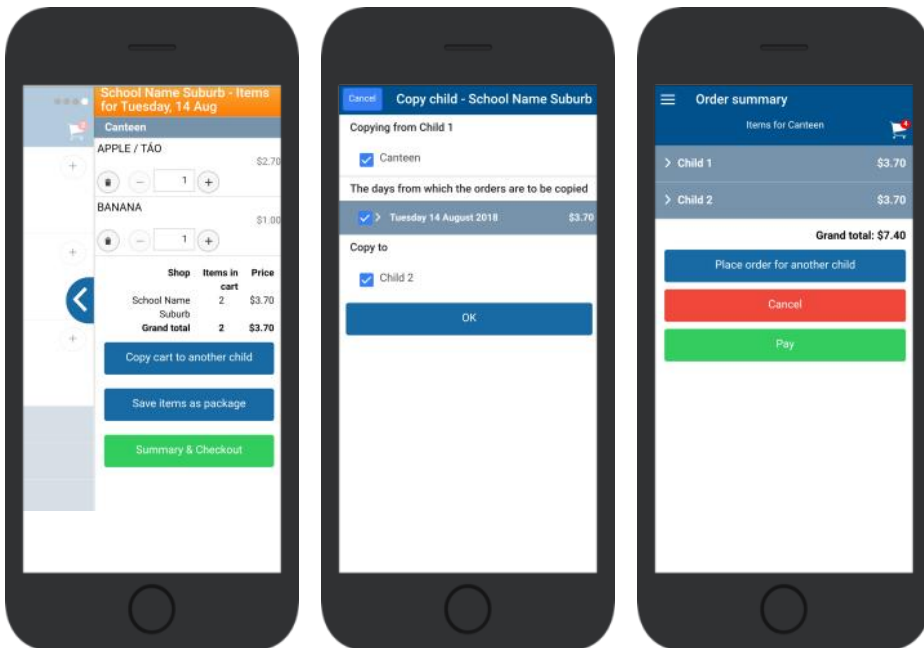


Copy Order to Another Child

- ⇒ Choose **Copy Cart to Another Child** to duplicate the order.
- ⇒ Complete the options to duplicate the order and select **OK**.
- ⇒ A summary screen is now displayed with selected orders.
- ⇒ Here you can either **Cancel** the order or complete **Payment**.

Complete Payment (Single Payment Option)

- ⇒ Choose payment method. MasterCard/Visa/Bank Transfer
- ⇒ Enter your payment details and select **PAY**.
- ⇒ A receipt will be generated confirming purchase.
- ⇒ An email will also be sent to your specified email address.



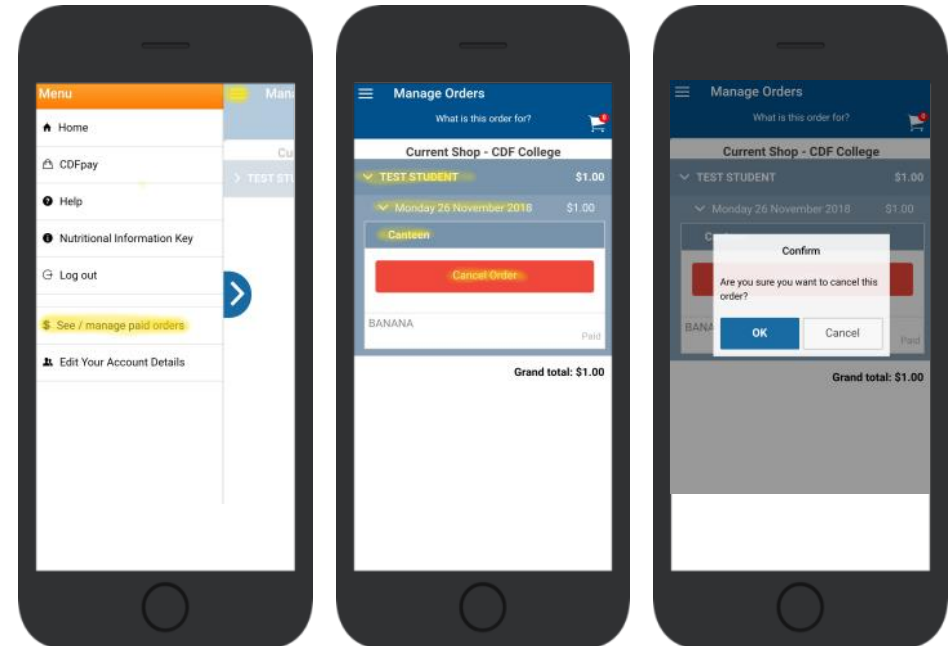
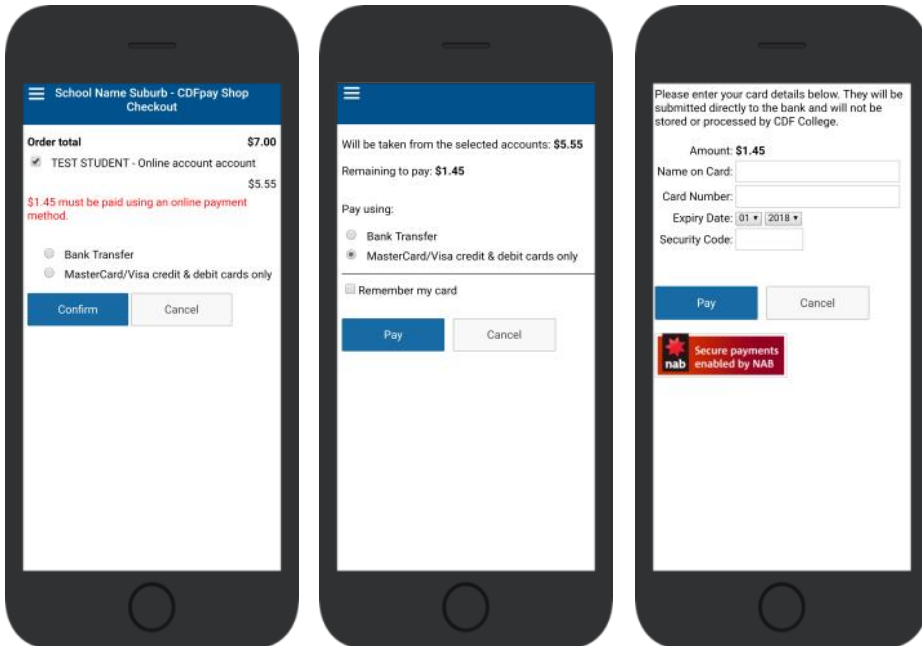



Complete Payment (If you have a credit balance)

- ⇒ If your account has a credit, this can be used towards payment.
- ⇒ Your account balance will be displayed and remainder to pay.
- ⇒ Choose the **tick box ONLY** and **CONFIRM** to use balance.
- ⇒ Then pay the remainder using Bank Transfer/MasterCard Visa.


Cancelling Orders

- ⇒ You are able to cancel orders before a cutoff time/date
- ⇒ Choose the menu icon: **\$ See / manage paid orders**
- ⇒ Choose the **Child / Date / Shop** you wish to cancel from.
- ⇒ Choose **OK** to cancel the order for your child.





Adding / Removing Children to your CDFpay Account

- ⇒ Tap the Menu Icon on your device. 
- ⇒ Choose **Edit Child Account**.
- ⇒ You can change/remove your current child on this screen.
- ⇒ Or choose **Add Another Child**.
- ⇒ Choose **Finish** once all children are added.

Need More Help?

- ⇒ Please email support@cdfpay.org.au if you need assistance.

