



Banyule

Primary School

PLAYGROUND NORMS

We are lucky to have so many great places to play at Banyule Primary School.

Our Playground Norms aim to ensure everyone understands how to use these spaces safely, correctly and fairly to ensure ourselves, our friends and play spaces are looked after.

What beautiful sandpits we have!

When playing in our sandpits, it's important to remember:

- The sand must stay in the sandpit.
- The sandpit is just for sand and not sticks, rocks or water.
- The sand toys are for everyone and must be cared for by using them properly and keeping them in the sand pit.




The logs are a great place to practice your balance.

There are lots of places to sit and chat with friends, so make sure those that want to balance, and climb on the logs can do so here.



Our climbing tower is a great challenge, but to stay safe make sure you:

- use the tower correctly and climb within your abilities
- ensure you always have three things holding on:
(eg: two hands and one foot or two feet and one hand)
- stay below the green ring
- watch out for others when climbing
- never pull or hold on to other climbers



Our play equipment has lots of great parts to it but there's a few things to remember:

Always use the equipment correctly and play within your own abilities.

It's not a place for ball games.

It's not safe to play tiggy or chasey games on or around the play equipment.

There are lots of ladders and poles to help get you up and down because jumping down is not allowed.

Like everywhere after it rains the play equipment will be slippery. Ensure you are extra careful during these times.



Everyone loves monkey bars! However we need to remember that we are not monkeys and we need to be safe.

Monkey bars are for hanging under using hands.

It is not for climbing on top or hanging by legs.

We play to our abilities and remember not to lift others onto it.



Slides are fun and safe if we use them properly.

Always start at the top and go down on your bottom, feet first.

Make sure one person uses it at a time and move away from the bottom quickly so the next person can have their turn.



The rocks are a great place to chill out with your friends.

They are not made for running and jumping around.

They are also not a place for digging and making things like mud pies.





This space is to help us get to and from the playground. It's not a play space and should always be used safely, just like stairs.

Our STEAM garden boxes are for gardening in the STEAM program and should be left alone.



We are so lucky to have a beautiful oval and it works best if everyone remembers:

- the oval is a place for sport games. It's not safe for chasey games or sitting around with friends.

- only the school balls are to be used. This includes 2 school soccer balls and 2 school footballs.

- school balls are to be collected from and returned to the yard duty teacher.

- we always play without tackling or being rough.


- we use the yard duty teacher to help solve problems or disagreements.

- the oval and balls are for everyone to play sport games fairly and safely.

- all games finish when the music starts no matter what the score is.



Our nature adventure spaces have lots of great places to explore. Enjoy exploring nature through the tunnels and winding paths, across bridges, steppingstones and balance logs but be sure to watch your footing- adventuring is can be tricky if you're not being careful and watching your footing.



The big shelter and tiger turf have very similar rules. Their main purpose is for sport games such as basketball and netball. These aren't safe places for kicking sports like soccer or football.

Just like the oval, these courts aren't safe places to sit and catch up with friends.

The area around the tiger turf can be a place for safe gymnastics however, always be careful of others playing and always keep shoes on.



Four square and down ball courts are always popular! A few things to remember are:

- the courts are for everyone
- the games work best when everyone follows the rules
- the aim of the game is to get people 'out' so be prepared for things not to go your way all the time
- always use the yard duty teacher to help you solve problems or disagreements.





We are lucky to have lots of places to sit and chat, read or draw.

Just like at home, our tables are for sitting at rather than climbing on.

We consider others by not standing or sitting on top of our tables.





These are called 'bleachers'. They're a bit like a mini grandstand you might see at the football.

That means they're actually seats and are a great place to hang with your friends.

They're not safe for running around and climbing all over.

Be sure to use the stairs to go up and down them safely.



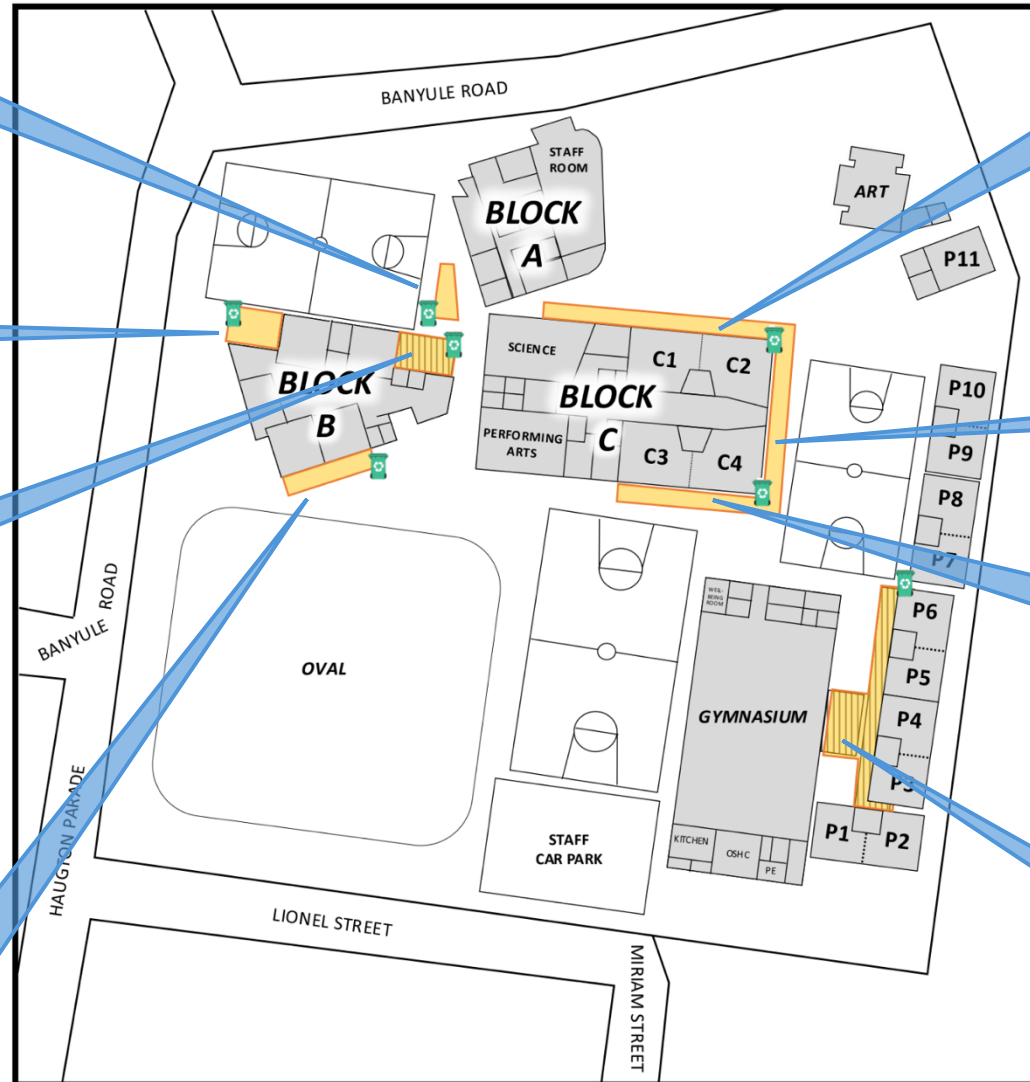
Playground games and toys are great to play with friends.



These need to be used correctly, cared for and kept together to ensure they work properly.



Games and toys are to be packed up neatly when the music starts.



DESIGNATED EATING AREAS AND BIN LOCATIONS



KEY	
	DESIGNATED AREAS CHILDREN CAN FINISH THEIR EATING
	LOCATION OF WHEELIE BINS




These are the places we can eat outside. Don't forget to look after these areas by cleaning up spills and putting your rubbish in the bin.

Important things to remember
about other parts of our school yard...

We are so lucky to have so many gardens around BPS, but they won't be gardens if we don't look after them.

Ensure you stay out of the mulched areas in our garden beds as these aren't a place to play.



The embankment is another area not used as a play area. It should be treated like a garden bed to ensure the plants are cared for.







This area is not used during recess or lunch time.

It's a path to use before and after school to get to and from drop off and pick up spots.

Please stay on the path to look after our garden.



There are lots of ways to get in and out of our school but we need to remember these are for before and after school or when we are with your parents or teacher. If a ball goes over the fence ask a yard duty teacher to help you retrieve it.



The grass space between the portables and the fence is also a no-go-zone for children.

It is not to be used as a place to play, hide or to cut through.




Now that we have lots of places to climb and jump and balance and hangout, this part of our yard is not a play space anymore.

We need to keep it clear for visitors coming in and out of our school.



We have lots of paths, ramps and steps to help us get around our school.

It's important that we use these safely and sensibly, by not running, chasing or climbing to avoid hurting ourselves or others using them.



Everyone has a right to use toilets that are safe and clean and this can happen if we remember:

- Toilets are only for visiting the toilet and washing hands, not for playing or hiding in.
- Everyone deserves privacy when using the toilet.
- Leave the toilets clean and how you would like to them to be when you use them.
- Report any problems with the toilets to the yard duty teacher or office.



Be safe.
Be kind.
Have fun.