

Age rating according to app provider

The calculator% app is an application that is designed to help the user hide photos and videos behind the applications screen.

This application appears to look like a calculator, but upon entering a passcode it opens up a private vault where files are stored securely and cannot be viewed in the iPhone or Androids default camera role.

To get files into your Private Calculator

In the app itself, you can tap the '+' sign to select Wi-Fi transfer, which gives you an IP address to type on your computer's web browser. You can also import files through your camera roll (photo's and videos).

Private Calculator can display and open a number of media types, including photo's (such as .jpeg, .gif, .bmp and .png files), videos (.mp4, .avi, .mkv, .wmv, .flv), music and audiobooks (.mp3), Microsoft Office files (.doc, .xls, .ppt), other assorted documents (.txt, .pdf) and even downloaded websites (.htm).

Challenges

Some of the concerns regarding this app are the fact that your child might potentially be hiding explicit photos, videos or other content.

If your child is under 18 years old it is illegal for them to produce, distribute or possess these types of images.

Child abuse pictures are illegal if they are:

- asked for;
- taken;
- received and kept; or
- sent, posted or passed around

The maximum penalties for child abuse material can be up to 15 years in jail and being placed on the sex offender register. The maximum penalty for an act of indecency is 2 years in jail if the person in the picture is under 16. If the person is over 16, the maximum penalty is 18 months in jail.

What can parents do to keep their kids safe on calculator% app?


- Consider deleting this app
- Remind your kids that everything is public
- Have a dialog with your kids about sexting and sending inappropriate photos to others
- Explain to your kids that they should be careful with sharing their photos with anyone, as they can be forwarded

It is important to have open honest communication with your child regarding sexting.

We always encourage open conversations around privacy and personal safety.

App Fact Sheets available from the Carly Ryan Foundation. Please email: info@carlyryanfoundation.com

OMEGLE



Age rating according to app provider

Omegle is a website that allows you to randomly chat to a stranger. When a user opens Omegle they have two options - 'Text chat' or 'Video Chat'. The user does not have to verify or identify themselves when they use Omegle. You simply pick the text or video option then get paired with a 'Stranger'.

There is an option to connect Omegle to your Facebook account, which allows the user to find 'chat partners' with similar interests.

If the user chooses to use this feature it opens up potential for the users friends to see the Omegle activity on their profile. There is an option to change the setting to 'Me Only' so the Omegle activity is not shared.

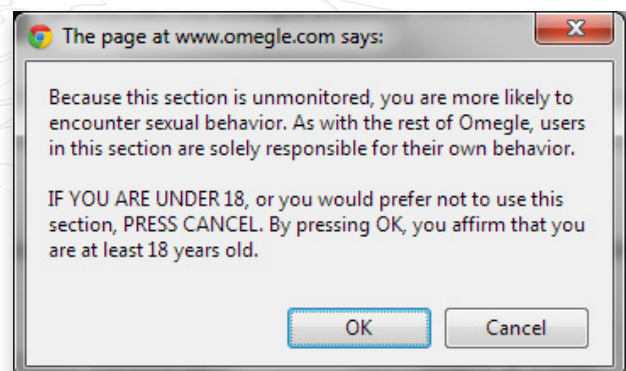
Challenges

The Omegle privacy policy clearly states that the following information is saved on their servers for 120 days: *'the time your chat began, your IP address, a randomly-generated ID tag assigned to your computer, your chat partner's IP address, and your chat partner's randomly-generated ID tag'*. While this data is used for law enforcement and to try to track and prevent spammers, note that you are willingly providing this information when using Omegle.

At the end of a chat the user has the option to save the chat log and is able to share the link. Therefore the users conversation is not actually private, and the contents of the chat including any personal information you might share can be sent to anyone without their knowledge.

There are two video chats within Omegle. *Monitored* and *Unmonitored*. Using the video chat mode requires that the users IP address is made available to the 'Stranger's' computer. Omegle video chat requires a direct connection to be made between users computer and the 'Stranger's' computer.

The below picture is a warning received when the user is initiating an unmonitored video chat with a 'Stranger'.



The Carly Ryan Foundation does not recommend any child under the age of 18 use Omegle.

App Fact Sheets available from the Carly Ryan Foundation. Please email: info@carlyryanfoundation.com

HOT OR NOT



Age rating according to app provider

Hot or Not is an app that has its users rate the 'attractiveness' of the other users based on whatever photos they chose to share. Users then set up their account using photos of themselves. The user must also verify their gender, email address or Facebook account.

The Hot or Not website says it will not accept a profile unless the user is 13 or older. It also states that users from the ages of 13 - 17 can't chat or share photos with users who are older than 17. In saying that, there is no verification process.

Users can then log on to their account to see what other users think of them. If each user rates each other as 'hot' then they are able to send messages to each other within the app. Keeping in mind that there's no guarantee anyone is really who they say they are here.

Challenges

- Objectification
- Rejection
- Creates Low Self Esteem
- Users can be subjected to cyberbullying
- Users can find themselves being sent sexually explicit images
- No age verification needed
- Shares GPS Location

How do I block or report another user?

If you find someone's behaviour towards you or their language abusive, you can let the website know by clicking on the icon in the top right corner on their profile page, select 'Block or Report' and choose the reason.

How do I delete my Hot or Not account?

If you really want to delete your Hot or Not profile, just log into your account and click on

the cog icon on the top right corner of your profile page. Scroll down to the bottom of the page where it says 'Delete Account' and follow the instructions given.

Remember to talk to your child about which apps are age appropriate for them to use. Be sure to help them understand that other peoples opinions should not define their self-worth as Hot or Not implies, and direct them to more teen-friendly apps.

The Carly Ryan foundation do not recommend this app appropriate for anyone under the age of 17 to use.

App Fact Sheets available from the Carly Ryan Foundation. Please email: info@carlyryanfoundation.com

WHISPER



Whisper is a social anonymous confession application. It allows users to superimpose text over a picture in order to share their thoughts and feelings anonymously. However, you post anonymously, but it displays the area you are posting from. You can also search for users posting within a kilometre from you.

Anyone can post an anonymous message to the service in the form of an image with text overlaid on a picture. When the user opens the app, they will see six such images. Each one has a "secret" on it. The user can then respond to a message publicly or privately.

Users don't have a public identity in the app. While they do have persistent handles, there's no way to contact them except through the messages they post.

NOTE: Although Whisper is rated age 13+ on the developers website, it is actually 17+ on the Apple store.

Challenges

Due to the anonymity, kids are posting pics of other kids with derogatory text superimposed on the image. Also, users do not have to register to use Whisper and can use the app to communicate with other users nearby through GPS. Sexual predators use the app to locate kids and establish a relationship.

How do I block a user on whisper?

To block a user from within chat, tap on the ellipsis in the upper right corner and click the 'Block' icon. You can also block a user if you swipe left across a chat in the inbox screen and press Block.

How do I delete my Whisper account?

Unfortunately there is no quick way to delete your whisper account. This is the information about the process from the Whisper website. 'Upon your request, we can delete your account. You may make such request by emailing Support from the app. You can elect to delete all of

*your Whisper content OR completely delete your account. **Note:** Completely deleting your Whisper account will prevent you from joining the Whisper community in the future on your device. You will only be able to browse content.'*

Many whispers seem to be an attempt to get replies and likes (called 'hearts'). Talk about how to evaluate whether a user might be stretching the truth to get a response.

The images in Whisper could lead to some uncomfortable discussions about the sexualization of everyday topics.

The Carly Ryan Foundation does not recommend the use of Whisper for anyone under the age of 18.

App Fact Sheets available from the Carly Ryan Foundation. Please email: info@carlyryanfoundation.com

YUBO

(Formerly Yellow)

yubo

Age Rating in
the App Store:

13+

Age rating according to app provider

Yubo is a social networking site where users are able to make new 'friends'. Yubo is very much like Tinder as you are able to swipe right if you like someone and left to pass. If both users swipe right then they will be matched and are then able to chat, send photos and videos within the app.

Yubo is free to download. In order to create a new profile the user must give their name, date of birth and gender. The user is then able to freely choose who they would like to connect with, whether it be girls, boys or both. The user can upload up to 5 photos of themselves and make a biography using emojis.

The application allows users to turn on their location settings to find other users nearby in their proximity. Yubo also has a Live feature mode. This means that users are able to create a live video with up to four of their 'Yubo' friends. There are obvious dangers regarding this type of activity.

Challenges

In Yubo's terms and conditions it says that users must 13+ to sign up to sign up, it also states that users between the ages of 13 - 17 years old must have parental permission before signing up and creating an account.

Warnings about inappropriate content can be found on the app store when downloading the app and include the following flags:

- *Infrequent/Mild Sexual Content and Nudity*
- *Frequent/Intense Mature/Suggestive Themes*
- *Infrequent/Mild Profanity or Crude Humour*
- *Infrequent/Mild Alcohol, Tobacco, or Drug Use or References*

Even though Instagram and Snapchat are no longer integrated into the application, many users upload a picture of their Snapchat account details on to their Yubo account biography.

How do I report another user?

Users can report other users profiles if they are exposed to inappropriate content. This can be done simply by clicking on the flag icon in the top left corner of the profile the user wishes to report. The app will then ask users to select a reason for the report from a list of options.

It is important for parents to be aware of what apps and social networks their child is using. We would recommend using caution with the Yubo app, parents need to consider whether the app is age appropriate for their child.

How do I delete my Yubo account?

Go to the settings and to 'Manage my Account' and press delete my account.

If your child is using the app or wants to start, talk to them about the potential risks and what they hope to gain from using the application. Also, consider whether your child is emotionally mature to be exposed to the kind of content that may be posted on the app.

Like any social media Yubo can be a positive social activity that keeps kids connected to their friends. Just be mindful of screen time and be aware of who they are connecting with. We always encourage open conversations around privacy and personal safety.

App Fact Sheets available from
the Carly Ryan Foundation. Please email:
info@carlyryanfoundation.com

WISHBONE



Age rating according to app provider

Wishbone is a survey application aimed mostly at teenagers. Although their terms and conditions say that the app is rated 17+ the app store says 12+. The user can connect to the application using Facebook or Twitter. Or alternatively they can skip the 'log on' process.

Users are presented with two cards, and are then asked to choose a preference. Many of the cards that come up include inappropriate language language written in the comments. Wishbone users are also able to produce their own cards so that other users can select their preference.

Challenges

Users are able to write comments underneath other users cards. If the two users follow one another then they are able to send private direct messages to each other. Some of the users have been known to create cards which include pictures of people that they know for the other users to then rate them 'who's the prettiest, or hottest?'.
(Note: This text is overlaid on a faint background illustration of a person's head and shoulders.)

When using Wishbone, the users are able to create a public profile and biography. If the user chooses to link their social media accounts to Wishbone, the app can then accumulate a large amount of the users personal and private information, and will be exposed to high volume advertising based on their information.

In 2017 Wishbone was hacked and millions of users had their personal information circulated online. There have also been many reports of cyberbullying within the app, especially when people's photos get used without their permission and rated.

How do you report?

You can report content that may be upsetting or inappropriate on the app by simply

selecting the three dots on the top right side of the app and selecting report.

Blocking users

To block a user, navigate to the user's page and select the three dots on the top right side of the app and click 'Block user'.

Help your child understand how to deal with different online risks that they may be exposed to on the app such as cyberbullying or inappropriate content.

Advise your child not to link the app to their other social account so it does not pull in personal information into their Wishbone account and draw information about their friends. Also, make sure they choose an anonymous username and a strong password to protect their content.

App Fact Sheets available from the Carly Ryan Foundation. Please email: info@carlyryanfoundation.com

MELON



Melon is video chatting application that allows people to connect with the tap of a button. The user can chat with as many different users as they like. The application records a history of the chats so the user can then revisit the chat with their new 'friend'.

There are filters within the app that allow the user to talk to people in 'specific' regions, but cost either a weekly or monthly fee. The app pairs the users based on age and gender and once an account is created they get automatically paired with another user via video. There is an option to have location services on for the application, Melon recommends having it on so that the user can 'make friends all over the world.'

Melon is a messaging app that allows users to chat with strangers, share images, and more. Not only does this app make it easy for children and teens to engage in age - inappropriate conversations, it makes it easy for predators to connect with potential victims. For these reasons, no child under 18 should use this app.

Challenges

There is no real filtering that is possible with the video chatting because the users control their own video feed. There has been many reports of misuse and inappropriate behaviour. This behaviour can be reported, but only after it has occurred.

All anonymous video - sharing apps bring risk of the user being exposed to inappropriate content. Many people have compared this application as a cross between Omegle and Tinder.

How do I block on Melon?

Unfortunately there is no way to block on this app.


How do I delete my Melon account?

- Firstly login to the site and click on the team chat from the left sidebar.
- Go to the text chat panel and specify that you would like your account deleted.
- If you don't get any response send an email

Like any social media Melon can be a positive social activity that keeps kids connected to their friends. Just be mindful of screen time and be aware of who they are connecting with. We always encourage open conversations around privacy and personal safety.

App Fact Sheets available from the Carly Ryan Foundation. Please email: info@carlyryanfoundation.com

JUSTALK KIDS



Age rating according to app provider

JusTalk Kids is a safe kids message and video chat app. Kids will not receive friend requests, calls or messages from strangers. All of your children's personal information (including conversations) is encrypted and completely safe. JusTalk Kids allows kids to video call and message using Wi-Fi so a phone number is not required. Users under 13 must have parents permission before downloading the application.

JusTalk Kids is completely free on the app store and the Android Marketplace, although it does offer in-app purchases with the non-kids version of the app.

JusTalk Kids is designed with an easy to use interface for children. Its range of settings allow parents to make the app as safe as possible for their child.

Safety Features

JusTalk Kids has a range of safety features in place to keep their users in control and safe:

- Parents and guardians can control their child's access to all social features by setting passcodes.
- No harassment from strangers. Children will not receive friend requests, messages or calls from strangers unless added by the parents or guardian.
- No phone number is needed, only a WiFi connection.
- Parents and guardians assist their child in creating a JusTalk Kids account by setting up a JusTalk ID through the bottom of the signup page.
- Parents and guardians can block or remove any contact at any time.

What If My Child Is Being Harassed?

JusTalk Kids provide a reporting entrance ("Feedback"). Through the child's JusTalk Kids account, they can report inappropriate content (including harassing, bullying, sexual or violent content) or suspicious activity (for example, if they think someone else is impersonating their friend or family member) and immediately block the user.

How Do You Add a Friend on JustTalk Kids?

For a contact to be added to your list, you have to add them AND they have to add you. JusTalk Kids requires both parties to be aware of each other outside the app.

If someone tries to add your child but your child doesn't add them back, any attempted calls and messages will get rejected and remain unseen. Kids don't receive any notification about friend requests, calls or messages unless they add the parent approved person first.

1. Go to the 'Friends' tab
2. Tap 'Add Friends' button on the top right corner.
3. Select either 'JusTalk ID', 'Phone Number' or 'Scan QR Code'
4. Type in relevant information and click 'Add'

How Do I Delete My Child's Account?

If your child feels unsafe or you no longer wish to use the app, you may delete their account by emailing kids@justalk.com. Deleting their JusTalk Kids account will delete their registration information, information about their activity, contacts and device information. However, messages sent from your child to other users will still be visible on the other users' device.

Like any social media JusTalk can be a positive social activity that keeps kids connected to their friends. Just be mindful of screen time and be aware of who they are connecting with. We always encourage open conversations around privacy and personal safety.

App Fact Sheets available from the Carly Ryan Foundation. Please email: info@carlyryanfoundation.com

the *Carly Ryan* foundation. **APP FACTS**
MESSENGER KIDS



Messenger Kids is a new version of the popular app Messenger which allows children to be in a safe environment to connect with their friends and family. Parents are also in control of management ensuring their child can communicate positively and safely. Messenger Kids is made so the user does not need a phone number to call or text other users.

Messenger Kids is designed for kids between the ages of 6 and 12 years old. Due to US federal law users under the age of 13 cannot legally sign up for Facebook, so this version of Messenger must be set up through an adult Facebook account.

Does Messenger Kids cost anything?

Messenger Kids is free on the app store. A parent or child simply needs to search for it in the search tab on the Apple Store or Android Marketplace and click 'install' or 'download'.

Set up guide:

1. Download the Messenger Kids app to your child's phone or tablet.
2. Authenticate your child's device using your own personal Facebook login.
3. Create an account for your child by adding their name.
4. Parental controls (such as accessing data from your child's account) are available in the Parent Portal on your main Facebook app.

How to add friends?

1. Click to select your child's account
2. Click 'Choose Contacts'

You can search for people you'd like to add or select a category (example: family members, other kids, your friends), then click add. If you can't find one of your child's friends, click 'invite' to send an invitation to their parent so they can download the Messenger Kids app.

What to do if a user is bullying or harassing:

Your child has the option to mute the conversation or to block a user in an instant if they feel unsafe or threatened. Alternatively, the parent can delete the contact so the child can no longer hear from this user. You can also report the user to Facebook within the app.

Messenger Kids Tips:

- Monitor who your child connects to
- Keep an open dialogue with your child to ensure they are enjoying the application safely
- When adding friends, verify the user together to instill critical thinking skills in your child

Like any social media Messenger can be a positive social activity that keeps kids connected to their friends. Just be mindful of screen time and be aware of who they are connecting with. We always encourage open conversations around privacy and personal safety.

App Fact Sheets available from the Carly Ryan Foundation. Please email:
info@carlyryanfoundation.com

carlyryanfoundation.com

MINECRAFT



Minecraft is a video game that allows the player to build, destroy and create whatever they can imagine. You are placed onto a map that has an endless amount of resources for the player to use to create armour, weapons, build, find food and other activities in order to survive the environment and the monsters that inhabit the area. Minecraft can be played in single player mode, local multiplayer mode or in *Minecraft Realms* which gives you the option to play with hundreds of players online at one given time.

Minecraft is suitable for ages 7 and above. Although, it is always a good idea to make sure your child is supervised and understands how to stay safe before giving them access to a game that allows them to communicate with strangers.

Minecraft Realms

Minecraft Realms allows you to play with up to 100 players at one time. Players can publicly and privately chat to each other over the inbuilt game chat feature which may lead to other apps being involved for communication, such as: Discord and TeamSpeak. The inbuilt chat can be disabled to allow the user to enjoy online gaming without the unwanted communication with strangers.

How To Disable In-Game Chat:

1. Log onto Minecraft and click on 'Options' on the main screen.
2. Click on 'Chat Settings'
3. Click 'Chat: Shown' until it reads 'Chat:Hidden'

Challenges

Playing Minecraft in single player does not put the user in any danger from other players, however playing in Minecraft Realms or multiplayer mode may put your child at risk of inappropriate behaviour, harassment and other forms of online cyber bullying.

Reporting Inappropriate Behaviour

Users who enter publicly joinable realms are subject to the rules and regulations of the player who created the realm.

Inappropriate behaviour is to be reported to the administrators of the realm--typically volunteers and in-game players--and will be actioned inhouse rather than through the creators of Minecraft.

Like any online game Minecraft can be a positive social activity that keeps kids connected to their friends. Just be mindful of screen time and be aware of who they are connecting with. We always encourage open conversations around privacy and personal safety.

App Fact Sheets available from the Carly Ryan Foundation. Please email: info@carlyryanfoundation.com

BUMBLE



Bumble is a location-based social and dating application that matches users together for either business, platonic or romantic relationships.

Users continuously swipe through a list of other geographically local Bumble users; swiping left if they do not like that user while swiping right if they do. If two users have mutually swiped right they match where a 24 hour window is made to communicate otherwise the match will disappear forever. For heterosexual matches only female users can make first contact with matched male users, whereas same-sex matches or those matched in the 'Friends' or 'Networking' section can send each other a message first with no restrictions.

Challenges

- Fake profiles are common on Bumble. Be perceptive of what other users are saying and offering, if it sounds too good to be true it generally is.
- An inbuilt camera function allows users to send photos to each other which opens opportunities for image based abuse or cyber flashing.
- Shares GPS location.
- Objectification.
- Rejection.

Bumble collects information about your device when you use the app; including your unique device identifier, device model, operating system, and MAC address. Your location information is also constantly being shared and accessed within the app and must be turned on for the app to function.

How Do I Report A User?

1. Scroll to the bottom of their profile and tap the "block and report button"
2. Choose one of the report reasons and include any additional comments for their moderation team. You can share as much or as little information as you feel comfortable with, but the more information they have, the easier it is for Bumble to support you and take action.
3. Tap "submit report"

How Do I Delete My Account?

1. Open up your Bumble app
2. Select 'Settings' and scroll to the bottom
3. Select 'Delete Account'
4. Type the word 'Delete' and tap confirm

Like any social media Bumble can be a positive social activity that keeps you connected. Just be mindful of screen time and be aware of who you are connecting with. We always encourage open conversations around privacy and personal safety.

App Fact Sheets available from the Carly Ryan Foundation. Please email: info@carlyryanfoundation.com

TIK TOK

(Including Musical.ly)



Tik Tok is a social media platform for creating, sharing and discovering short music videos. Every day, millions of people use Tik Tok as an outlet to express themselves through singing, dancing, comedy, and lip-syncing. The app celebrates creativity with videos recorded in 15 seconds or less and shared across the Tik Tok community.

You have the ability to make cool, short videos—songs or short dialogues – that you can share with the world, and people can see them. Think MTV meets SNL meets karaoke meets Dubsmash meets American Idol meets Instagram.

Challenges

- 12+ content in the songs lyrics. Swearing and adult concepts in the provided music.
- Pornography, graphic content, suicide notes.
- Tik Tok users can search for other users to view or follow near their own location/city.
- User generated videos can be viewed and shared onto other social media and messaging apps increasing exposure.
- Bullying in comments.
- Users can publicise their messenger usernames or social media profiles on their Tik Tok profile.
- Many underage accounts with large amounts of followers.
- Easy for users to create multiple accounts and hide them from their parents.
- Fake Tik Tok apps on the app store that charge for download or offer followers.

NOTE: TikTok offers a live feature for users with 1000+ followers on their profile. This service is intended for ages 16+

How Do I Delete My Tik Tok Account?

- Open the Tik Tok app and login.
- Tap on the person icon at the lower right of your screen to open your profile.
- Click on the three dots located in the upper right corner.
- Click on 'Privacy and Settings'.
- Click on 'Manage my Account'.
- Add a phone number if you haven't already.

- A verified phone number is a requirement for removing your Tik Tok account.
- Scroll to the bottom of the page where it says 'Thinking about removing your account?' Tap it.
- Tap 'Send Code'.
- Wait for the code to be sent.
- Enter the 4-digit code within 60 seconds of it being sent to you. Then hit continue.
- Read over the implications of removing your account. Hit continue if you agree with the terms.
- Hit 'Delete Account'. You'll be logged out and your account will be deleted.

How Do I Block a Tik Tok Account?

- Open the Tik Tok app and login.
- Tap on the magnifying glass.
- Search for the user you want to block.
- Tap their name or photo.
- Tap on the ... icon.
- Tap 'Block'.

How Do I Report a Tik Tok Account?

- Open the Tik Tok app and login.
- Tap on the magnifying glass.
- Search for the user you want to block.
- Tap their name or photo.
- Tap on the ... icon.
- Tap 'Report' and fill out the user report.

App Fact Sheets available from the Carly Ryan Foundation. Please email: info@carlyryanfoundation.com

FORTNITE

Age Rating in
the App Store:
FORTNITE 15+

Age rating according to app provider

Fortnite is a video game for PlayStation 4, Xbox One, Windows, Mac and mobile allowing up to 100 users per game onto an island/map to build structures, hunt for weapons and equipment. Players are dropped onto the game map and must compete to be the last one standing. There are three modes of play in Battle Royale: Solo, Duo and Squad.

Challenges

Micro transactions

There are opportunities for players to spend real money on items in the game.

Fortnite encourages a membership upgrade called a Battlepass, as well as in-game currency called V-Bucks to buy bonus items. You can buy things like new looks and new dances. Most platforms allow you to block in-app purchases via parental controls, so be sure to set up yours if you don't want your kids maxing out the credit card. CRF recommends using a pre paid credit card or gift card for in-app purchases.

The game's online chat feature (especially in Battle Royale) can expose younger players to offensive language, mature content and contact from strangers. CRF doesn't recommend games with open chat for kids under 13.

How do I turn off voice chat?

Open the Settings menu in the top right of the Fortnite home page by selecting the three bars, then the cog icon. Choose the audio tab at the top of the screen. From there, you can adjust several audio features, including voice chat. Turn the setting from on to off by tapping the arrows. You will need to take steps to make sure your child isn't exposed to the inappropriate language of other players by keeping them in solo mode or ensuring that they're teaming up with friends.

To report

Users can report other users for harassment, inappropriate language, bullying and hacking. Just click 'Email Us' and fill out the required fields. After selecting the Product and Game Mode, select Report Player as the Issue Type. This will make sure these reports are directed to the correct team.

If a user wants to delete a 'friend' within the game they can simply go to the icon on the top right of the screen with the three figures and select the user and click 'unfriend'. There is no way to block a user in the game. If a user is harassing another user they should follow the appropriate steps above to report them.

Like any online game, Fortnite can be a positive social activity that keeps kids connected to their friends (not to mention a great potential bonding experience if you choose to play with your child). Just be mindful of screen time and monitor that chat. We always encourage open conversations around privacy and personal safety.

App Fact Sheets available from the Carly Ryan Foundation. Please email: info@carlyryanfoundation.com

ROBLOX is the world's biggest platform for emerging and independent game developers, and they offer the ability to earn real money from their creative efforts.

ROBLOX is open to people of all ages. Each player starts by choosing an avatar and giving it an identity. They can then explore ROBLOX - interacting with others by chatting, playing games, or collaborating on creative projects. Each player is also given their own piece of undeveloped real estate along with a virtual toolbox with which to design and build anything.

NOTE: Although Roblox is primarily for children, without permission from a parent or legal guardian the app is deemed 18+.

Challenges

The purpose of the game is for players to interact and make friends with one another. This is achieved by wandering around the online world to stop and talk with other players. The most dangerous aspect about the game is that it appeals most to young children under the age of 12 and therefore a very easy platform for predators to target them.

The game also allows players to invite each other into their online bedrooms and engage in sexualised behaviour. Whilst there are no 'simulated' sex acts, the insinuation is there. More advanced players are able to create their own online worlds for other players to enter, which often means that pornographic content can be uploaded for children to see.

To report abuse in-game:

- Click on the Menu button, located at the upper left of the screen. This icon looks like three lines stacked on top of each other.
- Click Report tab at the top of the menu.
- Click on the Which Player pull-down menu, and select which player to report.

- Click on the Type of Abuse pull down menu, to select the inappropriate action.
- Additional details can be written in the Short Description box.
- Click Submit to finalise.

How to block a user

To block a Roblox member go to their profile page. Under their character thumbnail, you'll see a 'More' button. Hit the button, and click 'Block user'. This adds the user to your block list, which you can manage at any time within the 'Privacy' tab of the Account Settings page.

Like any online game, Roblox can be a positive social activity that keeps kids connected to their friends (not to mention a great potential bonding experience if you choose to play with your child). Just be mindful of screen time and monitor that chat. We always encourage open conversations around privacy and personal safety.

App Fact Sheets available from the Carly Ryan Foundation. Please email: info@carlyryanfoundation.com



Discord is an app used widely in the gaming community. It allows users to invite each other to servers, which allow them to talk to each other over text, microphones and send photos to each other. Users find this platform a convenient and easier way to communicate rather than through the game directly.

How does it work?

To sign up to Discord you simply need an email and a username. It takes under five minutes to make an account with Discord. This enables the user to open up invitations and messages from people around the world.

To add somebody on Discord the user must have the other person's username. This can easily be asked through in-game chat.

Challenges

Some of the issues with Discord are that younger children may get invitations from random users thinking it is safe to chat with them. A criminal has the potential to groom the child and get various sources of information such as: credit card details, house address, school, age and much more.

Ensure that you have conversations with your young person about the potential risks involved with using platforms like Discord.

The Carly Ryan Foundation is seeing young users being asked to add people on Discord. This can create the opportunity for criminals to groom, manipulate and coerce young users through conversations that unfold via various gaming platforms.

Discord is a great app to help users communicate with their friends but without the right settings in place it can expose the user to unwanted or inappropriate contact from criminals or by strangers.

Privacy Settings Menu

Click the little down arrow next to the server name and you'll find a drop-down menu window. In addition to being able to adjust notification and server settings, you can adjust privacy settings on a per-server basis as well. Selecting / deselecting this option lets you block DMs (Direct Messages) from users in that server that aren't on your friends list. Normally, sharing a mutual server is all it takes to allow DMs. This option can filter out anyone you don't want to hear from.

Block Button

In the case that you generally like everyone in a server

(except for a few individuals), the DM list has a quick-access menu to a user's profile. In your DM chat, clicking the @ Username will bring up the user's profile, you can click the three dots in the top right to pull up a menu that will let you block the user.

Report a User

To report another user on Discord you will need screen shots of the evidence. Once you have this, you will need to email Discord directly: support@discordapp.com

Friend Requests

For additional control, Discord's settings is adjusting friend request privileges. To find this menu, open up your User Settings and click the Friends tab, here you can set who's allowed to send you a friend request.

Everyone - Selecting Everyone means that anyone who knows your DiscordTag or is in a mutual server with you can send you a request. Having this selected will automatically include both Friends of Friends and Server Members options.

Friends of Friends - Selecting this means that for anyone to add you, they must have at least one mutual friend with you. You can view this in their user profile by clicking the Mutual Friends tab next to the Mutual Servers tab.

Server Members

Selecting server members means users who share a server with you can send you a friend request. Deselecting this means that you can only be added by someone with mutual friends as you.

Note: *Friends of Friends and Server members can be both selected or deselected, allowing you to customize what ways you are willing to receive friend requests. If you only want to add friends you want to choose, you can deselect all three options, and not receive ANY requests.*

App Fact Sheets available from
the Carly Ryan Foundation. Please email:
info@carlyryanfoundation.com

the *Carly Ryan* foundation. **APP FACTS**

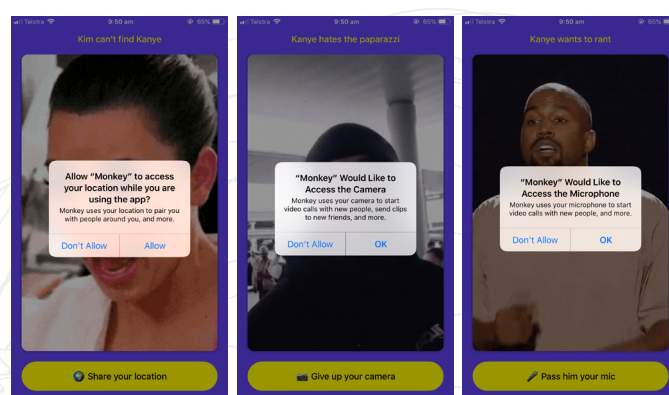
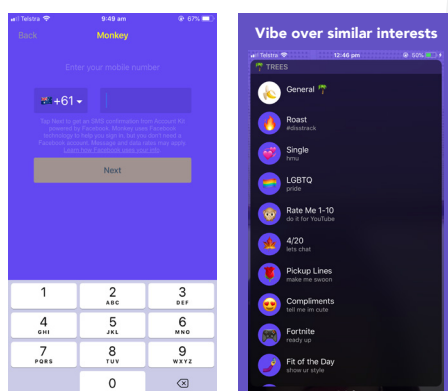
MONKEY



Monkey is an application that allows its users to connect with strangers all over the world via a 10 second video chat. Upon creating a Monkey account the user must log in using his or hers Snapchat details, setting an age (this can be whatever they like) and providing a phone number. The user is able to pick 'similar interests' before connecting with another user.

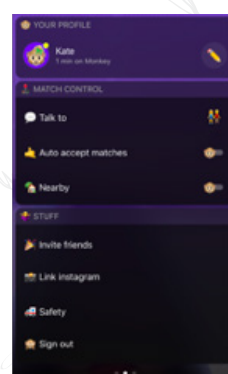
How does it work?

Before connecting, the user will see the age and gender of the potential 'friend', they can then choose to accept or deny the video request. Once the live video chat has ended each user gets to decide whether or not they would like to continue chatting with the other user. If both users decide yes they can continue to chat either via 'text' or 'live video chat'.



How do I report another user in the app?

While there is a report button to flag any inappropriate content, that method takes the 'after the damage is done' approach to keeping their app free from pornography and bullying.



If a user sees any inappropriate content they should report it immediately using the report button on the top right of the screen.

If the user is subjected to any inappropriate content they should end the chat straight away and report the other user. We would also recommend turning off 'auto accept matches' and 'nearby'.

Challenges

There are many reports of users opening a video chat and being subjected to full on nudity, seeing the other user performing sexual acts, grotesque language, name calling, bullying and drug use.

The application gives users an option to turn location services on in order to be connected to people in their area. The user must also allow access to their camera and microphone. There have been many reports of predators using Monkey to groom and access young people.

The Carly Ryan Foundation would not recommend anyone under the age of 18 use this application.

App Fact Sheets available from the Carly Ryan Foundation. Please email: info@carlyryanfoundation.com

SNAPCHAT



Snapchat is a popular messaging app that lets users exchange pictures and videos (called snaps) designed to disappear after they're viewed.

How does it work?

On Snapchat, users go by a handle. To add friends, you can upload your contacts, search for people you know or use the 'Quick Add' feature which suggests friends of friends or strangers easily. You can also automatically add someone by taking a picture of their "Snapcode," a special QR code unique to each user.

To begin a conversation every Snap starts with a photo or video. Snapchatters can layer text, emojis, doodles, and more on top, and choose how long they want the Snap to be displayed (up to 10 seconds, or until the receiver clicks off). Then, you can send the Snap to one or more friends. Stories is a feature that lets you string Snaps together into one longer narrative that stays available for 24 hours.

Be mindful who are you sharing images with and always remember that everything on the internet is permanent. Make sure you are happy for potentially anyone to see your snaps and share without permission.

Live Stories

Live Stories are compilations of Snaps submitted by Snapchatters from events and locations around the world. Discover allows you to explore channels from established publishers who curate their own content. The Discover screen in Snapchat also includes a selection of the day's Live Stories.

Video and Text Chat

Snapchat also allows for one-on-one chat. Like Snaps, chats are cleared when a recipient leaves the Chat screen. But you always have the option to save a message you'd like to keep.

Lenses, Filters and Stickers

There are many ways to customise the look of your Snaps. Lenses add real-time special effects and sounds to a Snap. Filters offer different design overlays. Geo-filters are a popular way to customise your Snap at specific locations or events around the world. Stickers are colourful images and cartoons that give you additional ways to share content.

Memories

Memories is a private collection of the Snaps and Stories that you choose to save and that don't disappear. You can use Memories to create new Stories and Snaps. You can also choose to store certain Memories in the password-protected "My Eyes Only" section, which is an important feature for parents to be aware of.

Snapcash

Snapchat's payment feature is not for users under 18, but you should know about it so nobody "borrows" your debit card to pay someone back or receive money via Snapchat. Snapchat partnered with Square Inc., to enable users to link their Snapchat and debit card accounts to be able to make peer-to-peer payments for things like paying someone back for lunch.

Spectacles

Spectacles consists of sunglasses with a built-in video camera. The glasses light up to show that you are taking a Snap, this may not be obvious to everyone at first so if your kids are using Spectacles, talk with them about protecting other people's privacy by asking permission before recording them. You can connect the glasses directly to a phone via Bluetooth or WiFi to add videos to Memories.

Challenges

Snapchat is the number one application used for 'sexting' or 'sending nudes' between underage people. Users must be mindful of the social and legal consequences of sending images like these. If the user is under 18 years old it is illegal for them to produce, distribute or possess these types of images.


Child abuse pictures are illegal if they are:

- asked for;
- taken;
- received and kept; or
- sent, posted or passed around

The maximum penalty for sharing child abuse material can be up to 15 years in jail this includes an offenders details placed on the sex offender register.

the *Carly Ryan* foundation. APP FACTS

SNAPCHAT



Privacy

Privacy settings that are available within Snapchat are the ability to restrict who can send a user photos or videos, 'snaps'. This can be enabled by going into the Settings menu, select 'Who can send me snaps', then select 'My friends'. This will ensure only people the user knows will be able to connect with them via the application.

It is important to read the Snapchat privacy policy as it provides information about how the images and videos are stored and used. Users need to be aware that Snapchat has the right to reproduce, modify and republish photos and videos, and save them to the Snapchat servers, particularly in relation to the 'Live Story' feature.

Snap Map

The Map allows Snapchat users to see where their friends are, as long as these friends choose to share their locations with them. Location sharing with friends via the Map is optional and is off by default; however, if you submit a Snap to Our Story, it may appear publicly on the Map in the exact location it was taken. Once you opt-in, whatever audience you're sharing with can see your live location updated, every time you open the Snapchat app, regardless of whether you send them or anyone else a Snap.


Location Sharing Options Include:

Only Me (Ghost Mode):

Your location won't be visible to anyone else on the Map. You can turn Ghost Mode on and off or opt to set a timer.

Select Friends: Choose specific friends to share your location with. Friends you select aren't notified when you choose them.

My Friends: Your location will be shared with all of your friends this includes friends you add in the future. This option doesn't include people who've added you as a friend, but who you haven't added back.

To edit your location settings, just tap the  button in the top-right corner of the Map screen. You can change who can see your location, or you can hide your location completely by going into Ghost Mode.



How to block a user

- Go to your friends list.
- Hold the name of the offending user.
- Select 'More' on the menu that appears.
- Select 'Block' to stop receiving Snapchats from that person or pick 'Remove Friend' if you want to remove them from your contacts.

How do I report abuse on Snapchat?

To report a Story on the web from your computer, click the button on the video, then click 'Report'.

Like any social media Snapchat can be a positive social activity that keeps kids connected to their friends. Just be mindful of screen time and be aware of who they are connecting with. We always encourage open conversations around privacy and personal safety.

App Fact Sheets available from the Carly Ryan Foundation. Please email: info@carlyryanfoundation.com

carlyryanfoundation.com

 TheCarlyRyanFoundation  @thecarlyryanfoundation  @TeamCarlyCRF

 Carly Ryan Foundation Inc 2020

INSTAGRAM



Age Rating in
the App Store:

13+

Age rating according to app provider

Instagram is a photo and video sharing app that has been an almost exclusively mobile platform. Once the user has either taken/selected a photo or video they can scroll through the editing filters and experiment with the best one for that particular image.

How does it work?

After the user has created an account they can follow other Instagram users and 'like' or 'comment' on their photos and videos. Instagram is owned by Facebook and accounts between the two can be linked to verify the users age and identity.

Instagram accounts are public by default, but can be set to 'private' if the user wishes. If an account is set to public then it opens it up for any other user on Instagram to view. If the account is set to 'private' then only the users that follow the account are able to view it. Setting an account to private allows the user to choose who follows them, which gives the user more control of who is able to view their content.

Instagram is being used by young people to share their lives with their friends. Some challenges around the use of Instagram are young people taking nude selfies and seeking attention and acceptance from strangers, bullying comments and the ability to access inappropriate photos and videos. It is important you know how to block and report inappropriate users on Instagram.

Privacy Settings

Account settings can be found by selecting the three dots on the right hand side of the top of your profile page:

- Scroll to 'Privacy and security'
- Tap 'Account privacy'
- Switch on the toggle 'Private Account'

We would recommend turning off the location function for the camera on the users mobile device.

By doing this, it ensures that the location of where the photo was taken isn't embedded in the image. If location services are turned on for the camera then any one can drag and drop a photos geotag information into a Google search and locate exactly where the photo was taken. For most smart devices, this option can be toggled within their 'Settings' menu.

How do I block or report another user on Instagram?

To report a post:

Tap the three dots above the post
Tap Report and follow the on-screen instructions

To report a profile:

Tap the three dots at the top of the profile
Tap Report and follow the on-screen instructions

Like any social media Instagram can be a positive social activity that keeps kids connected to their friends. Just be mindful of screen time and be aware of who they are connecting with. We always encourage open conversations around privacy and personal safety.

App Fact Sheets available from
the Carly Ryan Foundation. Please email:
info@carlyryanfoundation.com



Age rating according to app provider

Facebook is a social networking service where millions of people go to interact with others. Facebook has over one billion active users, more than half of them use Facebook on a mobile device. The user can create a personal profile with photos, lists of personal interests, contact information, and other personal information which is shared among their chosen friends.

Facebook users have the ability to interact with a wide range of individuals. Through Facebook's news feed, users have the ability to interact in public conversations with people who are not within their friends list.

How to make your Facebook profile private

Step 1

- 1 Click on the three parallel lines at the bottom right corner of the screen.
- 2 Scroll to the bottom and click the 'Settings & Privacy' tab and click 'Settings'.
- 3 Click on the Timeline and Tagging option. You can control everything with regards to who gets to post and tag on your Timeline and also who can see it. Go through all seven options and customise it for you. Activating Timeline review is also recommended. Once you've done this your Timeline will only be viewable to the people you choose to look at it.

Step 2

Go to the 'Privacy' tab in the settings page. Facebook offers you several different options so you can adjust exactly how private you want to be. Check your privacy settings regularly. Often when Facebook updates the settings may go back to public by default.

Other Privacy Settings

To manage your privacy on Facebook (on a computer), access the privacy settings by clicking on the downward facing arrow in the upper right-hand side of the page and select 'Settings'. In the left hand column, click on 'Privacy'.

To access these settings on a mobile device select the three lines on the bottom right of your screen. Scroll down to 'Settings & Privacy'. Here you can change a number of settings: Restricting who can see the users profile and timeline.

Under the 'Who can see my stuff?' section, users can manage who is able to access their timeline and profile. Next to 'Who can see your future posts?', click on 'Edit' to ensure that 'Friends' is selected.

How can I report a fake profile?

If you have a Facebook account and want to report someone that's pretending to be you or someone you know:

- Go to the profile of the impersonating account.
- Click on the cover photo and select Report.
- Follow the on-screen instructions for impersonation to file a report.

How do I block another user on Facebook?

- Click at the top right of any Facebook page.
- Click Privacy Shortcuts.
- Click 'How do I stop someone from bothering me?'
- Enter the name of the person you want to block and click Block.
- Select the specific person you want to block from the list that appears and click Block again.

App Fact Sheets available from the Carly Ryan Foundation. Please email: info@carlyryanfoundation.com

YOUTUBE



Age Rating in
the App Store:

13+

Age rating according to app provider

YouTube is free video sharing website and application that is owned by Google. The platform allows its users to upload, create and watch other users videos. With over 1 billion users it is one of the most popular platforms on the internet.

Anybody can access videos on YouTube, but in order to upload a video the user must create their own YouTube account. If a user sees inappropriate content they can 'flag' or report it if it violates YouTube's community guidelines. Many popular types of videos on YouTube are music videos, 'how to videos' and gaming videos.

YouTube Kids

With over 400 hours of content uploaded to YouTube every minute it is extremely difficult for Google to keep up with the monitoring of inappropriate content.

For users under the age of 13 we recommended using 'YouTube Kids'. YouTube kids is free to download and use. Users can have up to 8 profiles attached to the one account. Each profile can have it's own viewing preferences.

The platform has features like 'watch history', 'block channels' and filters to keep videos more 'child friendly'. Parents can also create timers for video use which can enable time restrictions on their children's screen time.

YouTube Premium

YouTube Premium is a monthly subscription service that removes advertisements from all videos on the platform. Users can also restrict the videos so that they're more limited with no 'suggested' videos that often occur after a video has been viewed.

More often than not the suggested videos are not suitable for younger people. This platform is especially ideal for teenagers. Videos can also be downloaded and watched at any time without an internet connection. This function is fantastic for family trips in cars and airplanes.

Privacy Settings on YouTube

- Public** Anyone is able to search and view the users videos.
- Private** Only people the user allows can search for and watch their videos.
- Unlisted** Only people that the user sends the link to can view their videos.

'Comments on users videos' is turned on as a default option, however this can be disabled. To do so, these are the steps to follow:

- Sign in to YouTube on a computer.
- Go to Creator Studio > Video Manager.
- Select the box next to any of the videos you want to manage.
- At the top of the screen, click the Actions menu.
- Select More actions > Comments.
- Select or unselect Do not allow comments.

How to make your account private

Click the 'Edit' button, and then choose 'Private' or 'Unlisted' from the 'Privacy Settings' drop-down menu.

If your YouTube account is linked to Google Plus and you set your video to private, you see a field into which you can enter the email addresses or profile names of people with whom you want to share your video.

How do I block another user on YouTube?

- Login to your YouTube account.
- Click on the name of the user you want to block. This will take you to their profile.
- Click the three dots on the top right of their profile
- In the drop down menu, you will be given the option to 'Block User'.

How do I report another user on YouTube?

- Login to your YouTube account.
- Click on the name of the user you want to report. This will take you to their profile.
- Click 'About' on their profile, the hit the flag button.
- In the drop down menu, select the option that best suits your issue.

App Fact Sheets available from the Carly Ryan Foundation. Please email: info@carlyryanfoundation.com

WICKR



Wickr instant messaging app allows users to exchange end-to-end encrypted and content-expiring messages, photos, videos, file attachments and end-to-end encrypted video conference calls.

Wickr keeps conversations private by using peer-to-peer encryption which does not rely on centralised private decryption methods. Instead, both the users ID and device undergo multiple rounds of salted cryptographic hashing using SHA256. All data is encrypted using AES256 in transit and when stored on your device. Both messages and media are 'forensically wiped' from your device after they expire.

You can even set messages to self-destruct a few seconds after the recipient reads them. It's a digital security bubble that makes sure nobody can snoop on your conversations, and nobody can access your stuff.

How do I block on Wickr?

You'll find the 'Block' feature in your conversations list on mobile. When you are in conversations, view the info of the contact you wish to block by pressing their avatar (image/initial next to the Contact name) and press the 'Block' symbol.

On desktop, you can click on the person's avatar within a conversation or in the contact list to get to their info to pop up.

The default setting allows you to receive

messages from anyone who knows your Wickr ID (username). The 'Block List' setting lets you block specific people from sending you Wickr messages. If you do not want to receive messages from a certain user, add their Wickr ID to the 'Block List' or simply select the 'Block' icon in their contact card when you receive a message from them.

The blocked user will not receive a notification or any indication that they have been blocked, but their messages will no longer show up on your devices.

How do I delete my Wickr account?

You can delete your Wickr account from within the app. You will have to be able to login to the app in order to delete your account. There is no way to delete an account without the current working password.

On both iOS and Android, you can go to:

- *Settings > Terminate Account*

App Fact Sheets available from the Carly Ryan Foundation. Please email: info@carlyryanfoundation.com

TELEGRAM



Age rating according to app provider

Telegram is a messaging app with a focus on speed and security, it's super-fast, simple and free. You can use Telegram on all your devices at the same time — your messages sync seamlessly across any number of your phones, tablets or computers.

Telegram is a free texting application with zero advertisements.

All the texts and phone calls are encrypted through Telegram, and you can send absolutely any file type you want — even large ones up to 1.5 GB. This is unique to most messaging apps that support image and video files.

The messages are synced across all supported devices because the messages and files are stored in the cloud. You can delete texts whenever you want and make secret chats that dissolve messages on a timer.

Challenges

You can address up to 5,000 of your closest friends in one single group message.

Secret Chats are possible and encouraged. The app explains how to create a Secret Chat message – these messages are not available in the cloud and cannot be accessed on other devices – only the sending and receiving device can access the content of the messages.

If your child uses this, it should be with no usernames and just between family members and trusted friends; however, this app makes these details difficult to monitor and enforce. The app was clearly created for adult interaction. The secretive nature of this app lends itself to inappropriate and questionable content sharing and behavior. The ability to connect with total strangers with the added option for secret environments and conversations is extremely risky and problematic for teens.

How do I block on Telegram?

Open the Telegram app on your Android. The Telegram icon looks like a white paper plane in a blue circle.

- Tap the three horizontal lines icon.
- Tap Contacts on the menu.
- Select the contact you want to block.
- Tap your contact's name or profile picture.
- Tap the three dots icon.
- Tap Block on the menu.
- Tap OK in the pop-up.

How do I delete my Telegram account?

IOS

- Go to <https://my.telegram.org/auth?to=deactivate>
- Enter Telegram associated Phone number.
- Confirmation code sends to your Telegram account.
- Enter the confirmation code.
- Click on Deactivate account option.
- Under Delete your account option click on Done.
- Click on Yes, delete my account button.

Android

- Go to <https://my.telegram.org/auth?to=deactivate>
- Type your phone number.
- Tap Next.
- Type the confirmation code.
- Tap Sign In.
- Tap Deactivate account.
- Tap Done.
- Tap Yes, delete my account.

App Fact Sheets available from the Carly Ryan Foundation. Please email: info@carlyryanfoundation.com

TINDER



Age rating according to app provider

Tinder is a 'dating' application that is free to download, specifically designed for mobile devices. Users can upgrade their accounts to paid versions if they wish - Tinder Plus and Tinder Gold.

The paid versions give the users more features such as:

- *Unlimited Likes*
- *Rewind the last swipe*
- *5 Super Likes per day*
- *See who likes you*
- *Passport to swipe around the world*

The user must authenticate their profile by either linking it to their Facebook profile which in turn will link their profile pictures and personal information to their Tinder profile.

Alternatively the user can make an account with their mobile phone number and manually add the pictures they would like to display. There is also a section where the user can write a short description about them self.

Once the user has created their account they will be shown other users accounts. The application uses location based services connecting people who are in a certain km radius. It also bases the connections on 'age' and 'sexual preferences' that the user selected when setting up their profile.

To like someone else's profile the user must swipe right, or to dislike a profile they must swipe left. If two users 'like' each other's profile they are both notified and can then message one another.

Concerns regarding the application

- *Objectification*
- *Rejection*
- *Creates low self esteem*
- *Users can be subjected to cyber bullying*
- *Users can find themselves being sent sexually explicit images and messages*
- *Shares GPS radius location*
- *Safety concerns if users meet up*

How do I block another user on Tinder?

- *Open the Tinder Application*
- *Open your messages with the person who you'd like to block*
- *Tap the "more" button in the top right corner, then tap "Un-match."*

How do I report another user on Tinder?

You can report users that you've already matched with, and users you haven't matched with. To report someone, go to his/her profile

- *Tap the menu icon (ellipses icon)*
- *Report*

App Fact Sheets available from the Carly Ryan Foundation. Please email: info@carlyryanfoundation.com

GRINDR



Age rating according to app provider

Grindr is a geo-social networking and online dating application geared towards gay, bi, and trans and queer males. It runs on iOS and Android and is available for download from the Apple App Store and Google Play. Grindr comes in both free and subscription-based versions (Grindr XTRA).

Rather than the culture of dating and swiping promoted by Tinder, Grindr is traditionally more suited to sexual encounters and hook ups.

Grindr is a geo-located hook-up app for men to meet men, based on who's closest to them. When you've created an account, you can add one photo and a small bio about yourself – though this is typically saved for sexual preferences rather than information on your hobbies or your interests. Users are then listed in order of proximity on the interface where you may begin interacting.

Challenges:

- In-built camera function where users can send explicit photos to one another
- Underage users logging in to explore their sexuality and producing self generated child abuse images
- Shares GPS radius (as little as 100m)
- Microtransaction
- Bodyshaming
- Rejection
- Racism

Privacy Settings:

Grindr does not have a large amount of options when it comes to privacy. The most important one to take note of is *distance tracker*. An option that displays how far away you are b

To hide your distance from your profile:

1. Tap 'Menu'
2. Tap 'Settings'
3. Tap 'Edit Profile'

This is where you'll find the option to turn of distance tracker.

How do I report another user on Grindr?

Reporting users in Grindr is a simple process.

1. Tap on the icon that appears at the upper right-hand corner of the user's profile.
2. Either tap 'Block' or 'Report'

Once reported you will get an option to tell the Grindr team what happened.

Like any app Grindr can be used safely and be potentially beneficial. Just be mindful of screen time and be aware of who you are connecting with. We always encourage open conversations around privacy and personal safety.

App Fact Sheets available from the Carly Ryan Foundation. Please email: info@carlyryanfoundation.com

HER



Age rating according to app provider

Her, formerly Dattch, is a geo-social networking app geared towards lesbian, queer, bisexual and bicurious women. It is available for iOS and Android. Users can join the app with their Facebook account or email address.

HER has an open approach, with the long-term goal of connecting queer women to their community rather than being a simple hookup app. It is divided into three areas, 'Feed', where you can read their blog on everything LGBT (lesbian, gay, bi, transgender). 'Chat', where you message users that have liked you back and 'Meet', where you see and like other users.

Challenges:

- *Fake profiles and catfish accounts*
- *Creates low self esteem*
- *Objectification*
- *Rejection*
- *Users can be subjected to cyber bullying*
- *Users can find themselves being sent sexually explicit messages*
- *Shares GPS radius location*
- *Safety concerns if users meet up*

Privacy Settings:

Profile details include your name, age, height, sexuality, gender identity, relationship status, photos, text items, and friends list. Your friends list is public to everyone.

How do I report another user on HER?

1. In the 'MEET' section, select the "... " icon on the top right of their profile
2. Select 'Report User' and select an option

How do I block another user on HER?

1. In the 'MEET' section, select the "... " icon on the top right of their profile
2. Select 'Block User'

How do I delete my HER account?

Tap settings icon in the top left hand corner > Tap "Support" > "Close Account"

Like any app HER can be used safely and be beneficial. Just be mindful of screen time and be aware of who you are connecting with. We always encourage open conversations around privacy and personal safety.

App Fact Sheets available from the Carly Ryan Foundation. Please email: info@carlyryanfoundation.com

REDDIT



Age rating according to app provider

Reddit is a social news aggregation, web content rating, and discussion website. Registered members submit content to the site such as links, text posts, and images, which are then voted up or down by other members. In theory, Reddit is a place where internet news is shared, but increasingly it's the place where it's also born.

The site bills itself as the "front page of the internet," it's broken up into more than a million communities known as "subreddits," each of which covers a different topic. The name of a subreddit begins with /r/, which is part of the URLs that Reddit uses. For example, /r/nba is a subreddit where people talk about the National Basketball Association, while /r/boardgames is a subreddit for people to discuss board games. Those are straightforward subreddits, but they can get unique, such as /r/birdswitharms... A subreddit devoted to pictures of birds with arms.

Challenges:

- Reddit management is very hands-off.
- Subreddits moderated by users which can lead to trolling, online bullying or escalation of conflict.
- Destructive, toxic, violent, and highly sexualized subreddits available to users with a verified email address.
- Exposure to highly inappropriate content

Privacy Settings:

While the Reddit website states that the website should only be browsed by users 13 and over, the app store however classifies it as 17+.

Can you privately message users?

Yes. A user can click on a users name and tap "Send Message" in the top right corner of the screen.

How do I report posts?

1. Identify the offending post.
2. Click 'Report' on the small gray lettering that lies beneath the post.


Tips For Reddit:

- Understand the subreddits you are apart of and their rules.
- Do not post any personal information.

Like any social media Reddit can be a positive social activity that keeps users connected to their friends. Just be mindful of screen time and be aware of who you are connecting with. We always encourage open conversations around privacy and personal safety.

App Fact Sheets available from the Carly Ryan Foundation. Please email: info@carlyryanfoundation.com

TUMBLR



Age rating according to app provider

Tumblr is a microblogging and social networking website. The service allows users to post multimedia and other content to a short-form blog that they can customize. Users can follow other users' blogs, and make their own blogs private if they desire.

Tumblr lets you effortlessly share anything. Post text, photos, quotes, links, music, and videos from your browser, phone and desktop. Tumblr appears to have a younger user demographic in comparison with other social networks.

Challenges:

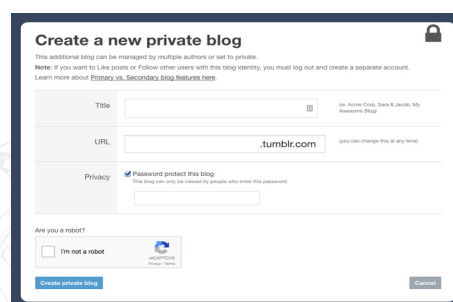
- Lack of privacy
- Pornographic content
- Inappropriate content
- Phishing scams and security issues
- Romanticizing unhealthy behaviours

Privacy Settings:

Parents should be aware of Tumblr's lack of privacy. It is difficult to create privacy settings that prevent information from being public. As a result, most posts made by users are open to the public.

While the Tumblr privacy settings prohibit private accounts, you may create a secondary blog that is private — allowing only users that know a password to access it. This password is not the one you use to log in.

Open your dashboard > click on the profile tab icon on the bottom right > click your account name at the top right > "Create a new blog"



You will be directed to this page to create your new blog. Select "password protect this blog" and enter a desired password that you may share with followers you pre-select to view content on this secondary Tumblr.

It is also worth noting users can direct message each other and engage in private chats.

Like any social media Tumblr can be a positive social activity that keeps users connected to their friends. Just be mindful of screen time and be aware of who you are connecting with. We always encourage open conversations around privacy and personal safety.

App Fact Sheets available from the Carly Ryan Foundation. Please email: info@carlyryanfoundation.com



Age rating according to app provider

Happn is a location-based mobile dating app that relies on users to physically cross paths in real life for their profiles to show up on their feed. A user then chooses to like or dislike that profile, and allows users to chat if both parties like each other.

Every time you cross paths with another happn member in real life, their profile shows up on your timeline. On every profile you can see the number of times you've encountered this person. And if you don't want to see a person on Happn anymore, you just have to click on the cross button. Alternatively, if you both 'like' each other, you are prompted to a tab where you can begin to chat with that user.

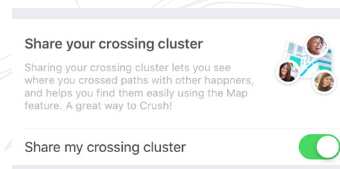
Challenges:

- Fake profiles and catfish accounts
- Creates low self esteem
- Objectification
- Rejection
- Users can find themselves being sent sexually explicit messages
- Shares GPS radius location
- 'Times You've Crossed' feature
- Safety concerns if users meet up

Experiments have been conducted with the app to test its 'crossed paths' feature. The experiment involved two people crossing paths 7 to 8 times in the space of 2 weeks. By narrowing down each time they crossed paths, one user was able to accurately find where the other user lived.

There is no option to turn this feature off.

How Do I Turn Off Crossing Cluster?



Sharing your crossing clusters lets you see where you crossed paths and helps you find your matches easily by using the Map feature.

We recommend turning this off, to do so:

Open the app > Click profile icon on bottom right > Tap 'My Preferences' > Tap 'Share My Crossing Cluster' slider to turn off

From the 'My Preferences' menu, you can also hide your age, your last active date and or your distance.

Like any app Happn can be used safely and positively. Just be mindful of screen time and be aware of who you are connecting with. We always encourage open conversations around privacy and personal safety.

App Fact Sheets available from the Carly Ryan Foundation. Please email: info@carlyryanfoundation.com

FLIPGRID



Age rating according to app provider

Flipgrid is a social learning platform that allows educators to ask a question, then the students respond in a video. Students are then able to respond to one another, creating a 'web' of discussion. It is a private program that is managed by the school where teachers must invite students to their 'grid' (class) and ask class questions.

The purpose of the app is to bring kids out of their shells and make them feel more comfortable answering questions in class.

NOTE: Users under 18 are allowed on Flipgrid as long as they are students.

Privacy is a top priority for FlipGrid. In their terms, it states: *Your privacy and that of your students is important to us:*

- We do not use personal information to market or advertise to you or students
- We do not sell user personal information.

Flipgrid does use your personal information for certain stated purposes, such as providing and improving the service and communicating with Grid Owners (but not Students) about new Flipgrid features and events. Please read the Privacy Policy below, as it describes what information we collect from you, how we use that information, and the legal bases we have to process your information.

<https://legal.flipgrid.com/privacy.html>

With Flipgrid, students do not create accounts. Educators provide students a Flip Code and students enter this on the Flipgrid app or at **flipgrid.com**. The Flip Code also creates a shareable URL (e.g., flipgrid.com/FlipCode).

After entering the Flip Code, students will need

to verify they have permission to access the Grid. This depends on the Grid security you have setup:

- 1 *School Email Domain - Students enter the Flip Code and verify their school email using Microsoft or Google. If you see an error message in red text*
- 2 *Student ID List - Students enter the Flip Code and input their Student ID # or scan a QR code for verification. Only those on your Student ID list have access (great for students without email).*
- 3 *PLC or Public - Allow anyone to view videos with just the Flip Code (additional Grid Password is optional). To record a video, participants verify their email address via Microsoft or Google.*

The application is a closed network and has no public chat functionality with the outside world. Furthermore, strangers are unable to make accounts and attempt to infiltrate the class.

App Fact Sheets available from the Carly Ryan Foundation. Please email: info@carlyryanfoundation.com



Age rating according to app provider

Apex Legends is a free-to-play online battle royale game where users drop into a map in the hunt for weapons and equipment. The users then hunt each other down in the hope to become number 1. Players can either play by themselves, in pairs or in a squad of three.

Apex was released for Microsoft Windows, PlayStation 4, and Xbox One on February 4, 2019 and registered 25 million players in their first week; Fortnite taking two weeks to reach that same number. Apex Legends is similar to Fortnite in the way that the game is free to download and available for everyone. Users also have the choice to buy cosmetic items (micro transactions) which allow their character to look unique to others.

Challenges

Users are able to connect with other random users around the world through their in-game voice chat feature. This poses potentially inappropriate contact between users.

Be aware if your child has access to a bank card, or bank card details that have been previously saved onto a device as they may be able to purchase in-game cosmetic items through the games in-game micro transaction store.

How do I report / unfriend another user?

Users can report other users for harassment, inappropriate language, bullying and hacking but it has to be done externally.

To Report

Due to no in-game reporting system, Apex players must file a report through EA's website (<https://help.ea.com/en/contact-us/>) and file a claim with whatever evidence they are able to provide. EA will then contact them after their assessments.

A few helpful tips when reporting players:

Make sure to include the player(s) full in-game name, spelled as accurately as possible! If it looks like the player is using unusual or uncommon characters in their in-game name, screenshots are totally acceptable documentation. Screenshots & video are incredibly useful tools for validation.

Understanding the in-game store:

Apex Legends is free to play, but it's monetized with a loot box system that is similar to that of Overwatch. The biggest difference, for now, is that the loot boxes in Apex Legends cost more, and they're not as good.

The loot boxes of Apex Legends are called Apex packs, and each one contains three items. Loot can be of common, rare, epic or legendary quality, and at least one item in each pack will be rare or better.

Each Apex Pack offers the following kinds of loot; character skins, weapon skins, banner frames (a frame around the character

on the load screen and on the box that drops when a player dies), banner poses, stat trackers, quips (voice lines), finishing animations and crafting metals (metals that drop in small amounts as loot, crafting a legendary weapon or skin costs 1,200 Crafting Metals).

None of these items will affect in-game performance; they are purely cosmetic. The legendary characters skins arguably give the coolest visual upgrades, while weapon skins, finishers, and banner frames offer a descending amount of in-game prestige among opponents.

You can only get a total of 45 free boxes from levelling up in the game, and if you want more, you have to buy them with Apex Coins, a premium currency that you buy with real money. You can also get extra currency for buying in larger increments, which is a common tactic used by games with premium currency to make players spend as much as possible as quickly as possible.

EA and Respawn sell Apex Coins in these bundles:

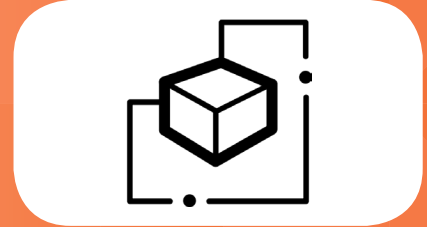
- 1,000 AC for \$10 (100 coins per dollar)
- 2,150 AC for \$20 (107.5 coins per dollar)
- 4,350 AC for \$40 (108.75 coins per dollar)
- 6,700 AC for \$60 (111.66 coins per dollar)
- 11,500 AC for \$100 (115 coins per dollar)

Please note: dollars are US, Australian conversion will apply in-game.

You can also buy skins a la carte from a rotating selecting screen that offers one legendary character skin and two legendary gun skins per week. You'll pay for the privilege however: Each skin costs 1,800 Apex Coins, which is roughly equivalent to \$13.

App Fact Sheets available from the Carly Ryan Foundation. Please email: info@carlyryanfoundation.com

ALGORITHMS



Age rating according to app provider

An algorithm is a step by step method of solving a problem. It is commonly used for data processing, calculation and other computer related and mathematical operations. An algorithm is also used to manipulate data in various ways, such as inserting a new data item, searching for a particular item or sorting an item.

When using websites such as YouTube you may have found yourself going down a rabbit hole; what began as Guitar Chords 101 has now become '5 times people got golden buzzers on "Britain's Got Talent" 2018'. This does not happen by chance. More than 70 percent of time spent on YouTube is spent watching what the algorithm recommends.

In short, social media algorithm's suggest personalized content that is most relevant to a users interests. This is the case for most apps and websites offering the same service in a quest to keep their product 'sticky'.

How does this affect us?

Algorithms have changed the way we use social media, particularly the length of our useage. The most pressing issue is that of wanting to see more; a fear of missing out. This can either mean wanting to see something more intense, more dramatic, more violent, more funny or simply an anxiety of not satisfying a curiosity. The white lie we tell ourselves of 'just one more video/photo/post' is where algorithm's prey. But with 300 hours of content uploaded to YouTube every minute for example, just seeing *everything* is simply unattainable.

Challenges

Addiction is the biggest issue seen on websites that implement suggestive algorithms. New recommended content constantly stimulates your brain making you want to stay and view as much as possible.

A viewer may often view a video and after it has finished, it may offer something related (but just different enough) that it stimulates the brain making the user engage further. This is the beginning of an addictive cycle that can continue, and only grow stronger.

Tips

- *Acknowledge that the website you are viewing is possibly using social algorithms*
- *Set firm deadlines, as to not go overtime*
- *Find time for breaks inbetween device time*

App Fact Sheets available from the Carly Ryan Foundation. Please email: info@carlyryanfoundation.com



Twitch is a live streaming video platform owned by Twitch Interactive, a subsidiary of Amazon. The site primarily focuses on video game live streaming, including broadcasts of eSports competitions, in addition to music broadcasts, creative content, and more recently, "in real life" streams. Content on the site can be viewed either live or via video on demand.

What is Twitch?

The leading live streaming platform where people play games, make crafts, and showcase their day-to-day lives, attracts over two million broadcasters every month. The number grows each year, thanks in part to how easy it has become to live stream, and platforms like Facebook, Instagram and YouTube also increasingly encourage people to share and watch live stories. With the push of a button on your game console or phone, you can share whatever you're doing at that exact moment with friends and strangers alike. The rise of popular (and profitable) influencers on platforms like YouTube and Twitch has also made the idea of being an online influencer aspirational. Some parents note that their children pretend to unbox toys to a nonexistent audience, and teachers report that their students often say they want to pursue YouTubing as a career.

If live streaming is a practice, the person behind the camera is the product. While there are things you can practice and improve, your popularity as a streamer comes down to whether or not people like you or find you interesting.

Challenges

Live streaming can be a fun activity, but not being able to edit your content at a later stage poses challenges. Whatever you say is out there for good, and users should be conscientious of the dialogue they use.

Choosing just to stream the game is the safest possible option available, adding in live video streaming of yourself can open up challenges with accidental leaking of personal information. It allows anyone and everyone to see what you look like and your personal environment. Be wary of accidentally leaving personally revealing objects in frame (i.e. a school uniform, or a letter with an address). Ensure that you have conversations with your young person about potential risks involved, such as stranger contact, potential bullying or their information being taken advantage before letting them livestream.

Sexualised Content

There is a prevalent subculture of sexual and lewd behaviour popular thanks to the ability to send monetary donations to streamers. Users have found other ways around the new clothing guidelines, wearing revealing attire, or acting salaciously.

Chat Rooms & Private Messages

Twitch allows its viewers to join in on the conversation with chat rooms. Many Twitch channels are known for their offensive humour and thousands take the opportunity to spew racist bigotry, insults, and other hate speech.

Twitch have released an 'AutoMod' feature which can be enabled on channels to block certain offensive words before they are published, although there are ways around such features, such as deliberately misspelling banned terms.

There is also a 'Whisper' feature, which allows you to talk privately with other users. This allows people to share messages in secret to members of a channel or chat room, which could allow for cyberbullying, grooming or other malicious activity.

What can parents do to keep their kids safe?

We always advocate for communication first. Discussing these issues with your child is the best way to reach a mutual understanding about what is and isn't okay in your family or community.

If you don't want to restrict Twitch in your home, there are some steps you can take to minimise the risks.

- *Ensure you know what channels your child is subscribing and watch a snippet of their content.*
- *Immediately block any strangers that try to send personal messages, or ask your child for any information on themselves.*
- *Don't let preteens watch Twitch content unsupervised.*

App Fact Sheets available from
the Carly Ryan Foundation. Please email:
info@carlyryanfoundation.com



As the name suggests, Houseparty is a virtual version of a big get-together. If your friends are “in the house”, you can chat to them one on one—or you can gather a group in a room to talk or play games, either locking that room’s door or leaving it open for new people to walk in and join you.

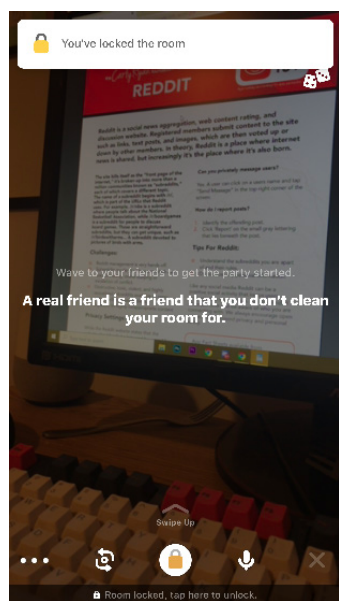
How Does Houseparty Work?

When starting an account with Houseparty, the app will ask users to allow access to their notifications, microphone & camera and location services to go forward with their profile. To get connected, Houseparty will ask to either connect Facebook and/or Snapchat contacts and then begin adding them to a users Houseparty contacts. Alternatively, users can click the ‘+’ icon at the top right and add friends by searching their username.

Once the app has opened, a users ‘room’ (unless locked) is open for anyone on their contact list to join. When a friend joins, friends of theirs can join too. The maximum number of users that can enter a room is eight.

On top of Houseparty’s room feature, users can also receive notifications when friends are online, can play games, privately message users and send ‘Facemails’ (video messages) to their friends list.

Locking Your Room



‘Locking your room’ prevents anyone from entering the users room, unless personally invited. For younger users, we highly recommend they keep their rooms locked and only invite users they know personally.

1. Open Houseparty app
2. Hover your finger on top of the Houseparty title and drag down
3. Tap the open padlock icon in the middle at the bottom

How Do I Block/Report A User?

1. On the title screen, tap the users name
2. When the new tab opens, click the cog wheel next to the users name
3. Click the Block/Report option on the new pop-up

Additionally, you can also choose the options: “Ghosting”, “In The House” and “Unfriend”.

In The House: When switched on, you receive a notification when this user is online

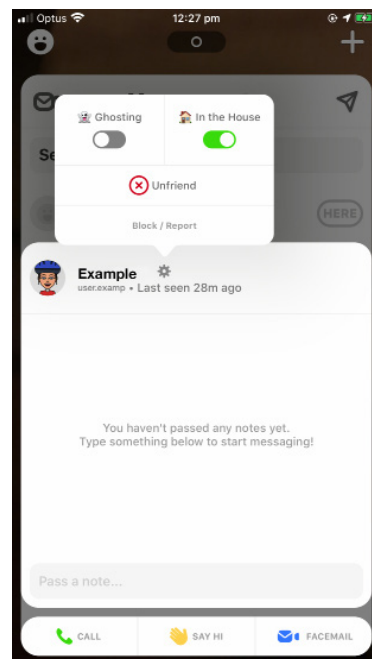
Ghosting: When switched on, this selected user will not receive notifications when you are online.

Unfriend: Remove user from contacts

Challenges

- Private text & video messaging
- No established privacy settings
- Stranger contact via mutual friends in a room
- Hiding identity via the ‘disable camera’ feature

Houseparty can be a positive social activity that keeps users connected to their friends. Be mindful of screen time and aware of who you are connecting with. We encourage open conversations around privacy and personal safety.



App Fact Sheets available from the Carly Ryan Foundation. Please email: info@carlyryanfoundation.com