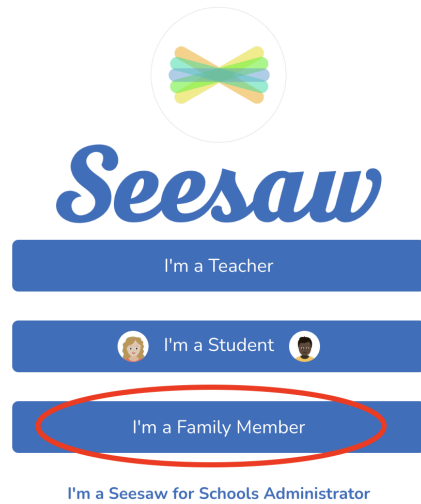




Parent Guide to Seesaw at St. Michael's

HOW TO LOG-IN TO SEESAW

- When logging in, you will have the option to access Seesaw via an app or using an internet browser
- If you are using the website, please type 'Seesaw' into your browser's search bar or enter the link - <https://app.seesaw.me/#/login>
- Please click 'I'm a Family Member' to continue



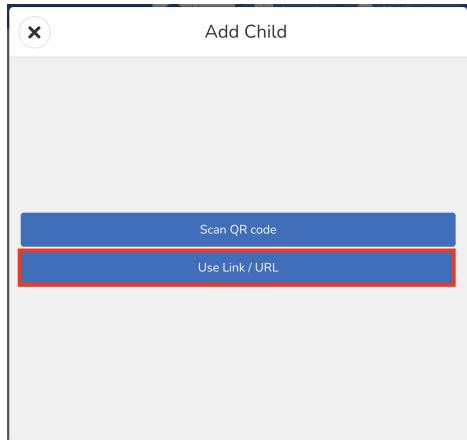
[Terms of Service and Privacy Policy](#) | [Browse Classroom Activities](#)



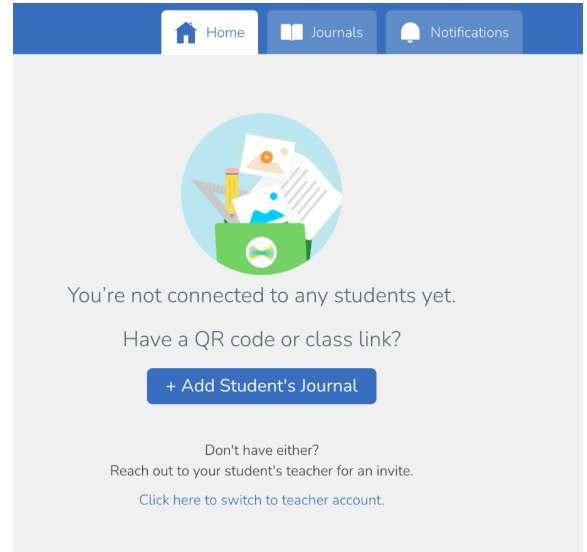
- From here, you will need to enter your log-in details and click Family Sign In
- If you are new, you will need to create a Family Account by clicking 'I'm a Family Member' and continue to follow the prompts and create an account on the following page

 A screenshot of the 'Sign In as a Family Member' page. It features a form with two main sections: '1. Enter your email address' and '2. Enter your password'. The email field contains 'tomsurname@myemail.com' and the password field contains eight dots. Below the password field is a 'Forgot Password?' link and a 'Family Sign In' button (circled in red). There is also a 'Family Sign In with Google' button. At the bottom, there is a 'Create Family Account' button. A small number '3. Sign in to your account' is visible on the right side of the page.

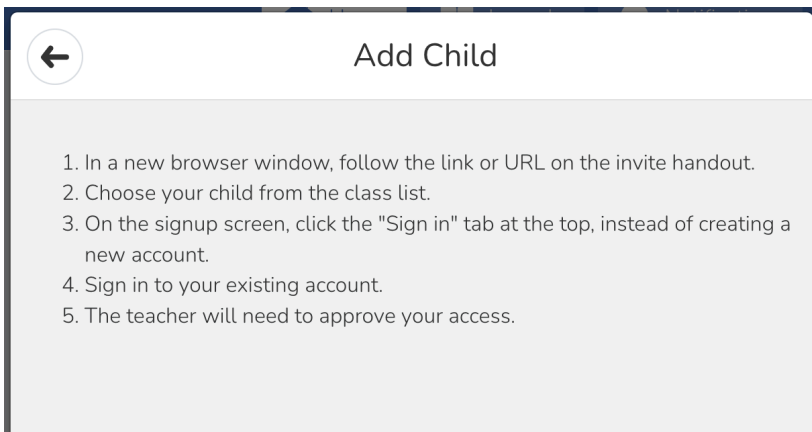
HOW TO ADD YOUR CHILD/CHILDREN



- When logged in, you will be taken to the Home page where you will be able to navigate your child/children's work
- If you cannot see your child's work you will then need to click on '+ Add Student's Journal'

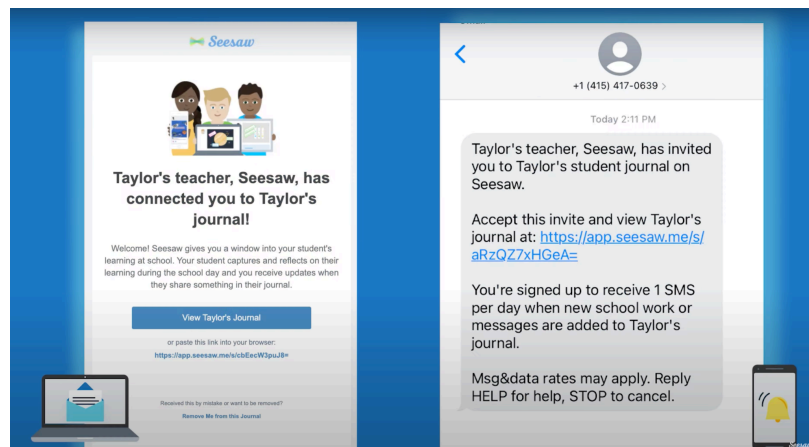


- You will then need to use a QR Code or Link/URL (We usually send a URL at St. Michael's)
- Follow the steps provided by Seesaw, as seen below



- You should receive an email or text as seen below to accept the invitation to view your child's journal

- Once complete, you should be directed to your home page where you will be able to see your child's journal

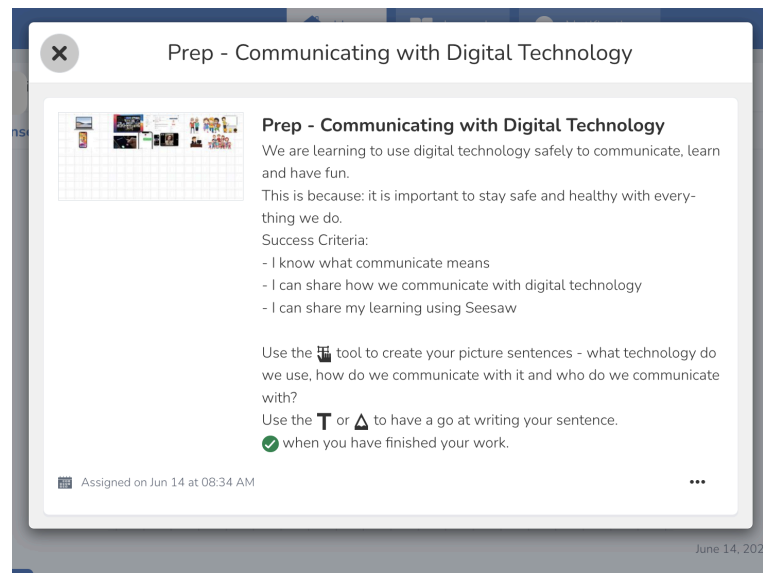
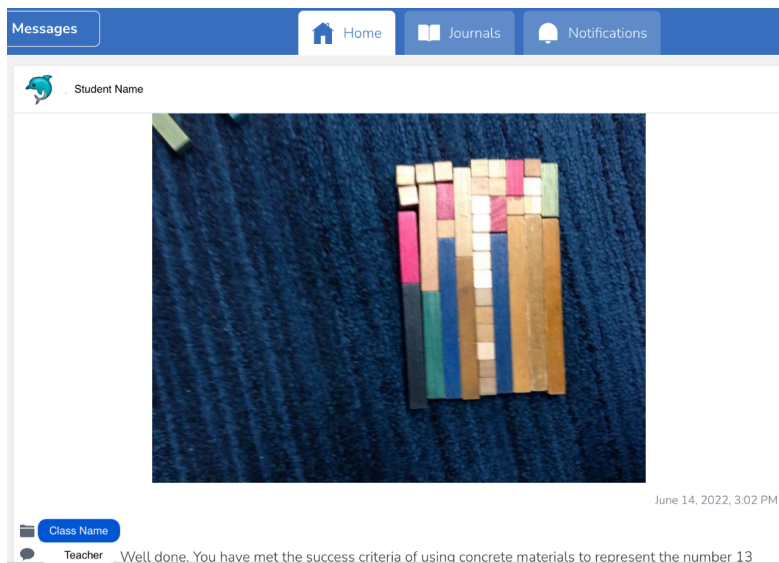


PRIVACY

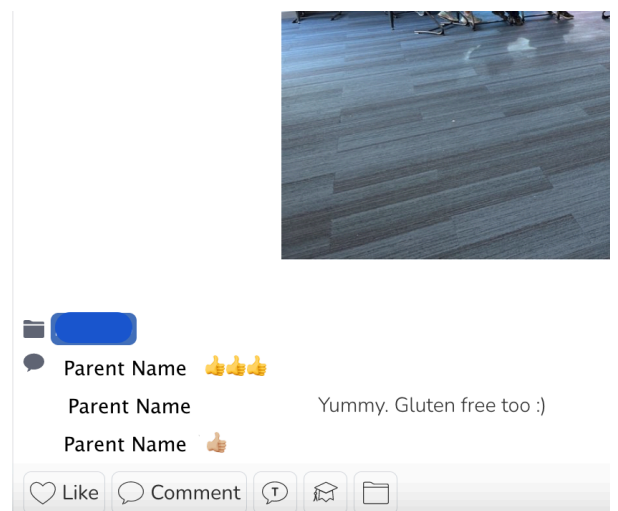
The only people who can access or see your child/children's work are teachers, the student and you. If you would like anyone else to see your child's work, your child's teacher can invite them if you provide their email address. Up to 10 people can be connected and only those people can see your child's work.

MAKING COMMENTS/GIVING FEEDBACK

- At St. Michael's, our students and teachers love seeing your comments or likes on your child's post. When you interact you are able to see the work that we all love to do.
- Some posts will include a pop-up link detailing the learning intentions and the success criteria to see how your child's post relates back to their learning



- At St. Michael's we strongly encourage positive and constructive feedback on posts to help our students grow and become accustomed to receiving online feedback in an increasingly digital world.



CONTACTING THE TEACHER

If you have any questions about a task or anything related to Seesaw, our staff will be happy to discuss and share the learning of your child.

Please feel free to do so by clicking the messages button in the Seesaw app or by email. This will allow for you to discuss the task or arrange a time to meet with your child's teacher to discuss any questions or queries around your child's learning at St. Michael's

