

EDUCATIONAL ACCESS SCHEMES (EAS) 2018-19



UAC



CONTENTS

- INTRODUCTION TO EDUCATIONAL ACCESS SCHEMES** **02**
- How do they work? 02
- Who can apply? 02
- What disadvantages can I claim? 02
- Anything else? 03
- How much does it cost? 03
- When can I apply? 03
- How am I assessed? 03
- Do I find out if I'm eligible? 03
- How is EAS factored into my offer? 04
- Australian Aboriginal and Torres Strait Islander applicants 04
- Can I add disadvantages later? 04
- Confidentiality: Who sees my application? 04

- HOW DO I APPLY?** **05**
- First things first: apply for uni 05
- Complete the EAS application 05
- After you apply 07

- DECLARATION AND AUTHORITY** **08**
- COMMON TERMS AND ABBREVIATIONS** **09**
- PARTICIPATING INSTITUTIONS** **11**
- CATEGORIES OF DISADVANTAGE** **14**
- Disrupted schooling – DO1A, DO1B, DO1C, DO1D, SO1D 14
- Financial hardship – FO1A, FO1B, FO1C, FO1D 17
- Severe family disruption – H01A, H01B, H01C, H01D, H04A 20
- Excessive family responsibilities – H03A, H03B, H03C 24
- English language difficulty – LO1A, LO1B, LO1C 27
- Personal illness/disability – PO1A 30
- Refugee status – RO1A 31
- School environment – SO1C, SO1E, SO1R 32

KEY DATES

The key dates for EAS applications apply to the submission of both your EAS application and your supporting documents.

| 2018 | |
|----------------------------|---|
| Wednesday 1 August | Opening date for EAS applications |
| Friday 28 September | Closing date for early bird applications for undergraduate admission* |
| Tuesday 13 November | Starting date for progressive release of EAS eligibility letters |
| Friday 23 November | Closing date for EAS applications for December Round 2 eligibility letters^ |
| Friday 30 November | Closing date for EAS applications for December Round 2 |

| 2019 | |
|--------------------------|---|
| Tuesday 1 January | Closing date for EAS applications for January Round 1 |
| Friday 8 February | Final closing date for EAS applications for semester 1, 2019 admissions |

* If you apply for undergraduate admission through UAC after midnight (Sydney time) on Friday 28 September, your undergraduate processing charge will increase. You are strongly encouraged to apply for undergraduate admission before Friday 28 September and submit your EAS application at the same time.

^ Apply for EAS by this date to guarantee receipt of your eligibility letter in time to change your preferences for December Round 2.

KEY OFFER ROUNDS FOR CURRENT YEAR 12 STUDENTS

The most important offer rounds for Year 12 students are December Round 2 on Thursday 20 December 2018 and January Round 1 on Friday 11 January 2019. These rounds are when most Year 12 applicants receive their offers.

If you are a Year 12 student, ensure your EAS application and supporting documents are received by UAC well before these offer rounds so that your application is assessed before institutions make their offers of admission.

KEY DATES FOR EAS ELIGIBILITY LETTERS

Apply for EAS and upload PDFs of your supporting documents by midnight (or provide hardcopy documents to UAC by 4.30pm) on Friday 23 November to guarantee you receive an EAS eligibility letter before you need to finalise your preferences for December Round 2.

EDUCATIONAL ACCESS SCHEMES

Educational Access Schemes aim to help students, whose education has been negatively affected during Year 11 and/or Year 12, receive an offer to university.





INTRODUCTION TO EDUCATIONAL ACCESS SCHEMES

HOW DO THEY WORK?

If you are eligible for consideration under an Educational Access Scheme (EAS) and your ATAR is below the required selection rank for a course, an institution can increase your selection for that course by applying an equity adjustment factor (previously referred to as bonus points) or allocate you a place reserved for eligible EAS applicants.

WHO CAN APPLY?

To apply for EAS you must be able to demonstrate that your Year 11 and/or Year 12 studies have been negatively affected for a period of at least six months, as a result of circumstances beyond your control or choosing.

You must also be:

- a UAC applicant for undergraduate admission
- an Australian citizen, a New Zealand citizen or a permanent resident of Australia (including a holder of a permanent humanitarian visa).

International students are not eligible to apply for EAS through UAC.

WHAT DISADVANTAGES CAN I CLAIM?

There are 25 specific disadvantages that institutions will consider under EAS. The disadvantages are grouped into eight broad categories:

- disrupted schooling
- financial hardship
- severe family disruption
- excessive family responsibilities
- English language difficulties
- personal illness/disability
- refugee status
- school environment.

The eligibility criteria for each disadvantage are listed on pages 14–33 of this booklet. Claims for disadvantages not listed in this booklet cannot be considered by UAC.

You should apply for all the disadvantages for which you meet the eligibility criteria and can provide the required documentation.

UAC can offer general advice regarding EAS disadvantages, but can't provide verbal or written advice as to which disadvantage codes to apply for, or your eligibility for individual disadvantages, as this can only be determined by the supporting documents and other independent evidence provided with your application.

ANYTHING ELSE?

Year 12 students

For 2018 Year 12 students, disadvantages that occur after October 2018 are not eligible for EAS assessment, as they can no longer have an impact on your educational performance and the qualifications that will be used when you're applying for admission.

Elite athletes and performers

Elite athletes and performers can apply for EAS, but cannot apply for disadvantages that have arisen as a result of their sporting and/or performance commitments (eg being absent from school to train or compete).

Some institutions apply an elite athlete and performer adjustment when making offers of admission. Refer to institution information on the UAC website or contact the relevant institution for more information.

HOW MUCH DOES IT COST?

There are no fees to apply for EAS, but you will be required to pay a processing fee when you apply for undergraduate admission through UAC. By submitting just one EAS application through UAC, you'll be assessed for all participating institutions.

You must be a UAC applicant for undergraduate admission to submit an EAS application, therefore you should apply for undergraduate admission before midnight (Sydney time) on Friday 28 September, as undergraduate application fees increase after that date.

WHEN CAN I APPLY?

Applications for EAS open Wednesday 1 August 2018.

You're encouraged to apply by the early bird closing date of Friday 28 September 2018, but if you miss this date the following EAS application and documentation deadlines apply:

- Friday 23 November 2018: to guarantee receipt of your eligibility letter by Thursday 13 December 2018 and ensure you have adequate time to research course options and change preferences for December Round 2.
- Friday 30 November 2018: to be included in December Round 2.
- Tuesday 1 January 2019: to be included in January Round 1.

HOW AM I ASSESSED?

Your application is assessed based on the documentation you provide, including the educational impact statement and medical impact statement, where required (refer to page 6). Unsupported applicant statements are not assessable.

DO I FIND OUT IF I'M ELIGIBLE?

If you apply on or before 23 November, UAC will assess your application and send you an eligibility letter by 13 December at the latest. The letter will list your eligibility for all institutions, regardless of your course preferences (as you may decide to change them later).

UAC applies a standard assessment procedure to all applicants. However, some institutions have EAS policies which may prevent you from being eligible for an EAS equity adjustment at those particular institutions; so you may be eligible for an equity adjustment at one or more institutions but not at others.

These institution policies cover:

- previous tertiary study
- course exclusions
- minimum ATAR requirements
- school exclusions
- minimum EAS thresholds.

For more information, read the EAS eligibility letter fact sheet available on the UAC website at uac.edu.au/media-centre/publications.

Neither your EAS eligibility letter nor UAC will specify the equity adjustment factor that will be applied. Some institutions provide details of their EAS equity adjustments on their websites.

HOW IS EAS FACTORED INTO MY OFFER?

Your EAS equity adjustment will automatically be taken into account by all the institutions you have in your list of preferences on the closing date for change of preferences for each offer round.

You may be eligible for an EAS equity adjustment at one or more institutions and not be offered a place. This is because you still have to compete for an offer to your preferred course/s with other applicants.

AUSTRALIAN ABORIGINAL AND TORRES STRAIT ISLANDER APPLICANTS

Most institutions have specific admissions pathways for Australian Aboriginal and Torres Strait Islander applicants, which take into account long-term disadvantage applicants may have experienced.

Check the institution information on UAC's website to find out whether you need to apply directly to the institution.

If you're an Australian Aboriginal or Torres Strait Islander applicant, but you're not applying for admission on the basis of your Indigenous background, you must apply for undergraduate admission through UAC and submit an EAS application.

For further information, contact institutions directly.

CAN I ADD DISADVANTAGES LATER?

If you've submitted your EAS application but want to add more disadvantages, simply log in to your application, add the new disadvantages and upload documentation to support your claim. You will need to provide a completed document cover sheet and supporting documentation for the new claims.

The closing dates and guidelines that applied to your original application also apply to additional claims and documentation.

Adding disadvantages to an existing EAS application may result in an offer of admission in an upcoming offer round, but will not result in reconsideration of offers of admission made by institutions in previous offer rounds.

Confidentiality: Who sees my application?

All information provided by applicants is treated as confidential according to UAC's Privacy Policy and institution privacy statements. Only authorised personnel at UAC and institutions will have access to your application.

Your personal information can only be released to a third party in special circumstances, such as where the law requires it, or where you give permission. Read the 'UAC Privacy Policy' at uac.edu.au/privacy.



HOW DO I APPLY?

FIRST THINGS FIRST: APPLY FOR UNI

The first thing you need to do is to apply for undergraduate admission through UAC. Once you have submitted your undergraduate application, you can immediately access the EAS application via the 'Apply for EAS' button, or at any time by logging in to your undergraduate application. You can't apply for EAS until you have applied for undergraduate admission.

Remember, there are no fees to apply for EAS, but you will be required to pay a processing fee when you apply for undergraduate admission through UAC.

COMPLETE THE EAS APPLICATION

This booklet and the UAC website detail the disadvantages you can claim and the corresponding supporting evidence you need to provide. In your EAS application, select the disadvantages you believe you are eligible for and download your document cover sheet/s, parts of which need to be filled out by other people (eg your school will need to complete the educational impact statement).

Step 1 Open the EAS application

Access the EAS application by selecting the 'Apply for EAS' button at the bottom of the undergraduate application confirmation page, or by logging in to your undergraduate application and selecting 'EAS'. Applicants who are unable or disinclined to complete the application online can download a hardcopy application form by visiting uac.edu.au/eas.

Step 2 Claim disadvantages

Open the first category of disadvantage and respond to each question. Select 'Save' to close the window. (Your individual responses will not be saved.) If you are eligible to claim a disadvantage, it will be added to the 'Claimed disadvantages' section. Repeat for each category of disadvantage until you have selected all the disadvantages you wish to apply for.

Step 3 Download your document cover sheet

Download your document cover sheet for each of your claimed disadvantages.

The document cover sheet details the eligibility criteria for the disadvantage and the supporting documentation you need to provide. It may also contain one or more of the following forms:

- applicant statement
- educational impact statement
- medical impact statement
- parent/guardian declaration and authority
- declaration: provision of third party health information.

Applicant statement

You must complete the applicant statement in your own words, and provide the factual details requested, being as precise and specific as possible.

If you need more room to write your answers, use a new sheet of paper and upload it with the cover sheet.

Educational impact statement

Some disadvantages require you to submit an educational impact statement. If you do not provide this statement, your claim may not be assessed.

You should provide the person completing the educational impact statement with a copy of your applicant statement, as they are required to comment on the circumstances and accuracy of your statement. If it is clear that the person completing the educational impact statement has not seen your applicant statement, your claim may not be assessed.

The educational impact statement must:

- be completed by someone who can comment on the impact of your disadvantage on your education
- not be altered, or added to, by you in any way.

If you're a 2018 Year 12 student:

The educational impact statement must:

- be completed by your school/ college principal, counsellor, year adviser or careers adviser
- explain if or how the educational disadvantage you've experienced has affected your educational performance.

If you're unable to have your school complete the statement, it must be completed by a responsible person (see 'Common terms and abbreviations' on page 9). That person must:

- not be related to you
- confirm their relationship to you
- explain if or how the educational disadvantage you've experienced has affected your educational performance.

You must also attach an explanation as to why your school can't complete the educational impact statement.

If you're not a 2018 Year 12 student:

The educational impact statement must be completed and signed by a responsible person (see 'Common terms and abbreviations' on page 9).

That person must:

- not be related to you
- verify what you've written in your applicant statement
- confirm their relationship to you
- explain if or how the educational disadvantage you've experienced has affected your educational performance.

Medical impact statement

If you're claiming 'Personal illness/disability' (disadvantage code P01A) a medical impact statement must be supplied. If this statement isn't provided your claim may not be assessed.

The medical impact statement must:

- be completed by a registered health professional (see 'Common terms and abbreviations' on page 9) who is treating your medical condition/disability
- not be completed by the same person who completed the educational impact statement
- not be altered, or added to, by you in any way.

Parent/guardian declaration and authority

If you're claiming 'Financial disadvantage – Family Tax Benefit A' (disadvantage code F01D), you must either:

- have your parent/guardian write their full name, date of birth and Centrelink Customer Reference Number (CRN), then read and sign the third party Centrelink declaration and authority, or
- upload one of the documents listed under 'Supporting documentation required'.

Declaration: provision of third party health information

If you're providing health information about someone other than yourself, such as a parent or family member, where possible, you should obtain that person's consent by asking that person to complete, sign and date the provision of third party health information declaration. The declaration is automatically included in the document cover sheet for claims of 'Severe or life-threatening illness of a family member or close friend' (disadvantage code H01B); otherwise download the declaration from the online application under 'Categories of Disadvantage'.

UAC will not follow up or contact any EAS applicant regarding missing or insufficient documentation.

Step 4 Upload cover sheets and supporting documents

Select the upload button to upload your document cover sheet and any other supporting documentation to your application. It is in your best interest to collect all documentation prior to submitting your application so that it can be uploaded at the same time. If you're unable to upload your supporting documents, they can be submitted to UAC by post or in person once you've submitted your application. Your application cannot be assessed until supporting documentation is provided to UAC.

Step 5 Accept the Declaration and Authority

Read the Declaration and Authority, accept it and then submit your application. The Declaration and Authority is reproduced on page 8.

AFTER YOU APPLY

UAC will confirm your EAS application has been submitted by sending you an email.

Once you have submitted your EAS application, you will not be able to delete selected disadvantages or uploaded documents, but you will be able to add new disadvantages and documents.

You must submit your application by the relevant closing date to guarantee it will be assessed for that offer round. See 'Key dates' at the front of this booklet for EAS application and supporting documentation closing dates.



DECLARATION AND AUTHORITY

You must read and accept all conditions in the following Declaration and Authority before submitting your Educational Access Schemes 2018-19 application.

Your application can't be considered unless you or your authorised agent accept all conditions.

- 1 I declare that all the information submitted is true and complete.
- 2 I declare that I have read and understand the UAC Privacy Policy.
- 3 I authorise UAC to verify any information provided by me.
- 4 I authorise:
 - UAC to use Centrelink Confirmation eServices to perform a Centrelink enquiry of my Centrelink Customer details and concession card status in order to enable the business to determine if I qualify for a concession, rebate or service.
 - the Australian Government Department of Human Services (the department) to provide the results of that enquiry to UAC.
- I understand:
 - The department will disclose personal information to UAC, including my name, address, concession card status, payment type, payment status, one-off payment, income, assets, deductions, shared care arrangements, partner status, Youth Allowance Independence rate, to confirm my eligibility for Educational Access Schemes.
 - This consent, once signed, remains valid while I am an applicant of UAC unless I withdraw it by contacting UAC or the department.
 - I can get proof of my circumstances/details from the department and provide it to UAC so that my eligibility for Educational Access Schemes can be determined.
 - If I withdraw my consent or do not alternatively provide proof of my circumstances/details, I may not be eligible for Educational Access Schemes provided through UAC.
- 5 I understand that UAC and the participating institutions may check my visa and residency status using Visa Entitlement Verification Online (VEVO), and I authorise UAC and the participating institutions to do so.
- 6 I authorise UAC to provide all information and documents provided with and/or obtained in relation to this application to all institutions participating in Educational Access Schemes through UAC or their affiliates for any purpose connected with my possible selection, admission and/or enrolment in any course at any of those institutions or their affiliates.
- 7 I authorise UAC to collect, receive, store, transfer and use any information provided by me, or any information obtained in connection with this application, and to disclose such information to all participating institutions, Universities Australia (UA), UA member institutions, the members of the Australasian Conference of Tertiary Admissions Centres (ACTAC), the Tertiary Education Quality and Standards Authority (TEQSA), the Australian Skills Quality Authority (ASQA), state and territory governments and any other authority or tertiary educational institution, either in Australia or overseas, where UAC reasonably considers it is necessary to make such disclosure.
- 8 I understand that UAC and the participating institutions have the right to vary or cancel an Educational Access Schemes application and/or application for admission or an enrolment made on the basis of what UAC or a participating institution determines to be untrue or incomplete information from any source.
- 9 I understand that institutions make offers of admission based on the consideration of Educational Access Schemes applications, which includes information provided by me and on advice received from UAC. If a participating institution subsequently finds that the information or advice was incorrect, it may withdraw the offer of admission.
- 10 I understand that if I submit a paper EAS application form, UAC will enter the details provided on that form into my UAC application for admission and UAC will accept all terms relating to that application on my behalf. I also understand that it is my responsibility to check that the details have been entered correctly and to notify UAC of any errors or omissions.
- 11 I understand that information and documents provided with and/or obtained in connection with this application may be used by UAC for training, research or other purposes and that I must notify UAC in writing within 7 days of applying if I do not wish this information to be used.



COMMON TERMS AND ABBREVIATIONS

2018 YEAR 12 APPLICANT

An applicant who is undertaking, or has completed, an Australian Year 12 in 2018.

The lowest selection ranks can only be determined when offers are made each year.

ADJUSTMENT FACTORS

Factors that institutions consider in order to increase your selection rank for a particular course (eg eligibility for Educational Access Schemes). They do not change your ATAR. These adjustments used to be referred to as 'bonus points'.

EDUCATIONAL DISADVANTAGE

Circumstances beyond your control or choosing that have seriously affected your educational performance. There are a number of types of disadvantage listed on pages 14-33.

ADMISSIONS PERIOD

The period when applications are open for tertiary study. Applications open in August.

EDUCATIONAL IMPACT STATEMENT

A statement completed by a responsible person who can comment on the impact your disadvantage has had on your studies.

AUSTRALIAN TERTIARY ADMISSION RANK (ATAR)

A measure of academic achievement in the HSC that helps institutions with ranking applicants for selection to tertiary courses. The ATAR is a rank, not a mark.

INDIGENOUS

A person who identifies as a member of the Aboriginal race of Australia or a descendant of the Indigenous inhabitants of the Torres Strait Islands.

LOWEST SELECTION RANK

The minimum selection rank required for selection into a course. (It used to be called the course 'cut-off'). Your selection rank is your ATAR or your ATAR plus any adjustment factors you are awarded. Any lowest selection ranks published by UAC are those from semester 1, 2018. They are intended to be used as a guide only and are supplied to help you assess your chances of getting into a particular course and decide on your preferences.

LONG-TERM

Normally a period of at least six months, during Year 11 and/or Year 12 or equivalent.

MEDICAL IMPACT STATEMENT

A statement that is completed by the registered health professional who is treating your medical condition/disability and provides information on your condition and its effect on your ability to study.

NON-STANDARD YEAR 12 APPLICANT

An applicant who is completing a Year 12 program through Australian Christian Education, Rudolph Steiner Education, home schooling or the Queensland Senior External Examination.

NSW EDUCATION STANDARDS AUTHORITY (NESA)

The body that sets the core curriculum for Kindergarten to Year 12 for government and non-government schools; sets guidelines for school assessment tasks; sets, organises and marks the HSC exams; and sustains and improves the standards of achievement in NSW schools.

RECORD OF ATTENDANCE

A document issued on the school letterhead and signed by the principal or another senior person at your school confirming the period you attended the school. It is not a record of absences.

REGISTERED HEALTH PROFESSIONAL

A medical practitioner, psychologist or specialist who is familiar with your circumstances and who can provide information about the medical condition/disability and its effect on your ability to study. The person must not be a family member or friend.

RESPONSIBLE PERSON

A doctor, lawyer, accountant, social worker, counsellor, religious or community leader who is familiar with your circumstances and who can provide information regarding your disadvantage and its effect on your ability to study. The person must not be a family member or friend.

**PARTICIPATING INSTITUTIONS****Australian Catholic University**

tel: 1300 ASK ACU (1300 275 228)
email: askacu@acu.edu.au
website: acu.edu.au

Australian College of Applied Psychology

tel: 1800 061 199 (freecall)
email: info.acap@navitas.com
website: acap.edu.au

Australian Maritime College

tel: 1300 361 928
email: amc.courseinfo@utas.edu.au
website: amc.edu.au

Australian National University

tel: (02) 6125 5594
email: domestic.admissions@anu.edu.au
website: anu.edu.au

Charles Sturt University

tel: 1300 135 435
email: admissions@csu.edu.au
website: futurestudents.csu.edu.au/study-options/pathways/access

CQUniversity

tel: 13 CQUni (13 27 86)
email: via contactus.cqu.edu.au
website: cqu.edu.au

Griffith University

tel: 1800 677 728 (freecall)
email: domesticenquiries@griffith.edu.au
website: griffith.edu.au/apply

International College of Management, Sydney

tel: 1800 110 490 (freecall)
email: start@icms.edu.au
website: icms.edu.au

La Trobe University

tel: (02) 6024 9790
email: a.kerin@latrobe.edu.au
website: latrobe.edu.au/study/undergrad/how-to-apply

Macleay College

tel: 1300 939 888
email: study@macleay.edu.au
website: macleay.edu.au

Macquarie University

tel: (02) 9850 6767
email: futurestudents@mq.edu.au
website: mq.edu.au/educational-access-scheme

Southern Cross University

tel: 1800 626 481 (freecall)
email: geoff.kershaw@scu.edu.au
website: scu.edu.au/howtoapply

Top Education Institute

tel: (02) 9209 4888
email: admission@top.edu.au
website: top.edu.au

Torrens University Australia

tel: 1300 575 803
email: via torrens.edu.au/contact-us
website: torrens.edu.au

University of Canberra

tel: 1300 301 727
email: admissions@canberra.edu.au
website: canberra.edu.au

University of New England

tel: (02) 6773 4444
email: via.une.edu.au/askune
website: une.edu.au/study/applying-to-une/eas

University of Newcastle

tel: 1300 ASK UON (1300 275 866)
email: admissions@newcastle.edu.au
website: newcastle.edu.au/undergraduate

University of Sydney

tel: 1800 SYD UNI (1800 793 864)
(freecall)
email: admissions.office@sydney.edu.au
website: sydney.edu.au/study/admissions/admission-pathways.html

University of Technology Sydney

tel: (02) 9514 1084
email: equity@uts.edu.au
website: 10points.uts.edu.au

University of Wollongong

tel: (02) 4221 3924 Chris Hadley,
Admissions Manager
email: chadley@uow.edu.au
website: uow.edu.au/future/school/apply

UNSW Sydney

tel: (02) 9385 1844 or 1300 UNI NSW
(1300 864 679)
email: via.enquiry.unsw.edu.au
website: unsw.edu.au/access

Western Sydney University

tel: 1300 897 669
email: study@westernsydney.edu.au
website: westernsydney.edu.au/future.html



CATEGORIES OF DISADVANTAGE

DISRUPTED SCHOOLING - D01A, D01B, D01C, D01D, S01D

| Disadvantage code: D01A |
|--|
| Eligibility criteria: |
| You attended three or more different secondary schools in Australia during Years 10, 11 and 12 or equivalent. <i>Note: Eligibility does not include moving from junior high school to senior high school, attendance at an intensive language centre/s, or schools attended as part of an exchange program.</i> |
| Applicant statement requirements: |
| <ul style="list-style-type: none"> – Details of the secondary schools you attended during Years 10, 11 and 12 or equivalent and the period you attended each school. – Reason/s why you changed schools. |
| Educational impact statement required? |
| No. |
| Supporting documentation required: |
| A record of attendance (see page 10) from each secondary school you attended during Years 10, 11 and 12 or equivalent. |

| Disadvantage code: D01B |
|---|
| Eligibility criteria: |
| You have English as your first language and started school in Australia during Year 11 and/or Year 12 or equivalent. |
| Applicant statement requirements: |
| <ul style="list-style-type: none"> – Details of the date you arrived in Australia. – Details of the school/s you attended and the period/s attended. – The country in which you undertook your secondary education before coming to Australia. |
| Educational impact statement required? |
| No. |
| Supporting documentation required: |
| <ul style="list-style-type: none"> – A copy of your passport indicating date of entry to Australia or an international movement record from the Department of Home Affairs. – A record of attendance (see page 10) from each secondary school you attended during Year 11 and/or Year 12 or equivalent. |

Disadvantage code: D01C

Eligibility criteria:

You moved interstate during Year 11 and/or Year 12 or equivalent.

Applicant statement requirements:

- Details of the secondary schools you attended since the beginning of Year 10 (school, state/territory and period attended).
- Reason/s why you moved interstate.

Educational impact statement required?

No.

Supporting documentation required:

A record of attendance (see page 10) from each school you attended during Years 10, 11 and 12 or equivalent.

Disadvantage code: D01D

Eligibility criteria:

You have missed long periods of schooling in Year 11 and/or Year 12 or equivalent for a non-medical reason.

Note: This does not include student exchange programs.

If you have been absent from school for medical reasons, refer to disadvantage code P01A.

Applicant statement requirements:

- Details of why you missed long periods of school.
- The periods you missed school, including the school year.

Educational impact statement required?

No.

Supporting documentation required:

A letter from your school confirming any period/s you have missed school. The document must be on the school letterhead and must be signed by the principal or another senior person at the school.

| Disadvantage code: S01D |
|---|
| Eligibility criteria: |
| You are studying any of your Year 12 courses through a secondary distance education centre or an Access Program as a result of circumstances beyond your control or choosing; for example, the Year 12 course you have chosen is not provided by the secondary school you are attending. <i>Note: Applicants are not eligible for S01D if they undertake study at a Community College, Saturday school, TAFE or other equivalent provider, even if the course is not offered by their school.</i> |
| Applicant statement requirements: |
| <ul style="list-style-type: none"> – Details of your HSC program and how you're studying (eg at school, by distance education or through an Access Program). – The reason/s for your enrolment in HSC courses by distance education or through an Access Program. |
| Educational impact statement required? |
| Yes. |
| Supporting documentation required: |
| Your Confirmation of Entry from NESA for the 2018 HSC OR A letter from the distance education centre or Access Program confirming your enrolment and the courses you are undertaking. The educational impact statement must confirm you are studying courses through a secondary distance education centre or an Access Program as a result of circumstances beyond your control or choosing. If you don't provide an educational impact statement confirming this, you will be assessed as ineligible for this disadvantage code. |



FINANCIAL HARDSHIP – F01A, F01B, F01C, F01D

You can only claim one disadvantage under the financial hardship category.

| Disadvantage codes: F01A and F01B |
|---|
| Eligibility criteria: |
| You received: <ul style="list-style-type: none"> – Youth Allowance, Austudy or ABSTUDY during Year 11 and/or 12 or equivalent (F01A) OR <ul style="list-style-type: none"> – another Centrelink income and asset-tested entitlement such as the Disability Support Pension (F01B) for a period of at least three months during Year 11 and/or Year 12 or equivalent. <i>Note: This does not include Family Tax Benefit payments – refer to disadvantage F01D.</i> |
| Applicant statement requirements: |
| <ul style="list-style-type: none"> – The type of entitlement you're receiving (eg Youth Allowance, Austudy, ABSTUDY, Disability Support Pension) – The period for which you've received the entitlement. |
| Educational impact statement required? |
| No. |
| Supporting documentation required: |
| If you're currently receiving a Centrelink payment, enter your Centrelink Customer Reference Number (CRN) in the EAS application form. UAC will verify your payments directly with Centrelink. If you're not currently receiving a Centrelink payment, but did so during Years 11 and/or 12 or equivalent, provide a copy of your most recent Centrelink income statement. The documentation must be in your name. |
| Your CRN is on all Centrelink income statements and Health Care Cards. Your CRN isn't the same as your Centrelink Customer Access Number (CAN). Contact Centrelink to obtain your CRN if you're unsure. This number must be allocated to you and not to your partner, parent or guardian. If the CRN provided has not been allocated specifically to you, Centrelink will not release the required information to UAC and your claim will be assessed as ineligible. |

| Disadvantage code: F01C |
|---|
| Eligibility criteria: |
| You experienced exceptional financial hardship for a period of at least six months during Year 11 and/or Year 12 or equivalent. <i>Note: F01C is for a small number of applicants who experience exceptional financial hardship but who are not in receipt of Centrelink benefits. This generally doesn't include applicants whose family income is above the threshold for eligibility for a Centrelink (or other income and asset-tested) entitlement.</i> |
| Applicant statement requirements: |
| <ul style="list-style-type: none"> – Why you're not currently eligible for a Centrelink income- and asset-tested entitlement. – A description of the exceptional financial hardship you've experienced. – The period of the exceptional financial hardship. |
| Educational impact statement required? |
| Yes. |
| Supporting documentation required: |
| <p>Documents to show your complete financial picture. These may include:</p> <ul style="list-style-type: none"> – an ATO Notice of Financial Assessment for the last financial year and copies of pay slips for the last two months – a copy of a Health Care Card – a copy of a statement with details of any Centrelink income and asset-tested entitlement you're receiving (this may include Family Tax Benefit A) – any other documents to demonstrate your exceptional financial hardship. <p>If you're living with your parent/s (or with a partner) and you're being financially supported, you must also provide evidence of your parent/s or partner's income (eg an ATO Notice of Financial Assessment for the last financial year).</p> <p>If you're being financially supported by your parent/s (whether you're living with them or not), they must also prepare a statement which states that they're supporting you. In the statement they must also provide details of any other dependent children, including their ages and whether or not they are tertiary students living at or away from home.</p> |

| Disadvantage code: F01D |
|---|
| Eligibility criteria: |
| Your parent/s or guardian/s received Family Tax Benefit Part A during your Year 11 and/or Year 12 or equivalent. |
| Applicant statement requirements: |
| The period for which your parent/s or guardian/s have received the payment. |
| Educational impact statement required? |
| No. |
| Supporting documentation required: |
| <p>Download the F01D document cover sheet and have your parent/guardian complete and sign the parent/guardian declaration and authority</p> <p>OR</p> <p>Provide a copy of a Centrelink income statement issued to your parent/s or guardian/s demonstrating their receipt of Family Tax Benefit Part A. The letter must be dated within the period of your Year 11 and/or Year 12 or equivalent</p> <p>OR</p> <p>Provide a copy of a Centrelink Family Assistance letter that has been issued to your parent/s or guardian/s demonstrating their receipt of Family Tax Benefit Part A. The letter must be dated within the period of your Year 11 and/or Year 12 or equivalent.</p> <p><i>Note: Your parent/s or guardian/s can view and download their Centrelink income statement/s by logging into their Centrelink online account, or myGov if they have set up an account.</i></p> <p>Your parent/s or guardian/s must call or visit a Centrelink office to obtain a Centrelink Family Assistance letter. Allow at least a week for Centrelink to process your request. Alternatively, you can include a Centrelink letter obtained online.</p> |



SEVERE FAMILY DISRUPTION - H01A, H01B, H01C, H01D, H04A

| |
|--|
| Disadvantage code: H01A |
| Eligibility criteria: |
| Your home environment was severely disrupted for a period of at least six months due to the death of an immediate family member or close friend during Year 11 and/or 12 or equivalent. <i>Note: If the deceased suffered a long-term illness/disability, you may also claim under disadvantage H01B if eligible.</i> |
| Applicant statement requirements: |
| <ul style="list-style-type: none"> – The date of death. – The nature of your relationship with the deceased. – The effect on your home environment and you personally. – The effect on your educational performance. |
| Educational impact statement required? |
| Yes. |
| Supporting documentation required: |
| A copy of the death certificate or funeral notice. |

| |
|--|
| Disadvantage code: H01B |
| Eligibility criteria: |
| Your home environment was severely disrupted for a period of at least six months due to the severe or life-threatening illness/disability of an immediate family member or close friend during Year 11 and/or 12 or equivalent. |
| Applicant statement requirements: |
| <ul style="list-style-type: none"> – The nature of your relationship to the person with the illness/disability. – The duration of the illness/disability and the school years involved. – The effect on your home environment and you personally. |
| Educational impact statement required? |
| Yes. |
| Supporting documentation required: |
| A medical certificate/report giving full details of the length of illness and its severity. Include information about treatment, medication, hospitalisation. |

Disadvantage code: H01C

Eligibility criteria:

Your home environment was severely disrupted for a period of at least six months due to the relationship breakdown and separation of your parents during Year 11 and/or 12 or equivalent

OR

You (the applicant) experienced separation.

Note: Applicants who provide evidence of the legal finalisation of a divorce during Years 11 and/or 12 or equivalent will be assessed as ineligible where there is no evidence of disruption to the home environment.

Applicant statement requirements:

- Details of the period of family upheaval, including its duration and the school years involved.
- The date of separation.
- The effect on your home environment and you personally.

Educational impact statement required?

Yes.

Supporting documentation required:

- A copy of divorce papers or other appropriate supporting documents.
- A copy of documents relating to any associated legal proceedings (eg Apprehended Violence Order, Police Record of Interview).

Note: If your parents have separated but not divorced, and therefore there are no documents showing legal proceedings or divorce papers, you will need to supply independent documentation from a responsible person to confirm that the separation has occurred. This could be a letter from the family solicitor, accountant, relationship counsellor or a school counsellor you have spoken to. If you cannot provide supporting documentation, this disadvantage cannot be assessed.



| Disadvantage code: H01D | |
|---|--|
| Eligibility criteria: | |
| | Your home environment was severely disrupted for a period of at least six months due to criminal/legal matters during Year 11 and/or 12 or equivalent. Criminal/legal matters may include coronial inquiries, medical tribunals or police investigations. <i>Note: You cannot claim disadvantage for offences for which you've been convicted, or for investigations or legal proceedings against you which have not yet been resolved. You cannot claim for minor issues such as traffic/parking infringements.</i> |
| Applicant statement requirements: | |
| | <ul style="list-style-type: none"> – Details of the type of criminal/legal matters, the duration of the matters and who the matters involved. – The effect on your home environment and you personally. |
| Educational impact statement required? | |
| | Yes. |
| Supporting documentation required: | |
| | A copy of documents relating to the criminal/legal matters (eg police fact sheets, bail undertakings, coronial inquiries, medical tribunals, police investigations). |

| Disadvantage code: H04A | |
|---|---|
| Eligibility criteria: | |
| | You, or your parents, or any of your siblings have experienced severe abuse for a period of at least six months during Year 11 and/or 12 or equivalent. This could include extreme physical or verbal torment at school or in the home environment. <i>Note: You cannot claim for isolated or trivial instances that may have caused you offence.</i> |
| Applicant statement requirements: | |
| | <ul style="list-style-type: none"> – Details of the abusive situation including duration of the abuse and the school years involved. – Details of any absences from school because of the abusive situation. – The effect on your home environment and you personally. |
| Educational impact statement required? | |
| | Yes. |
| Supporting documentation required: | |
| | Medical certificates/reports giving details of the abuse, its duration and severity, including: <ul style="list-style-type: none"> – medical certificates/reports about any treatment, medication and/or hospitalisation – a letter from your school providing details of any absences from school and/or disruption to your learning. The document must be on the school letterhead and must be signed by the principal or another senior person at the school – a copy of any legal proceedings (eg Apprehended Violence Order, Police Record of Interview), if appropriate. |



EXCESSIVE FAMILY RESPONSIBILITIES - H03A, H03B, H03C

| |
|--|
| Disadvantage code: H03A |
| Eligibility criteria: |
| You've had excessive responsibility for care of children and/or other family members for a period of at least six months during Year 11 and/or 12 or equivalent. |
| Applicant statement requirements: |
| <ul style="list-style-type: none"> – Details of who you care for and why you're required to provide care. – The number of hours these responsibilities take each week. – The period you've had these responsibilities and the school years involved. – Details of support you've received from friends, family, neighbours or an agency. – Details of the number and ages of residents in the household. – Details of the illness or infirmity of any household members. – The effect on your home environment and you personally. |
| Educational impact statement required? |
| Yes. |
| Supporting documentation required: |
| <ul style="list-style-type: none"> – Medical certificates/reports confirming the medical condition/disability of any family members, where relevant. – Documentation confirming the number and ages of siblings resident in the household (eg birth certificates). – The employment status of your parents. – If you are in receipt of Centrelink carer allowance include a recent Centrelink income statement (issued in Year 11 and/or 12) to support your application. You may still be eligible if you don't receive a Centrelink carer allowance. – Additional statements from a responsible person/people (eg doctor, lawyer, social worker, religious or community leader). The responsible person must be aware of your need to undertake excessive caring responsibilities and be able to explain how this has impacted on your educational performance. |

Disadvantage code: H03B

Eligibility criteria:

You've had excessive work requirements for a period of at least six months during Year 11 and/or 12 or equivalent for at least one of the following reasons:

- supporting yourself, while living independently
- supporting your family
- responsibility to work in the family business.

Applicant statement requirements:

- The reason/s you have to work.
- The number of hours you work each week.
- The type of work you do.
- The period you've had these responsibilities and the school years involved.
- The effect on your home environment and you personally.

Educational impact statement required?

Yes.

Supporting documentation required:

- A statement of service from your employer/s on the company letterhead.
- If you work in a family business you'll need to provide independent verification of your work requirements (eg business accountant).
- Additional statements from a responsible person/people (eg doctor, lawyer, social worker, religious or community leader). The responsible person/people must be aware of your need to work and be able to explain how this has impacted on your educational performance.

The statement/s of service must include:

- your job title
- period of employment including start date (and end date if no longer employed)
- average number of hours worked per week.



Disadvantage code: H03C

Eligibility criteria:

You've had excessive responsibility for the care of yourself, while living independently, with no family or partner support, for a period of at least six months during Year 11 and/or Year 12 or equivalent.

Applicant statement requirements:

- Details of why you're required to care for yourself.
- The period you've had this responsibility and the school years involved.
- Details of any support you receive from friends, family, neighbours or an agency.
- Details of your accommodation.
- Details of your income and any other means of support.
- If relevant, details of your employment status.
- The effect on your home environment and you personally.

Educational impact statement required?

Yes.

Supporting documentation required:

- Documentation substantiating:
 - your independent residential status (eg lease documents, crisis accommodation)
 - your employment status if relevant
 - all sources of income and other means of support.
- Any Centrelink documents confirming 'Unreasonable to live at home' status.
- Additional statements from a responsible person/people (eg registered health professional, lawyer, accountant). The responsible person/people must be aware of your need to care for yourself and be able to explain how this has impacted on your educational performance.

ENGLISH LANGUAGE DIFFICULTY - L01A, L01B, L01C

Disadvantage code: L01A – For 2018 Australian Year 12 applicants only

Eligibility criteria:

All of the following:

- you are a 2018 Australian Year 12 applicant
- you experience difficulty with the English language
- you came directly to Australia from a non-English speaking country
- you began your education in an Australian school in Year 11 and/or Year 12 or equivalent.

Applicant statement requirements:

- The country and the language in which you undertook your secondary education before coming to Australia.
- Details of English as a Second Language (ESL) support that you receive (eg at school or outside of school, hours per week, the period you've been receiving this support).

Educational impact statement required?

Yes.

Supporting documentation required:

- Copies of your school reports for your secondary education studies undertaken before coming to Australia. These documents must be translated into English. For more information about document translation, read the EAS supporting documentation fact sheet available on the UAC website at uac.edu.au/eas.
- A copy of your initial immigration visa showing the date stamp for your first arrival in Australia, or other document from the Department of Home Affairs on official letterhead confirming the date of your first arrival.
- An Intensive English Centre (IEC) record of attendance (if you attended an IEC).
- A record of attendance (see page 10) from each school you've attended.



Disadvantage code: L01B – For 2018 Australian Year 12 applicants only

Eligibility criteria:

All of the following:

- you are a 2018 Australian Year 12 applicant
- you experience difficulty with the English language
- you came directly to Australia from a non-English speaking country
- you began your education in an Australian school during Years 7-10.

Applicant statement requirements:

The country and the language in which you undertook your education before coming to Australia.

Educational impact statement required?

Yes.

Supporting documentation required:

- A copy of your initial immigration visa showing the date stamp for your first arrival in Australia, or other document from the Department of Home Affairs on official letterhead confirming the date of your first arrival.
- Record of attendance from an Intensive English Centre (IEC), if you attended an IEC.
- Record of attendance (see page 10) from your current school.

Disadvantage code: L01C – For non-2018 Year 12 applicants only

Eligibility criteria:

All of the following:

- you are not a 2018 Year 12 applicant
- you experience difficulty with the English language
- you came directly to Australia from a non-English speaking country in 2014 or after
- before your arrival you didn't undertake any formal education at an institution where the language of instruction was English.

Applicant statement requirements:

- The date you immigrated to Australia.
- Details of your studies before and after you arrived in Australia (include years studied, name of studies, name of institution, country, language of instruction, studies completed or not, equivalent full-time years enrolled).

Educational impact statement required?

No.

Supporting documentation required:

- A copy of your initial immigration visa showing the date stamp for your first arrival in Australia, or other document from the Department of Home Affairs on official letterhead confirming the date of your first arrival.
- Copies of documentary evidence of studies undertaken in Australia.
- Copies of documentary evidence of studies undertaken before you arrived in Australia. These documents must be translated into English. For more information about document translation, read the EAS supporting documentation fact sheet available on the UAC website at uac.edu.au/eas.



PERSONAL ILLNESS/DISABILITY - P01A

If you're a 2018 Year 12 student who became ill just before/during your HSC exams you may be eligible to submit an illness/misadventure appeal with the **NSW Education Standards Authority (NESA)** by completing an appeal form available from the school principal and/or NESA. For further details, visit educationstandards.nsw.edu.au/wps/portal/nesa/11-12/hsc/rules-and-processes/illness-misadventure.

If you have a disability and are having problems with the UAC application process, call us on 1300 ASK UAC (1300 275 822) or (02) 9752 0200 from mobiles between 8.30am and 4.30pm (Sydney time) Monday to Friday, email us using the enquiry form at uac.edu.au/enquiry, or write to the Equity Unit, UAC, Locked Bag 112, Silverwater NSW 2128 Australia. We will help you with your application.

| |
|--|
| Disadvantage code: P01A |
| Eligibility criteria: |
| <p>For a period of at least six months during Year 11 and/or 12 or equivalent you experienced:</p> <ul style="list-style-type: none"> – a severe and long-term or a severe and recurrent medical/psychiatric condition or disability <p>OR</p> <ul style="list-style-type: none"> – a learning, sensory, physical, psychological or other disability/disorder. <p>Applicants who have not sought and utilised recommended options (made by a registered health professional) for their condition, disability, illness or disorder, may not be assessed as eligible for P01A.</p> <p>You're not eligible if you've suffered a series of minor illnesses, have an ongoing minor medical condition stabilised by medication or if you become ill or suffer a condition that affects your examination performance only. In addition, you are not eligible if you are only receiving ongoing rehabilitation or treatment, where the commitment is less than two hours per week.</p> |
| Applicant statement requirements: |
| <ul style="list-style-type: none"> – Details of your medical condition/disability in the period you've had your medical condition/disability and the school years involved. – Details of treatment you have received for your medical condition/disability. |
| Educational impact statement required? |
| Yes. |
| Supporting documentation required: |
| <ul style="list-style-type: none"> – Medical impact statement. – Medical certificates/reports relating to the medical condition you have claimed. – Letter from your school that provides details of any absences from school and/or disruption to your learning. The document must be on the school letterhead and must be signed by the principal or another senior person at the school. |
| Additional requirements for applicants with learning disabilities: |
| <p>Applicant statement requirements:</p> <p>If you have not applied for disability provisions by NESA, you must explain why.</p> <p>Supporting documentation required:</p> <p>If you have been granted disability provisions by NESA, a copy of the Authority's disability provisions decision advice along with copies of any documentation submitted to the Authority.</p> <p>OR</p> <p>If you have not been granted disability provisions by NESA, provide evidence of clinical assessments conducted by a qualified professional such as an educational or neuro-psychologist or learning disability specialist using recognised valid, reliable and standardised tests. These must have been undertaken within the last three years.</p> |

REFUGEE STATUS - R01A

| |
|---|
| Disadvantage code: R01A |
| Eligibility criteria: |
| You entered Australia as a refugee, or on a Global Special Humanitarian visa (subclass 202), or were granted a refugee, or a Global Special Humanitarian visa (subclass 202) after your arrival. |
| Applicant statement requirements: |
| Not required. |
| Educational impact statement required? |
| No. |
| Supporting documentation required: |
| <p>A copy of any one of the following:</p> <ul style="list-style-type: none"> – your Australian refugee or humanitarian visa – your Red Cross or United Nations High Commissioner for Refugees (UNHCR) registration – copy of your document for travel to Australia. |



SCHOOL ENVIRONMENT - S01C, S01E, S01R

The list of schools included in each sub-category is available from UAC's website at uac.edu.au/eas.

- If you are a 2018 Year 12 student who attended a school included in any of the categories listed below in 2018 and only intend to claim S01C, S01E or S01R, you don't have to submit an EAS application as UAC will automatically generate an 'electronic' application for you.
- If you intend to claim additional disadvantages, you must submit an EAS application, but you don't need to include details of your attendance in 2018 at a school included in any of the categories listed below, as UAC will automatically add these to your application.
- If you attended a school included in any of the categories listed below before 2018, but during Year 11 and/or 12 or equivalent, you must submit an EAS application and claim the relevant disadvantage code.

| Disadvantage code: S01C |
|--|
| Eligibility criteria: |
| You attended an Australian rural school (not in S01E) during Year 11 and/or 12 or equivalent. A rural school is defined as being located in a town with: <ul style="list-style-type: none"> – a population of less than 10,000 people and a distance of at least 100km from the nearest centre with a population of 10,000 OR <ul style="list-style-type: none"> – a population of less than 5,000 people and a distance between 50km and 99km from the nearest centre with a population of 10,000. |
| Applicant statement requirements: |
| <ul style="list-style-type: none"> – The name of your school. – The period you attended the school. |
| Educational impact statement required? |
| No. |
| Supporting documentation required: |
| A letter from your school, which must: <ul style="list-style-type: none"> – be on the school letterhead and signed by the principal or another senior person at the school – confirm the period you attended the school and the number of students in Year 12 – verify the population of the town in which your school is located and the distance to the nearest centre with a population of 10,000. |

Disadvantage code: S01E

Eligibility criteria:

You attended a school during Year 11 and/or 12 or equivalent that:

- has been identified by the NSW Department of Education as among the most socio-economically disadvantaged in the NSW Government sector, or
- has been identified by the NSW Department of Education as geographically isolated or participating in the Connected Communities program, or
- has been identified as comparable to schools in the above categories by the Catholic Education Commission of NSW.

Applicant statement requirements:

- The name of your school.
- The period you attended the school.

Educational impact statement required?

No.

Supporting documentation required:

Record of attendance (see page 10) from your school.

Disadvantage code: S01R

Eligibility criteria:

You attended an Australian rural or regional school during Year 11 and/or 12 or equivalent.

Note: Eligibility is based on the postcode of your school, not your residential address.

A school is classified as an Australian rural or regional school if the postcode for the physical location of the school is classified as other than Major City by the Australian Standard Geographical Classification (ASGC) system as provided by the Australian Bureau of Statistics. Visit doctorconnect.gov.au to check the postcode classification of your school.

Applicant statement requirements:

- The name of your school.
- The period you attended the school.

Educational impact statement required?

No.

Supporting documentation required:

A record of attendance (see page 10) from your school.

CONNECT WITH US...



uac.edu.au



uacinfo

EDUCATIONAL ACCESS SCHEMES 2018-19

Published July 2018
Printer: Blue Star Web, Silverwater NSW

© 2018 Universities Admissions Centre (NSW & ACT) Pty Ltd
ACN 070 055 935 ABN 19 070 055 935

UAC and individual contributing institutions are the owners of the copyright in this publication.

Apart from any fair dealing for the purpose of private study, criticism or review, or otherwise as permitted under the *Copyright Act 1968*, no part may be reproduced by any process without UAC's written permission. Enquiries should be addressed to the Managing Director, UAC.

UAC has no objection to secondary schools and tertiary institutions reproducing or using the publication provided it is for use only within their own institution and this copyright statement is included.

If the document isn't reproduced in full, sections shouldn't be copied out of context where information could be incomplete and/or misleading. Schools and tertiary institutions must ensure that this information is not transmitted to any other person or body without prior permission from UAC.

This publication is available on UAC's website.

ABOUT THIS PUBLICATION

Educational Access Schemes 2018-19 provides information for UAC applicants for undergraduate admission who've experienced long-term educational disadvantage as a result of circumstances beyond their control or choosing.

It offers guidance on the application process and full descriptions of the types of disadvantage you can claim for and the evidence you need to provide.

IMAGES

Kat Stanley Photography



This booklet is printed by Blue Star Web, 83 Derby Street, Silverwater, NSW 2128, under ISO 14001 Environmental Certification.

This paper is PEFC Certified. The PEFC provides an assurance mechanism to purchasers of wood and paper products that they are promoting the sustainable management of forests that meet the social, economic and ecological needs of present and future generations. This stock is made using 100% plantation softwood fibre. All fibre is sourced from well managed plantation forests and other controlled source and is elemental chlorine free.

UAC Disclaimer

While UAC and the institution authors of this publication have used their best endeavours to ensure that information and analyses of information contained in this publication are correct at the time of printing, any use or reliance whatsoever on the publication by any person is that person's responsibility and UAC and the institution authors of this publication disclaim any responsibility or liability in relation to that use or reliance.

UAC and the institution authors reserve the right to change their processes, scholarships, schemes, content or the method of presentation of any unit of study, or to withdraw any unit or course of study on offer or to impose limitations on enrolments in any unit or course of study.

Advertising disclaimer

UAC does not necessarily endorse any product or service that may be advertised in this publication.

Fees and charges

All UAC fees and charges are in Australian dollars and include 10 per cent GST. UAC fees and charges are not refundable under any circumstances, except as required by law.

Times

Times indicated in this publication are Sydney time.

UAC Privacy Policy

The Universities Admissions Centre (NSW & ACT) Pty Ltd (UAC) recognises the importance of protecting personal information and is bound by the NSW State Information Protection Principles¹, the Australian Privacy Principles² and the NSW Health Privacy Principles³.

UAC's Privacy Policy and applicant declarations are available online at uac.edu.au/privacy.

UAC collects personal information and, in some circumstances, information regarding your health, or information about someone other than yourself, for the purpose of processing your application for admission to tertiary institutions. UAC will only collect information for lawful purposes related to its function. You may seek access to personal information about you collected by UAC.

The type of personal information UAC holds includes your contact details (name, address, telephone number, email address), date of birth, gender, citizenship, educational achievements, professional qualifications, employment experience, examination results, information related to your health or the health of a family member and your Australian Tertiary Admission Rank (ATAR).

If you are providing personal information about someone other than yourself, you should tell them about UAC's Privacy Policy, which can be found on UAC's website at uac.edu.au/privacy.

If you are a NSW Higher School Certificate student, your Year 12 results will be held, along with Year 12 results from other states and territories in Australia, in an archive database at UAC. If you are eligible for an ATAR or a Limited ATAR, these will also be held in the database. Your results, including your ATAR if you are eligible, will be held in similar archives at tertiary admissions centres in other states in Australia. Results held in these archives will only be accessed by the relevant tertiary admission centre if you initiate an application for tertiary study through that centre, or if you submit an application for tertiary study directly with an institution participating in that centre.

Any questions regarding privacy at UAC should be forwarded in writing to: The Managing Director, UAC, Locked Bag 112, Silverwater NSW 2128.

- ¹ *In the Privacy and Personal Information Protection Act 1998 (NSW).*
- ² *In the Privacy Act 1988 (Cth).*
- ³ *In the Health Records and Information Privacy Act 2002 (NSW).*

ACCESS YOUR POTENTIAL.

UAC


Universities Admissions Centre
(NSW & ACT) Pty Ltd


ABN 19 070 055 935
ACN 070 055 935


Quad 2, 6 Parkview Drive,
Sydney Olympic Park NSW
Locked Bag 112, Silverwater NSW 2128


T 1300 ASK UAC (1300 275 822)
from mobiles: (02) 9752 0200
from overseas: +61 2 9752 0200


 uac.edu.au

 [uacinfo](#)

 [uacinfo](#)

 [uacinfo](#)

 [uacinfo](#)

 [uacinfo](#)