


Road Safety Around Schools



Speed zones, pedestrian crossings and parking restrictions around schools are there to improve the movement of traffic during peak times and maximise safety for children and all road users.

You can help by obeying road rules and allowing enough time to drop off and pick up your child.

Safety Tips

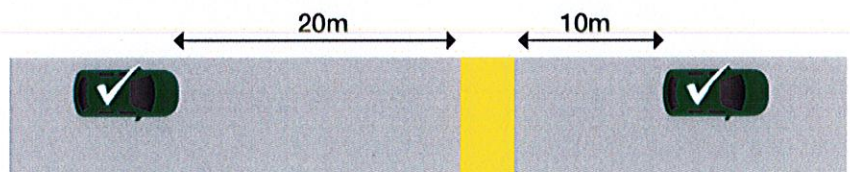
- 1 **Allow enough time** to take your child to the school gate safely. Consider parking a few streets away and walking your child the rest of the way to school.
- 2 **Observe all traffic and parking signs** and the directions of the School Crossing Supervisor.
- 3 **Plan with your child** when and where they can be picked up safely and always cross at a supervised crossing.
- 4 **Talk with your children** about what they can do and what you can do together to stay safe on the roads.
- 5 **Use the safest door.** Always get your children in and out of a car using the kerb-side door – this is safest option because you are away from the traffic.
- 6 **Know they are watching.** Children learn by watching. They adopt our habits, mimic our actions and even copy our language. Set a good example by modelling positive road safety behaviours.

Parking rules

Parking unsafely puts children at risk. Schools are regularly patrolled by City of Boroondara Local Laws Officers, who will issue infringements if required.


School Crossings

A vehicle must not stop 20 metres before or 10 metres after a school crossing, which is generally defined by 'No Stopping' signs. This ensures children can be clearly seen by approaching vehicles.



No Stopping

'No Stopping' zones are not to be used at any time for stopping, parking, dropping off or picking up passengers.



No Parking

You are only allowed to park your car in this zone for up to 2 minutes to deliver or pick up goods and/or passengers. The driver must remain near the vehicle at all times.



Bus Zones

Bus zones are for public or private bus use only. The driver of a private vehicle is not allowed to stop or park in a bus zone at any time.

Restricted Parking

Short term parking for school drop off and pick up times helps to improve the flow of traffic and allow everyone to drop off their children safely. You must obey all time limits.

Double Parking

Vehicles must not stop on a road adjacent to another vehicle even for a short time or to drop off or pick up passengers. Double parking forces other vehicles to divert, causing traffic congestion and line of sight concerns, which can cause accidents with pedestrians and other vehicles.

Why not try walking or cycling to school?

