

Learning From Home

Gujarati Community Language group

Gujarati community lessons are fun learning lessons for our Gujarati speaking students. The students develop different skills in their background or heritage language through various learning activities.


The students have been doing exceptionally well with their online learning.

A big thank you to all the students for learning so well and to parents for enthusiastically motivating and supporting our students.

Here are some glimpses of our Gujarati CL students from different year groups enjoying their home learning activities:

pravit


1 (૧)	૧૫૫ (પચાસ)
૨ (૨)	૨૦૦ (બેસ)
૩ (૩)	૨૫૦ (બેસ)
૪ (૪)	૩૦૦ (બેસ)
૫ (૫)	૩૫૦ (પચાસ)
૬ (૬)	૪૦૦ (બેસ)
૭ (૭)	૪૫૦ (પચાસ)
૮ (૮)	૫૦૦ (બેસ)
૯ (૯)	૫૫૦ (પચાસ)
૧૦ (૧૦)	૬૦૦ (બેસ)
૧૧ (૧૧)	૬૫૦ (પચાસ)
૧૨ (૧૨)	૭૦૦ (બેસ)
૧૩ (૧૩)	૭૫૦ (પચાસ)
૧૪ (૧૪)	૮૦૦ (બેસ)
૧૫ (૧૫)	૮૫૦ (પચાસ)



Count the apples in Gujarati as you put/drag them on the tree.

View Orig

anesha c



Seen by Shefali Choksi

♥ Rupali Dighe

💬 Rupali Dighe Beautiful 🙌🙌


anesha choksi Thank you 🥰

Hiran Vyas


HV Hello Mrs Dighe,
Thank you for such an interesting activity. Jayani enjoyed making rakhis.

Kind regards,
Hiran Vyas


veer r



THIS IS MY RAKHI THAT I MADE

 mishika r

In response to: Week6, Term 3



♥ Rupali Dighe
 • Rupali Dighe Fantastic explanation Mishika 🙌

 iva p

In response to: Week8, Year 2- Celebrations with Rangoli


11

Upload a picture of your rangoli art here 📷




The is the my rangoli art finished.



This is me still doing it.


 preet d


Mohit M



3/3

 nia s



before


Tāhī sau prathamā, manē tārānē pātsāē sukāē mātīyē pachī cha pāndsāē mātīyē anē pachī phūta aīryas. Pachī, mē: tē badhānē ēkasāthē aakī anē rākhājī banāvī!

after!


Pachī, mē: tē badhānē ēkasāthē aakī anē rākhājī banāvī!

Vaanshi



 Neh P

In response to: Week6, Term 3




 vidhi P

In response to: Year4 week4, Term3, 2021

3/3

Activity 2: Lets play dress up!

girl -  boy - 

Use the pen tool to draw an outfit on your favourite avatar. (Yes you can dress up both if you want!)

