



St Pius X College Cricket Club

MWJCA SEASON COMMENCES THIS SATURDAY - GO PIUS!

Cricket Training

Training has commenced. The following days are allocated for training:

Monday - 1st & 2nd XI

Tuesday - U15 & U17

Wednesday - 1st & 2nd XI

Thursday - U12 & U13 (during Junior School Sport), U13 & U14 after school.

Buses leave from OLD at 3:20pm and return to Anderson Street at approx 5:30pm.

SPX Cricket Skills Day is conducted by Cricket Appeal coaches.

Season Commencement

We are excited to confirm that the 2022/23 Cricket Season will soon start. The MWJCA Season (U12-U17) is scheduled to commence on Saturday 10 September 2022.

Teams have been created and are being e-mailed out TODAY!

Draw is being finalised and will be sent via the College App as soon as it is released.

Kits are ready for collection from the Admin Veranda at Chatswood.

Late Registration available until Fri 16 Sep 22

For anyone who is keen to play who is yet to register now is the time. As some of you may know, Cricket NSW is transitioning away from My Cricket this year, to a new system called PlayHQ.

All players need to be registered via PlayHQ by this date to allow formation of teams.

Please refer to the PlayHQ Registration guide.

Late Registration cut-off – 16 Sept 22

Register your now for U14 to U17 (incl ISA) teams for 22/23 season:

**CLICK HERE TO
REGISTER**

(Senior School Students)

For any registration queries please contact the Club Registrar, Nick Lynn.
registrar@stpiuscricket.com.au



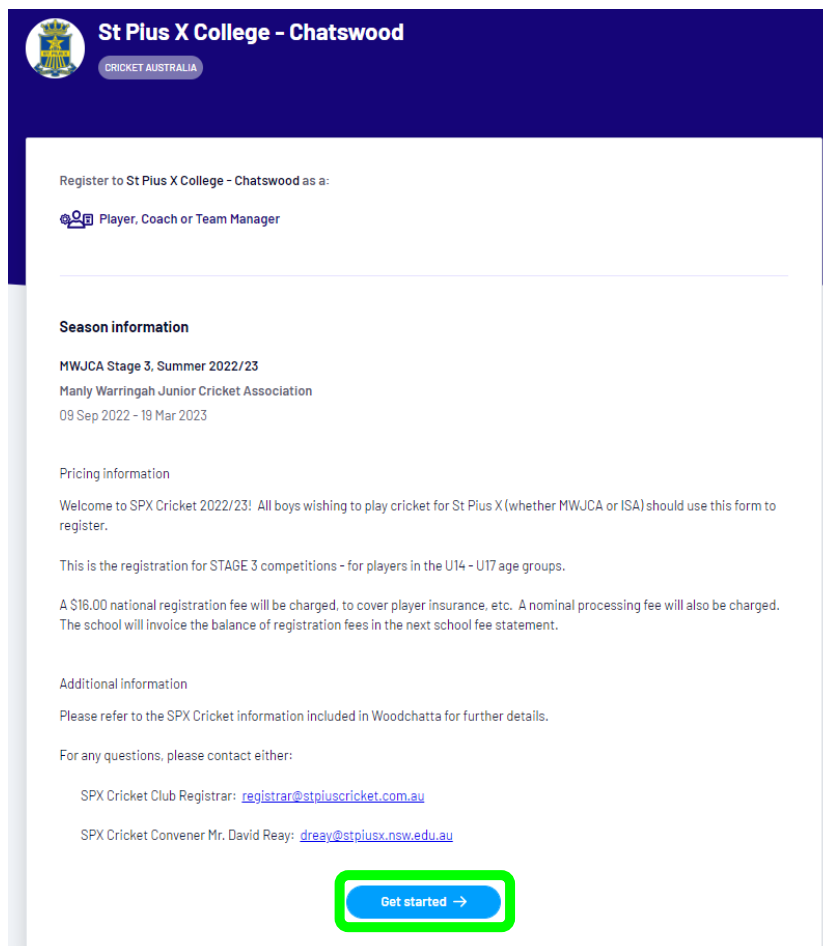
PlayHQ Player Registration Overview

Step by Step Guide

STEP 1: Follow the appropriate link, depending on your son's school year:

- For boys in years 5 & 6: register to the MWJCA Stage 2 competition.
- For boys in years 7 to 11: register to the MWJCA Stage 3 competition.

STEP 2: Click on 'Get started'



STEP 3: Log in with your PlayHQ account:

- If you don't have an account, please create one. The PlayHQ account should be set-up using your details (i.e. parent or guardian's details).
- If you have a PlayHQ account from another sport (e.g. AFL), please log in using your account credentials.

Please log in with your PlayHQ account

Email*

Please type

Password*

Please type

Log in

Forgot password?

I don't have an account yet

Create an account

PlayHQ Player Registration Overview

Step by Step Guide

STEP 4: If making a new account, fill in your information and then click 'Sign up'. All fields are mandatory.

Sign up to PlayHQ

1

Please create a PlayHQ account with your details, even if registering a child


You can then register family members or dependants under this account.

Your first name*

Your last name*

Your email*

Your mobile number*

 ▼

Set a password*

By clicking Sign up, you agree to our [Privacy Policy](#) and [Terms of Use](#).

Sign up

Already have an account? [Log in](#)

Then enter the verification code (which will be sent to your email address) to activate your account:

Verify your account

Please enter the verification code that we sent to **lynnn29@gmail.com** in order to activate your account.

Verification code*

Verification code is required

Confirm code

[Resend code](#)

Now you should be able to log in with your newly created account, using your email address and password.

PlayHQ Player Registration Overview

Step by Step Guide

Now we will commence the registration process.

STEP 5: Choose who you wish to register. Generally, this will be done by selecting the 'I am registering someone else' option. Then click 'Continue':

MWJCA Stage 3, Summer 2022/23, Manly Warringah Junior Cricket Association

Choose User	Choose Role	Participant Details	Fees	Cricket ID	Payment & Summary
-------------	-------------	---------------------	------	------------	-------------------

Please choose who you would like to register

I am registering myself

☐ Nicholas Lynn

I am registering someone else
(Participant will be linked to my account)

☒ Register new family member or dependant

[Continue →](#)




[Back](#)

STEP 6: Now choose the registrant's role. This will generally be 'Player'. Click continue.

MWJCA Stage 3, Summer 2022/23, Manly Warringah Junior Cricket Association

Choose User	Choose Role	Participant Details	Fees	Cricket ID	Payment & Summary
-------------	-------------	---------------------	------	------------	-------------------

Register as a:

	Player	<input checked="" type="radio"/>
	Coach	<input type="radio"/>
	Team Manager	<input type="radio"/>

[Continue →](#)

[Back](#)

STEP 7: Enter the requested information, incl. emergency contact information. Fields marked with an asterisk (*) are mandatory. Click 'Save and continue'.

PlayHQ Player Registration Overview


Step by Step Guide


STEP 8: Please review the fee summary. Check the box at the bottom of the page and click 'Continue'.

MWJCA Stage 3, Summer 2022/23, Manly Warringah Junior Cricket Association

Choose User	Choose Role (Player)	Participant Details	Fees	Cricket ID	Payment & Summary
-------------	-------------------------	---------------------	-------------	------------	-------------------

Fees

DESCRIPTION		PRICE
National Registration Fee - Junior National Registration Fee <small>Cricket Australia</small>	 12 month - \$16.00	\$16.00
Stage 3 Junior Fee <small>Manly Warringah Junior Cricket Association</small>	Stage 3 Junior Fee - \$0.00	\$0.00
Club Player Registration Fee <small>St Pius X College - Chatswood</small>		\$0.00
Sub-Total		\$16.00
All values are in AUD.		

 ☐ By ticking this box, I acknowledge I have read and agree to the [Australian Cricket Privacy Policy](#), the [Collection Statement](#) and the following [terms and conditions](#) outlined by Cricket Australia, my club and affiliated associations.

Continue →

Back

Now you need to link your PlayHQ account with your Cricket ID. Cricket Australia provided the following notes regarding Cricket ID's:

- **A 'Cricket ID' is not the same as a MyCricket ID.** A Cricket ID is a participant's key to the Australian Cricket digital ecosystem. It is used to interact with all Australian Cricket apps and websites from the MyCricket App through to cricket.com.au. Your Cricket ID ensures a tailored experience across all these platforms.
- If registering a Child, please remember to create your PlayHQ account first. When registering a child, please **make sure you link your Cricket ID to their PlayHQ account. Children do NOT need a Cricket ID.**
- It is recommended that you use a Microsoft Edge or Safari browser when registering through PlayHQ, this will ensure you do not encounter any issues when trying to link your Cricket ID. If you use Mozilla Firefox or Google Chrome, you may encounter some intermittent errors.

PlayHQ Player Registration Overview


Step by Step Guide

STEP 9: To start the linking process, click 'Link Cricket ID':

MWJCA Stage 3, Summer 2022/23, Manly Warringah Junior Cricket Association

Choose User	Choose Role (Player)	Participant Details	Fees	Cricket ID	Payment & Summary
-------------	----------------------	---------------------	------	-------------------	-------------------

Cricket ID



CRICKET ID
Your single ID for everything cricket

Link your Cricket ID

By linking your Cricket ID with your PlayHQ account you'll also be able to access your family members' matches, results, standings and statistics via the MyCricket app.

Cricket ID also gives you access to other products, apps and services from Cricket Australia, including:

- Live video streaming and radio broadcasts of selected matches on cricket.com.au and CA Live App.
- Priority ticketing and exclusive content and offers with an Australian Cricket Family membership.

You only need to do this once. You won't need to complete this step next time you register.

[Link Cricket ID](#)

[Continue →](#)

[Back](#)

STEP 10: Log in to you Cricket ID:

- If you have previously logged into cricket.com.au, or have signed into the MyCricket app, or receive emails from 'Australian Cricket Family', then you should already have a Cricket ID associated with your email address. You should link this to PlayHQ at this step.
- If you have never accessed these services previously, you likely do not have a Cricket ID. If this is the case, please create one first. Once you have your Cricket ID, log-in to link it with PlayHQ.

LOG IN TO YOUR CRICKET ID

Your single ID for everything cricket

[Learn more about Cricket ID](#)

[Sign in with Facebook](#)

[Sign in with Google](#)

[Sign in with Apple](#)

or

Email *

This field is required

Password *

Show

[Forgot password](#)

[Log in](#)

Don't have Cricket ID? [Sign up](#)

PlayHQ Player Registration Overview

Step by Step Guide

STEP 11: After logging in to you Cricket ID, the screen will revert back to PlayHQ and will show that your Cricket ID is now linked to your PlayHQ account. Click on 'Continue':

MWJCA Stage 3, Summer 2022/23, Manly Warringah Junior Cricket Association

Choose User	Choose Role (Player)	Participant Details	Fees	Cricket ID (Linked)	Payment & Summary
-------------	-------------------------	---------------------	------	------------------------	-------------------

Cricket ID



Link your Cricket ID

By linking your Cricket ID with your PlayHQ account you'll also be able to access your family members' matches, results, standings and statistics via the MyCricket app.

Cricket ID also gives you access to other products, apps and services from Cricket Australia, including:

- Live video streaming and radio broadcasts of selected matches on cricket.com.au and CA Live App.
- Priority ticketing and exclusive content and offers with an Australian Cricket Family membership.

You only need to do this once. You won't need to complete this step next time you register.

✓ LINKED

Continue →

Back


PlayHQ Player Registration Overview

Step by Step Guide

STEP 12: Finally, enter your payment details. Once complete, click on 'Confirm purchase':


Payment

Credit/Debit Card

 This payment is secured with SSL encryption.

Card number*

1234 1234 1234 1234

Card Expiry* CVC* 

MM / YY CVC

Billing Address

Country*

Australia

Address*

Suburb / Town*

State / Province / Region* Postcode*

Please select

Confirm purchase →

Back

Order summary

Description	Qty.	Total
National Registration Fee - Junior National Registration Fee (12 month) <small>Cricket Australia</small>	1	\$16.00
Stage 3 Junior Fee (Stage 3 Junior Fee) <small>Manly Warringah Junior Cricket Association</small>	1	\$0.00
Club Player Registration Fee <small>St Plus X College - Chatswood</small>	1	\$0.00
Total		\$16.00

All values are in **AUD**

Vouchers

Enter a voucher code

Apply

[I have a government voucher](#)

Congratulations – your son is now registered to play.

Following on from this, you should receive two email notifications from PlayHQ as follows:

1. Player Registration Confirmation.
2. An email confirming payment (incl. a PDF copy of the invoice).