



 Career Tools

Victoria

Applying for University
Survival Kit 2022-2023



VTAC Victorian Tertiary Admissions Centre

VTAC – the Victorian Tertiary Admissions Centre – is the central body that takes applications on behalf of a number of universities, TAFE’s and private colleges primarily in VIC. This document is designed to give you a summary of the key points relating to VTAC and your VTAC application, however, at all times, your main source of information will be the [VTAC website](http://www.vtac.edu.au).

Participating Institutions

There are a large number of institutions who participate in the VTAC process and for whom you will need to apply through VTAC. You can get the most up to date list at: www.vtac.edu.au/institutions.html

Academy of Information Technology
Academy of Interactive Entertainment
Australian Catholic University
Australian College of Applied Professions
Australian Institute of Music
Box Hill Institute
Charles Sturt University
Chisholm
Collarts (Australian College of the Arts)
CQ University
Deakin College
Deakin University
Endeavour College of Natural Health
Federation University Australia
The Gordon
Holmesglen
JMC Academy
Kangan Institute
Kent Institute Australia



La Trobe College Australia
La Trobe University
LCI Melbourne
Longerenong College
Marcus Oldham College
Melbourne Institute of Technology
Melbourne Polytechnic
Monash College
Monash University
Northern College of the Arts and Technology
Open Universities Australia
Oxford Institute of Higher Education
Photography Studies College
RMIT University
SAE Creative Media Institute
Southern Cross University
Swinburne University of Technology
Torrens University Australia
The University of Melbourne
Victorian Institute of Technology
Victoria University
Whitehouse Institute of Design
William Angliss Institute of TAFE

Victorian Tertiary Admission Centre (continued)

Important Dates (Summary)

Monday August 1, 2022	Timely course applications open
Thursday September 29, 2022	Timely course applications close
Thursday September 29, 2022	Late course applications open
Friday November 4, 2022	Late course applications close
Friday November 4, 2022	Very late course applications open
Friday December 2, 2022	Very late course applications close
Monday August 1, 2022	SEAS Applications (and supporting documentation) Open
Friday October 7, 2022	SEAS Applications (and supporting documentation) Close
Wednesday December 21, 2022	December Offer Round
Friday January 13, 2023	January Offer Round
Wednesday February 1, 2023	February Offer Round 1

Note-

This is just a summary of the main dates relating to VTAC applications and offers.
For a complete list of all dates go to www.vtac.edu.au/dates.html

Fees and Charges

\$44	Timely processing fee (for currently enrolled Yr 12 students)
\$126	Late processing fee (after 29 September)
\$164	Very late processing fee (after 4 November)



Note-

This is just a summary of the main fees relating to VTAC applications and offers.
For a complete list of all fees go to www.vtac.edu.au/dates.html

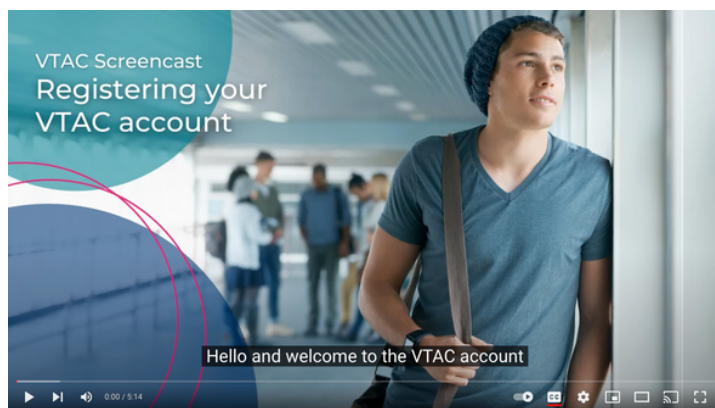
Victorian Tertiary Admission Centre (continued)

Applying through VTAC

1. Registering your VTAC account

Before you can apply through VTAC, you first need to register a VTAC account. Your VTAC account is where you manage applications for courses, SEAS and scholarships, bookings for admission tests and workshops, changing your preferences and updating your personal details.

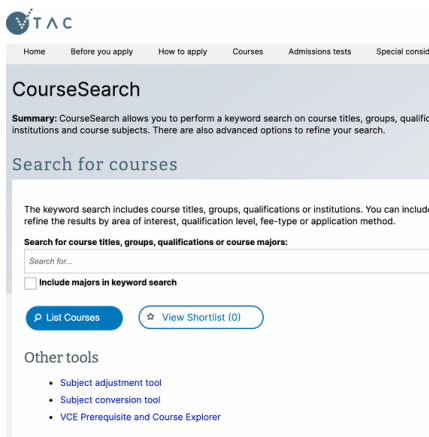
All the information you need for registering your VTAC account can be found [here](#).



2. Applying for courses

Once you have a VTAC account, you can then log in and start applying. All the details you need can be found [here](#).

You will probably also find it useful to use the VTAC Course Search Tool – you can find this [here](#).

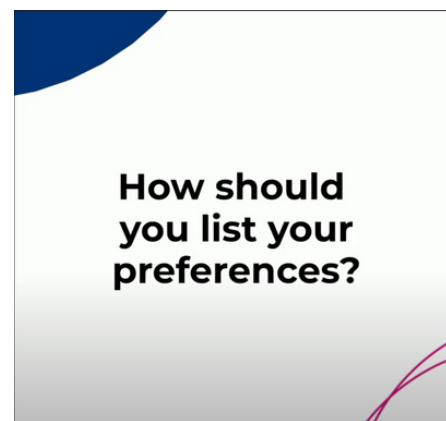


How to Preference Your VTAC Application

You have up to 8 course preferences with VTAC.

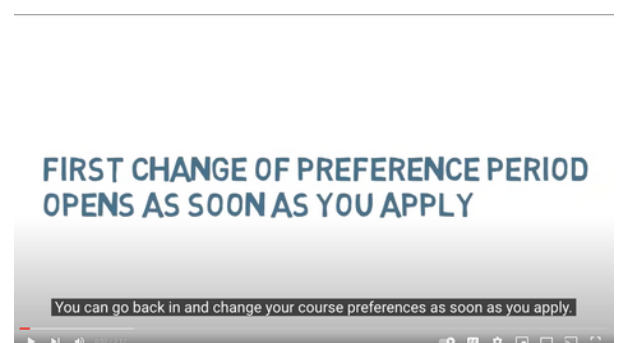
It can be a little tricky getting your preferences in the right order to give yourself the best chance of getting the course(s) you want.

This video gives a good explanation of the preference system and how you should use it:



Change of Preferences

After you submit your initial application you are able to change your preferences. You do this by logging into your VTAC account. This video explains all about changing your preferences:



Victorian Tertiary Admission Centre (continued)

Access Help Resources

VTAC Website

<http://www.vtac.edu.au>



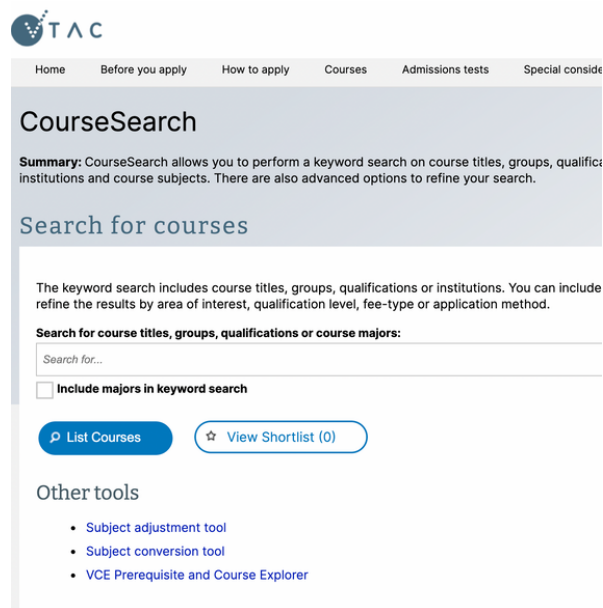
Connect with VTAC

Stay connected with VTAC to have the latest information and reminders at your finger tips.



VTAC Course Search

<https://delta.vtac.edu.au/CourseSearch/searchguide.htm?ap=24>



Important Dates and Fees

<http://www.vtac.edu.au/dates.html>

Dates: August 2022-February 2023

Search for dates

You can refine the information below by selecting an applicant type. After selecting an applicant type you can refine by an information category.

For dates and venues for institutional open days, visit the [Open days](#) page.

Show dates for:

CURRENT YEAR 12 (DOMESTIC STUDENTS)	CURRENT YEAR 12 (INTERNATIONAL STUDENTS)	NON YEAR 12 APPLICANTS
GRADUATE ENTRY TEACHING (GET)		

Show dates about:

COURSE APPLICATIONS AND FEES	SPECIAL ENTRY ACCESS SCHEMES (SEAS)	SCHOLARSHIPS
VTAC PERSONAL STATEMENT/SUPPORTING DOCUMENTATION	CHANGE OF PREFERENCE	OFFERS
	PAYMENTS	VCE RESULTS AND ATAR

Note: Deselect all information categories to show the quick reference table.



SEAS Special Entry Access Scheme

What is SEAS?

The Special Entry Access Scheme (SEAS) is a scheme aimed at helping students if they have experienced various types of disadvantage that has affected their education. If you are eligible for SEAS you still have to meet the institutional and course entry requirements, but it enables course selection officers to consider circumstances that may have affected your results or educational progress.

You can get an overview of what SEAS is about at www.vtac.edu.au/access/seas.html

SEAS Categories:

There are four categories within SEAS that cover personal information and location, difficult circumstances, disadvantaged financial background and disability or medical condition.

The following links/videos give you details on:

- What the category is about
- Who is eligible
- The evidence you might be required to provide in your application
- The institutions that recognise this category

Hot tip



Category 1 has a range of sub categories including age, living or school location, under-representation of a particular gender in a course or field of study, recognition as an Indigenous Australian, recognition for being from a non-English speaking background and first in family to attend tertiary study.

Category 1: Personal information and location

What is SEAS and how does it work?

Category 2: Disadvantaged financial background

Category 2 of SEAS deals with financial disadvantage.

Category 3: Disability or medical condition

If your studies have been disadvantaged for reasons of health - physical and/or mental...

Category 4: Difficult circumstances

SEAS Category 4: Difficult circumstances

Special Entry Access Scheme (continued)

Which Institutions Recognise SEAS?

Different institutions recognise different categories of SEAS. The page link below will give you a table overview of each institution and what they recognise (scroll down that page to see the table):

www.vtac.edu.au/access/seas/categories.html

In addition, many institutions have their own special consideration and bonus schemes to assist students as well. The table at www.vtac.edu.au/access/seas/institutions.html gives you a summary of these.

How Do You Apply for SEAS?

You apply for SEAS from within your VTAC account (so you will need to have created this already).

See the page at

<http://www.vtac.edu.au/access/seas/applying.html> for a step by step explanation.

How to complete the SEAS application

1. Log in to your VTAC account

To access the SEAS application, you must log in to your VTAC account using your VTAC ID and PIN.

2. Make sure you've lodged a course application

If you are eligible, SEAS becomes available once you lodge a course application.

3. Open the SEAS application

To open the application, select 'Special consideration (SEAS) application' in your VTAC account and then click on the SEAS application link at the top of the page.

4. Fill in the SEAS application and complete the evidence requirements

There are four categories that make up SEAS. You only need to fill out the sections that are relevant to your circumstances. You must fill out at least one category for your SEAS application to be valid.

Note that each section has strict character limits (letters, spaces and punctuation marks), not a word limit. Keep your responses brief and to the point to avoid going over the character limit.

When Do You Apply?

SEAS applications open on Monday August 1, 2022 and close on Friday October 7, 2022

What Evidence Will I Have to Provide?

The evidence you will need to provide to support your SEAS application will depend on the category(s) you are applying for.

There are 3 types of evidence you might be asked to submit:

- Impact Statement
- Statement of Support
- Financial Evidence

The page at

www.vtac.edu.au/access/seas/evidence.html gives you an overview of:

- What is involved in each of these types of evidence
- What types of evidence are NOT acceptable
- How much evidence you need to provide

The following video also gives a great summary of the evidence you need to provide and how you submit it.



Upload to VTAC account



Online statement of support request



Post hard copy documents to VTAC

Evidence for SEAS and Scholarships can be submitted in three ways:

All details have been sourced from the VTAC website. For the latest and most up to date information, please visit www.vtac.edu.au/seas.html