

SAFE AROUND SCHOOLS



Getting children to school safely is everyone's job. Too many cars around schools at drop-off & pick-up times can make it more dangerous for children and hard to find a parking spot.

We can all work together to get everyone to school safely and on time.




Reduce car trips – one of these options may work for you

- ✓ **Walk or ride to school.**
- ✓ If your school has a **Walk to School map**, get a copy from the office.
- ✓ **Park and walk.** Park a little further away from school and enjoy a short walk - avoiding traffic and parking pressure.
- ✓ **Carpool with a friend.** You can share the pick-up and drop-off with another parent.



Keep the Drop off Pick up Zone moving

- ✓ A **Drop off Pick up Zone** is a special place to quickly drop-off or pick-up your child when you use your car. You can only stay in the zone for **2 minutes** each time and you **must** stay with your car.
- ✓ **Move as far down the Drop off Pick up Zone as possible**, don't stop at the start, this blocks the traffic behind you.
- ✓ **Arrive at least three minutes after the school bell.** No children are ready before this time. Don't arrive early and park in the Pick up Zone – remember, you can only stop here for 2 minutes.
- ✓ **Change your pick-up or drop-off times to avoid the busiest peak times.**
For example: in the afternoon, arrive 5 minutes after the bell to pick-up your child and avoid the busy time.
- ✓ **Child not there? Keep moving!** Drive out of the zone and come back, don't park and wait for them.



No Parking

This no parking sign means that the area is a Drop off Pick up Zone. You cannot leave your vehicle unattended and you cannot stop for more than two minutes. The times may be a little different at your school, but the rules are the same. Fines can apply if the signs are not followed.

Be courteous and aware

- ✓ **Follow signs, road rules and parking signs.**
They are there to keep our children safe.
- ✓ **No stopping signs mean “Do not stop your vehicle for any reason”.** These areas must be kept clear for pedestrians and motorists.
- ✓ **Do not park on nature strips or in front of driveways.**
This is very dangerous for children and other road users.
- ✓ **Do not drop your children on the other side of the road and tell them to run across.** Use a Drop off Pick up Zone or the safest crossing point, like a School Crossing or Pedestrian Crossing.
- ✓ **Be extra careful and patient around schools.**
- ✓ **Slow down and be alert!** Children can be unpredictable. Remain careful, especially at the busy morning and afternoon school times.

Use school crossings

- ✓ **Casey’s School Crossing Supervisors** are trained to help children to cross the road safely.
- ✓ **Use the school crossing.**
It is the safest place for children to cross the road.
- ✓ **Keep the school crossing clear.** Do not stop your car on the crossing. It is dangerous and illegal to block the crossing.



GETTING CHILDREN TO SCHOOL SAFELY IS EVERYONE’S JOB. Think before you park, drive, drop off and pick up. All children deserve to get to school safely.

For more information about safety around schools visit www.casey.vic.gov.au/safe-around-schools

This project is a joint partnership between City of Casey, Casey schools and Victorian Government.

Contact the City of Casey:

Web: www.casey.vic.gov.au/safe-around-schools
Email: Safearoundschools@casey.vic.gov.au
Phone: 03 9705 5200
Post: PO Box 1000, Narre Warren VIC 3805
NRS: 133 677 (for the deaf, hearing or speech impaired)

Customer Service Centres:

Narre Warren: Bunjil Place, Patrick Northeast Drive
Cranbourne: Cranbourne Park Shopping Centre
ABN: 43 320 295 742



TIS: 131450 (Translating and Interpreting Service) المترجم الفوري 翻译 مترجم شفاهى ਦੁਆਰੀਆ ၈၈၈ ၀၀၀၀၀၀

Follow the signs And keep children safe



School Zone


The speed limit around schools is 40km on school days between 8.00am and 9.30am and 2.30pm and 4.00pm.

Slow down and keep children safe.



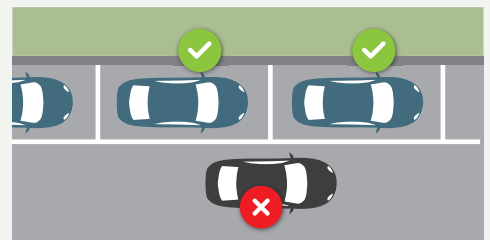
No Stopping

The no stopping sign means you cannot stop your vehicle for any purpose, no matter how short the time.



Bus Zone

A bus zone is an area only for buses. You cannot stop there at all.



Never double park, it is illegal and dangerous

Double parking is stopping next to parked cars to pick up or let out children.



CASEY.VIC.GOV.AU