




Welcome to Year Six: Dalton, Glowery and Tenison-Woods Homegroups!

We are looking forward to a wonderful year with
you and your children.

We hope that you find this handout useful as we
begin our learning journey in 2025!

<p>Dalton Homegroup</p>  <p>Melissa Leach melissa.leach@smcmeppingnth.catholic.edu.au</p>	<p>Glowery Homegroup</p>  <p>Michaela Biddick michaela.biddick@smcmeppingnth.catholic.edu.au</p>	<p>Tenison-Woods Homegroup</p>  <p>Tasha Brace tasha.brace@smcmeppingnth.catholic.edu.au</p>
---	---	--

Year 6 - Learning Support Officers

Christine Santos	Paul Wookie
-------------------------	--------------------

AN A-Z OF WHAT YOU NEED TO KNOW THIS YEAR

Attendance

Regular attendance at school is very important for the development of learning, consistency of routines and maintaining relationships. However, any student who is unwell is required to stay home and return when they are well. Please keep your child at home if they are displaying symptoms such as a runny nose, sore throat or fever.

Absences

In the case of students being absent from school, written notification is required on the day of absence. Written communication can include an email, handwritten note or by filling out the absence e-form on the app. *The Audiri app is the most convenient way to do this.*

Please advise the school in writing of any extended periods of absence in advance.

Late Arrival or Early Leave

All students must be signed in and out at reception when arriving late or leaving early. If your child is required to be picked up early during the school day please be advised that it is best to collect them before or after break times.

Daily Timetable

- School Begins: 8:45am
- First Break: 10:55am - 11:35am
- Second Break: 1:45pm - 2:25pm
- Dismissal for all students: 3:25pm

Chromebooks

SMCM is an eSmart school and we promote the safe, smart and responsible use of technology. Students will continue to develop their understanding of cybersafety, responsibility for equipment and ability to follow Chromebook guidelines for use as articulated in the Digital Technologies User Agreement.



Chromebooks are a tool to help support effective learning and teaching.

At SMCM we have a 1:1 Chromebook program for students in years 3 to 6.

Each student will have a Google Education account to login into their Chromebook

Students will have access to Google Drive with Docs, Sheets, Slides as well as Gmail, Calendar, and school-approved Apps and Extensions that can be accessed on any device.

Student use and access is managed and monitored through firewalls, Google Apps Administration Console and Hapara for student safety and security.


To assist them in using their Chromebook as a learning tool, all students are required to bring a pair of headphones to use at school. Please ensure that they are clearly labelled with their name.

Communication

- **Meeting with teachers:** Please email teachers to make an appointment before or after school to ensure we can give you our full attention and time.
- **Teacher emails** - see above. Please allow time for teachers to respond as we endeavour to read and respond to emails as soon as possible
- **Newsletter** - available fortnightly on Thursday on the Audiri app and Instagram
- **Instagram** - Follow us at @smcmessagingn
- **Audiri App** - download the Audiri app from the App Store or Google Play store to receive important updates and notifications
- **Seesaw Family** - check Seesaw Family for announcements, reminders and information regarding your child's homegroup

Confident Learner Dispositions

- Traits, habits and skills that need to be developed for success in learning now and in the future
- At SMCM our learner dispositions are; **creativity**, **self-management**, **resilience** and **collaboration**
- These dispositions help us to learn. We can use them everywhere and anywhere, not just at school. They are skills for life!
- The dispositions are explicitly taught across all curriculum areas and should be reinforced at home.



Connectors - **Sacramental Program**

Important information about the Sacramental program will continue to be communicated through the newsletter. Families will be asked to book online with their preferred date from **Friday 7th February**.

If you need assistance with this, please contact your child's homegroup teacher or Sarah (sarah.spiteri@smcmessagingn.catholic.edu.au)

Confirmation Family Faith Night
Wednesday 6th August, 2025
At 7:00pm

Sacrament of Confirmation
Saturday 16th August, 2025
At 12pm and 2:30pm

Extra Curricular Activities

- **Interschool Sports** - Fridays Term 1 and 2
- **District Sports** - Some opportunities will be available for students to participate in external sports competitions throughout the year. Trials and selections will be held based on age groups.
- **Camp Term 3, Monday 25 August - Wednesday 25th August** More information will be provided closer to the date
- **Incursions and Excursions** - Incursions and excursions will be provided to enhance learning in different curriculum areas. The cost of these activities has been covered by the Excursion Levy in the School Fees

Home Learning

- Home learning activities connect to the learning that is happening at school.
- Distributed each week into their home learning book and through Seesaw.
- It will be distributed on **Monday** and will be collected on **Friday**.
- Students will be given a home learning book.

Students are expected to:

- Read for at least 20 minutes daily
- Complete set learning activities weekly (Maths and Spelling)
- Complete 1x Inquiry or RE task for the week

Library

Students are encouraged to regularly borrow from the library. They are encouraged to borrow **at least two books**, one for home and one for school. Library days are as follows:

Dalton: Tuesday

Glowery: Wednesday

Tenison-Woods: Wednesday

Mobile Phones

We understand many of our students bring mobile phones to school, particularly those who walk and ride to school. Mobile phones will need to be handed in to teachers at the beginning of each day where they will be locked in a drawer to keep them safe. Should you need to contact your child during the day, please use the school phone numbers or homegroup teacher's email. Once on school grounds students should place their phones in their school bag until handed to their teacher. At pick-up time phones should remain in school bags until students leave the school grounds. Phones are for the purpose of parent communication before and after school. Students should not use other phone features eg. camera or access social media at school. Please discuss these expectations with your child.

Online Learning Logs

To communicate our reporting of learning & teaching, each student has an individual Online Learning Log (OLLs). The OLLs provide families and students with regular work samples and teacher feedback.

This year we will continue to use *Seesaw Family* as the platform for our OLLs. To access your child's Online Learning Log you will need to download the *Seesaw: Family App* available from the App store or the Google Play store.

If you are having any technical issues with accessing Seesaw Family, please contact your child's teacher.



Resources for Learning

Please ensure that your child has the following items at school and clearly labelled with their full name:

- Headphones
- School Hat


Could you also please send along a box of tissues with your child to school.

School Uniform

Wearing the correct uniform promotes respect and pride in our school. This includes **all black school shoes** with the Summer and Winter school uniform.

As a reminder, all school uniform items are to be clearly labelled with your child's first and last name. This will assist in any lost items being returned promptly.

Social and Emotional Learning



FARM Code - Behaviour Matrix
Our behaviour and attitudes show others what we value and think.

	Learning time	Gatherings	Outside Play	Inside Play	Eating time	Communicating with others (online & offline)	Moving around the school (Transition Time)
F Friendly, Fair & flexible	Participate with different groups Use kind words and body language Use your teamwork skills to make sure everyone is included	Be welcoming by using friendly words and making space Let other students join in the games	Share the equipment and books by taking turns Let other students join in the games Establish rules and expectations before you start playing	Take turns when playing games Share equipment and games Use kind words	Be in a suitable seat and be inclusive Use kind words	Use names and friendly language Be polite by using your manners	Walk in others Queue others using their name
A Act safe	Walk around the space Use furniture and equipment appropriately Mind, use and store digital technology carefully	Walk Follow instructions Use protocols for your turn to leave the space	Use sports equipment appropriately Take risks in a safe way Only if we both	Be technology, use tools or break when Walk around space Use furniture and equipment appropriately	Sit down while you eat or break when Eat your own food Eat with clean hands	Speak to people we know Only share safe information Use clear safe language	Walk with purpose using the appropriate pathway
R Respect yourself, others & the environment	Track the speaker Keep your hands and feet to yourself Look after plants and nature language	Track the speaker Keep your hands and feet to yourself Be an active audience member	Only on the path - Paths are for people, gardens for plants Use equipment appropriately and return it to the right place Put rubbish in the bin	Quickly pick up Be respectful Return everything to the right place	Eat with your mouth closed Clean up after yourself	Track the speaker Respond with kindness Use positive body language to show you are listening	Be aware of other homestead and their bearing
M Make good choices	Use our learning time effectively Work positively for your homestead Use digital technology with teacher permission	Choose a place to sit where you can focus Play kindly with others When the music is on - play to dance	Choose to play only if the music is important - Be quiet Play kindly with others When the music is on - play to dance	Choose a quiet activity and sit down Take home what you don't eat	Put your rubbish in the bin Take home what you don't eat	Use appropriate volume Use positive language	Play with your homestead and teacher Walk quietly Follow transition time

Being responsible for my behaviour:

- Our whole school follows a restorative approach to help us build a positive learning community.
- We refer to our [Behaviour Matrix](#) to help support our understanding of the FARM code.
- Through **The Resilience Project** we practise 'Gratitude, Empathy and Mindfulness' to teach positive mental health strategies and help our students become happier and more resilient.

Term One Weekly Timetable

Each term we will send out our weekly timetable to reflect important information about specialist days, uniform and other events. Please find below the timetable for each class:

DALTON HOMEGROUP - MELISSA

Monday Lunch Mums orders	Tuesday	Wednesday Lunch Mums orders	Thursday	Friday Lunch Mums orders
Full Summer Uniform	Full Summer Uniform	Sport Uniform	Full Summer Uniform	Sport Uniform
Visual Arts	Library	PE	Japanese, STEM and Afternoon Gathering	Interschool Sport

GLOWREY HOMEGROUP - MICHAELA

Monday Lunch Mums orders	Tuesday	Wednesday Lunch Mums orders	Thursday	Friday Lunch Mums orders
Full Summer Uniform	Full Summer Uniform	Full Summer Uniform	Sport Uniform	Sport Uniform
Japanese	Visual Arts	Library	PE, STEM and Afternoon Gathering	Interschool Sport

TENISON-WOODS HOMEGROUP - TASHA

Monday Lunch Mums orders	Tuesday	Wednesday Lunch Mums orders	Thursday	Friday Lunch Mums orders
Full Summer Uniform	Full Summer Uniform	Full Summer Uniform	Sport Uniform	Sport Uniform
STEM	Visual Arts	Library	Japanese, PE and Afternoon Gathering	Interschool Sport