



Safe on Social

“Blocking users, reporting posts and how to delete a Snapchat account”

Cheat Sheet

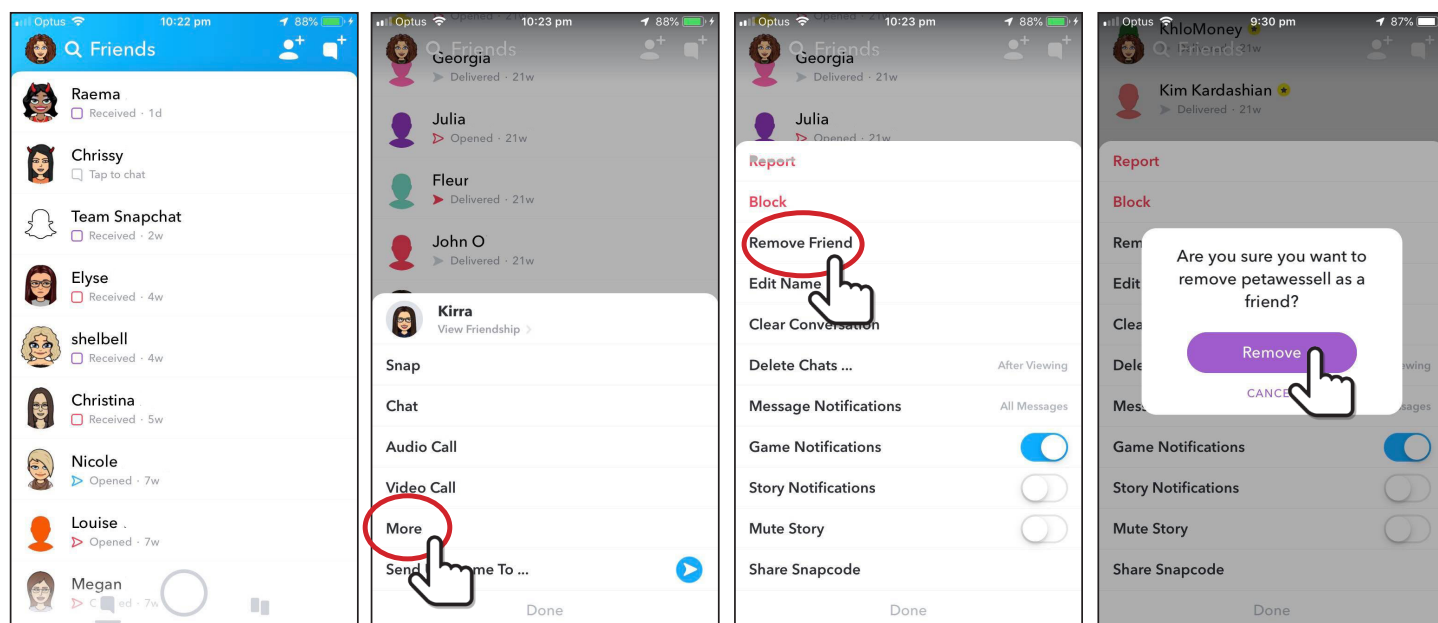
Snapchat

Removing and Blocking a user

When you remove a friend from your friends list, they won't be able to view any of your private Stories or Charms, but they'll still be able to view any content you have set to public. Depending on your privacy settings, they may also still be able to Chat or Snap you!

To remove a friend from your friends list:

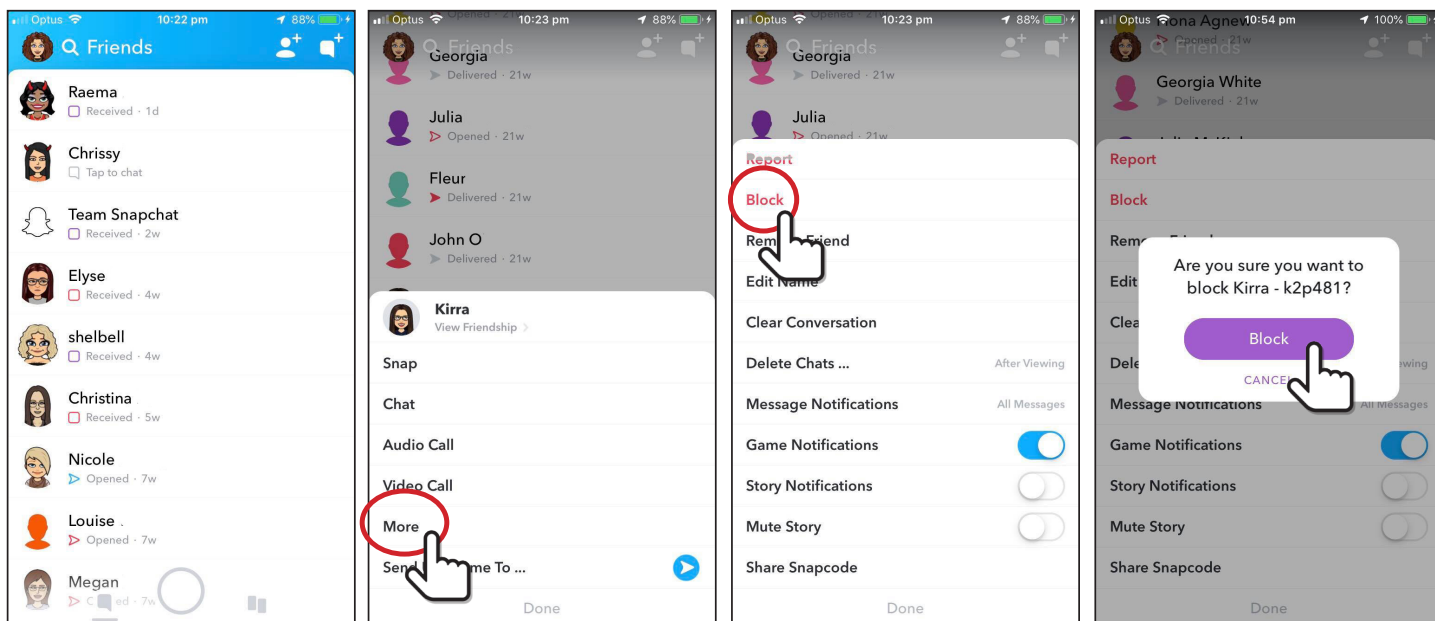
1. Swipe right to go to the Friends screen
2. Tap and hold on a friend's name
3. Tap “More”
4. Tap “Remove Friend”



Note: removing, blocking or muting a friend should remove them from the Discover screen.

To block a friend:

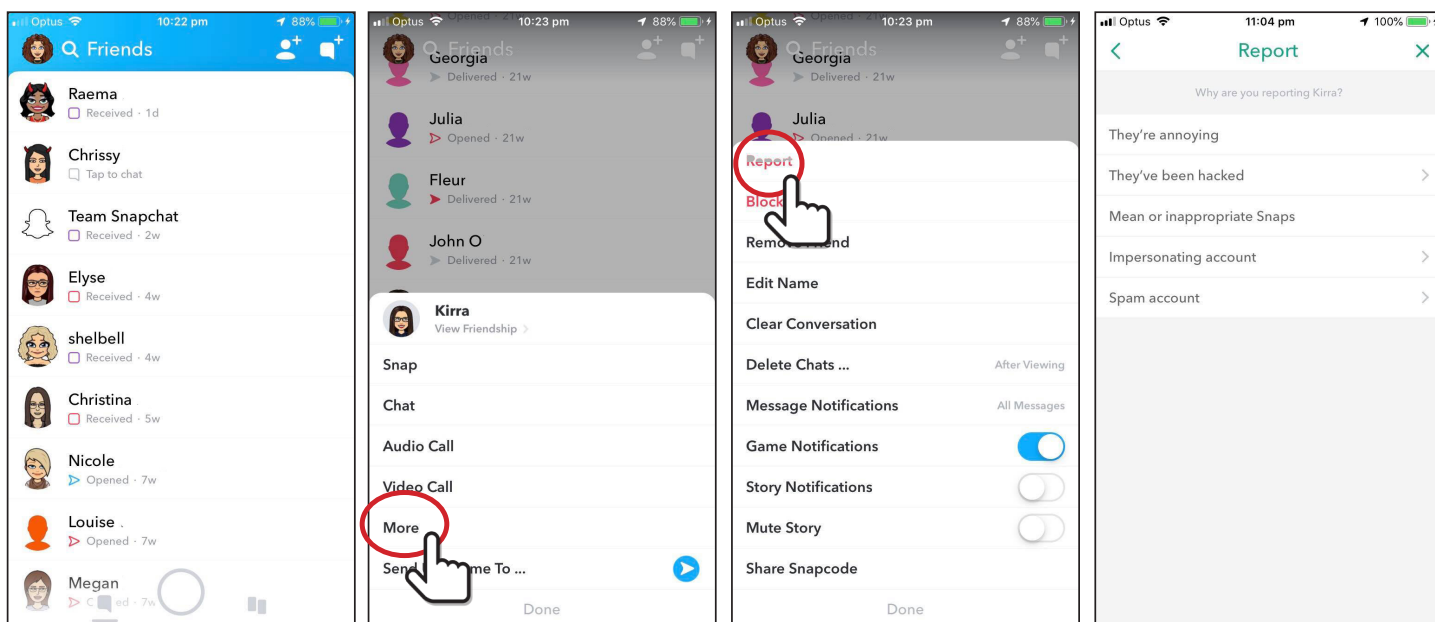
1. Swipe right to go to the Friends screen
2. Tap and hold on a friend's name
3. Tap "More"
4. Tap "Block"



Note: When you block a friend, they won't be able to view your Story or Charms, or send you Snaps or Chats.

To report a friend:

1. Swipe right to go to the Friends screen
2. Tap and hold on a friend's name
3. Tap "More"
4. Tap "Report"
5. Choose one of the reasons listed



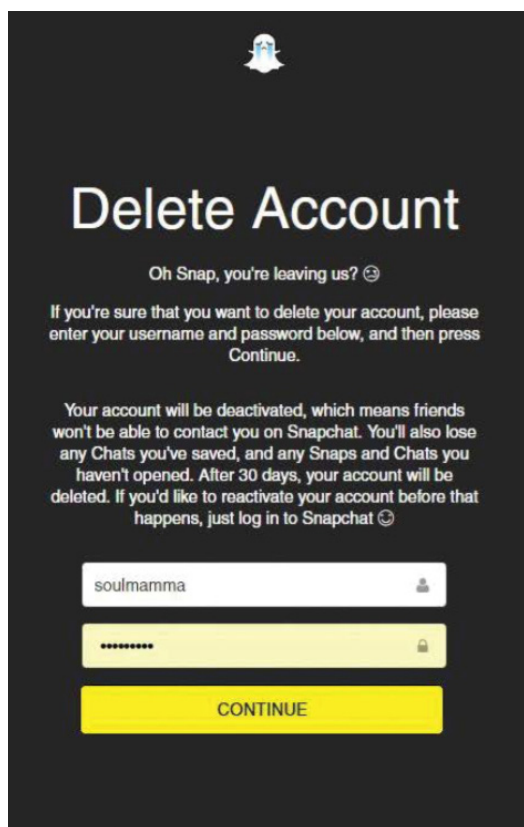
Reporting posts

You can report other people's inappropriate Snaps and bullying directly to Snapchat via safety@snapchat.com or by going to [Snapchat.com](https://www.snapchat.com) and clicking on Support. If you need to take a screen shot of cyber bullying or other inappropriate content, use another device to take a photo of the screen. The reason for this is if you screenshot Snapchat you will notify the person that they have been screenshot and sometimes this can escalate the cyber bullying.

How to delete an account

If you are having second thoughts about Snapchat you can delete the account as long as you have the username and password by going to: https://accounts.snapchat.com/accounts/delete_account

If you child or a child that you are responsible for will not give you their username and password and you want to delete their account, you can do so by submitting a deletion request. You can download the form here: www.snapchat.com/static_files/deletion_request.pdf



Oh Snap, you're leaving us? 😞

If you're sure that you want to delete your account, please enter your username and password below, and then press Continue.

Your account will be deactivated, which means friends won't be able to contact you on Snapchat. You'll also lose any Chats you've saved, and any Snaps and Chats you haven't opened. After 30 days, your account will be deleted. If you'd like to reactivate your account before that happens, just log in to Snapchat 😊

soulmamma

CONTINUE

w: safeonsocial.com
e: wecanhelp@safeonsocial.com

No part of this e-book or its associated modules may be reproduced or transmitted by any person or entity in any form or by any means, electronic or otherwise including photocopying, recording or scanning or by any information storage without prior permission other than the licensor who is licensed to use this information on their website, in newsletters and in print and has been granted permission from the publisher under an annual license.

The publisher, authors, licensee, licensor and their respective employees or agents will not accept responsibility for injuries or damage, physical or emotional occasioned to any person as a result of a social media use or any other activities described in this e-book.

Whilst every attempt has been made to ensure that the information in this e-book is accurate, it is the nature of social media to be constantly changing. Therefore, Safe on Social Media Pty Ltd gives no guarantees to the completeness or accuracy of the contents of this guide.