





Hello Nan and Pop




A Bolton Clarke activity pack to keep grandparents and grandchildren connected

Nonna • Nonno	γιαγιά • παππούς	பாட்டி • தாத்தா
	баба дедо	
	baba • dedo	Giagiá • Pappoús சாசி • சாசா
Oma • großvater	бака • деда	
	Bibi • Babu	Avó • Vovô
Nagymama • Nagypapa		யாய • அம்மா
	nene • büyük baba	baka • deda
दादी मा • दादा	할머니 • 할아버지	Lola • Lolo
Grandma • Grandpa	Mormor • Bedstefar	جده • جد
Grand-mère • Grand-père	O baachan • O jiichan	
bà ngoại • ông nội	Nenek • Kakek	
Mhamó • Seanathair		Abuela • Abuelo
		祖母 • 祖父
бабушка • дедушка	Nanni • Naana	Babcia • Dziadek

Welcome




The *Hello Nan and Pop Fun Pack* is a fun way for families to keep in touch while staying at home. Activities are ready to copy, print, colour in and cut out for sharing with a grandparent or family member. Happy colouring!







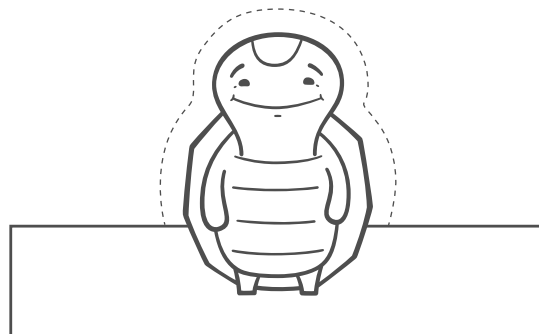





For parents and carers: This pack is designed to support family relationships and to be used alongside alternative options at your local Bolton Clarke community to keep families connected. Talk to your local team about how to use these materials as part of virtual visits.

Finger puppet show







Make a finger puppet show for Nan and Pop next time you see them on video chat, or record a short show up to 1 minute and send through your local Bolton Clarke community's Facebook page.

1. Colour or paint the finger puppets below.
2. Cut them out.
3. Tape the tabs around to fit your fingers. You're ready for a show!








Find-a-word

- nan
- pop
- grandmother
- grandfather
- home
- family
- dog
- cat
- budgie
- mum
- dad
- sister
- brother
- toys
- games
- food
- exercise
- jumping
- climbing
- sleep
- love
- laughter



e	h	h	s	l	e	e	p	h	i	n	g
x	b	o	e	e	t	h	g	u	a	l	r
l	e	m	m	p	s	e	m	a	g	e	a
g	i	e	r	e	t	s	i	s	h	u	n
n	g	j	o	o	f	l	c	t	a	c	d
i	d	s	t	s	o	d	a	o	m	u	m
b	u	k	i	v	o	f	s	y	b	h	o
m	b	d	e	s	d	q	e	s	r	y	t
i	q	g	d	n	a	n	k	h	o	l	h
l	n	f	a	m	t	h	o	p	t	i	e
c	v	r	d	o	g	b	j	o	h	m	r
q	g	n	i	p	m	u	j	p	e	a	k
f	e	s	i	c	r	e	x	e	r	f	p



Thank you



To:

From:

Colour in a thank you flowers



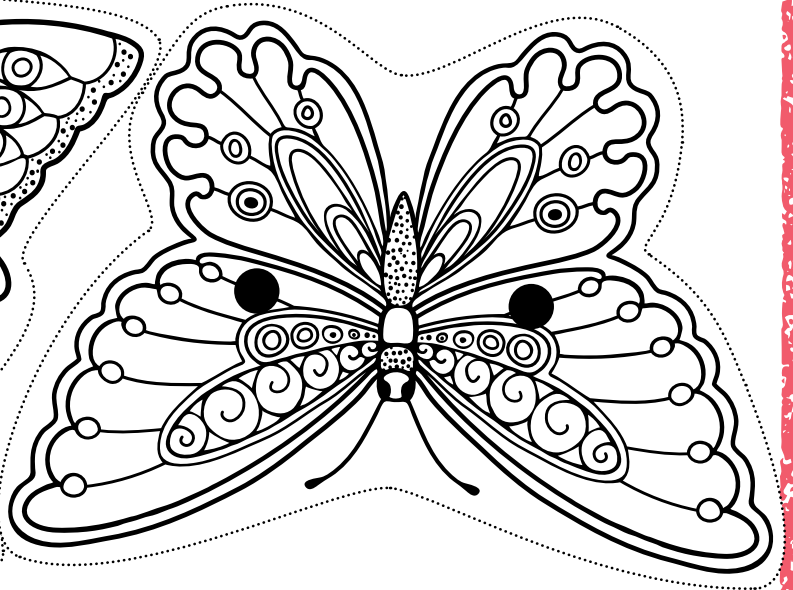

Missing you butterfly chain

Create a butterfly chain to send to Nan/Pop.



1. Print out as many copies of the butterflies below.
2. Colour or paint them, then cut them out and stick them on card.
3. Thread through string behind them form a chain.

• Missing you •



Thank you

Write or draw a thank you note to a staff member who is looking after Nan/Pop

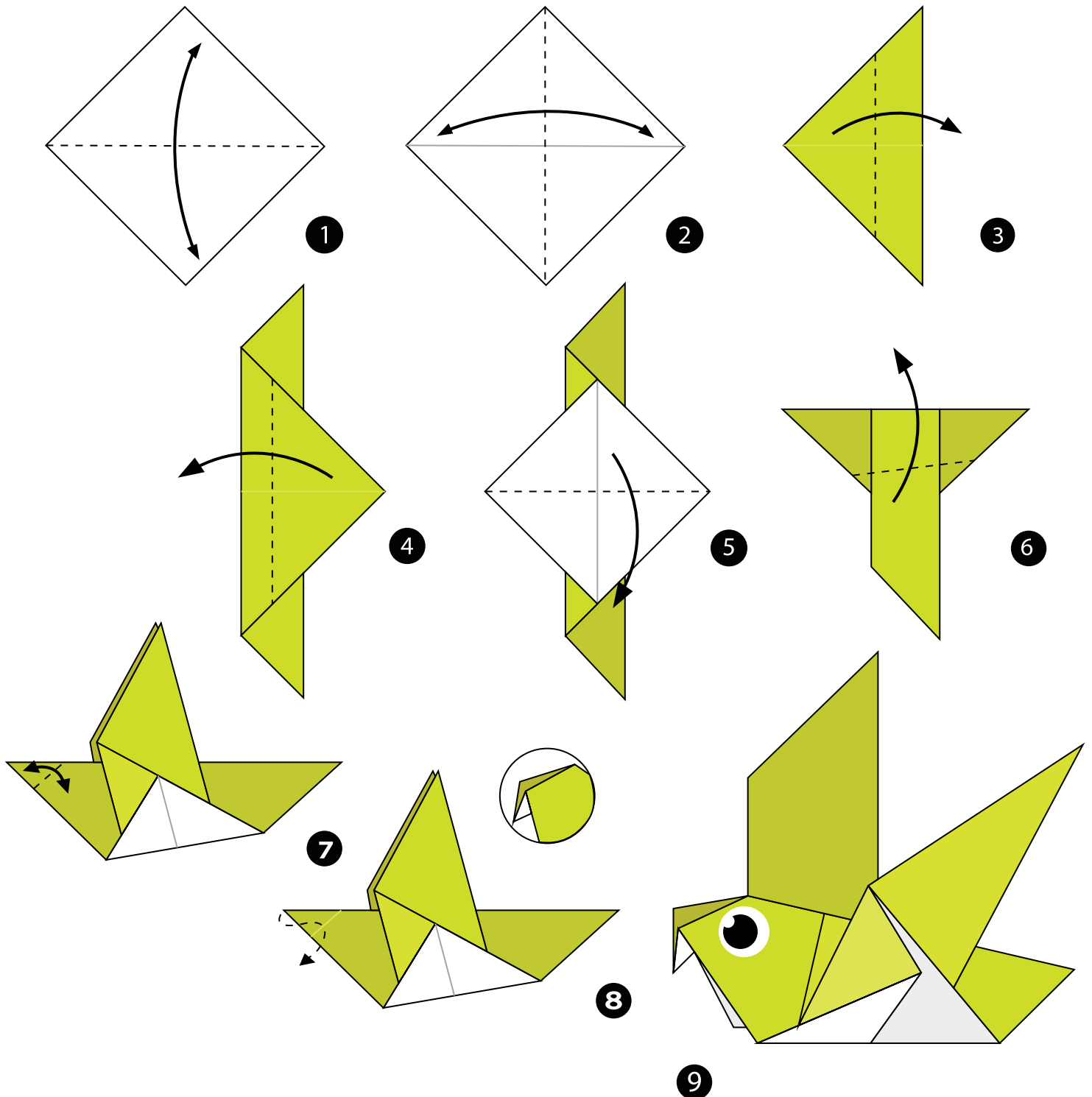
Origami carrier pigeon



Construct a carrier pigeon to help get your messages to nan and pop.

Use coloured or patterned paper, best size 150mm x 150mm.

HINT: If you don't know what a carrier pigeon is, ask nan or pop on your next video chat!



pigeon

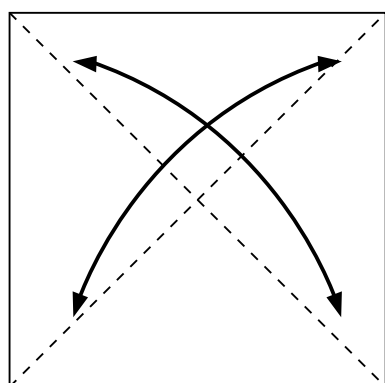
Origami photo frame and stand



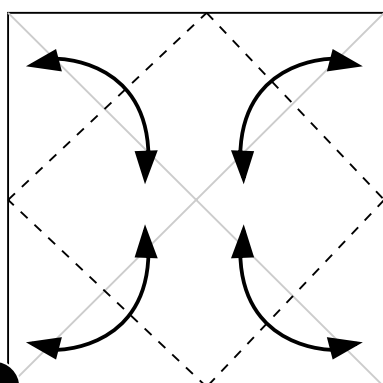
Insert a photo in an origami photo frame for nan and pop.

Use coloured or patterned paper, best size 150mm x 150mm.

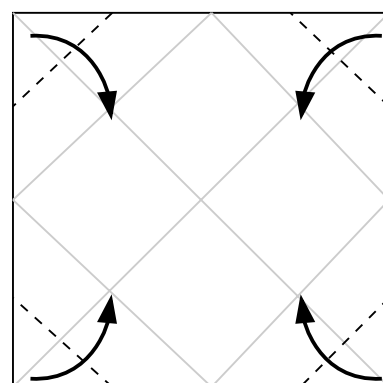
(See next page for instructions on building the stand.)



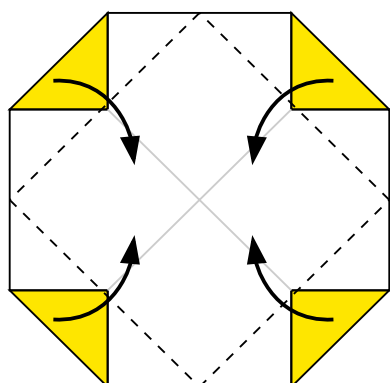
1



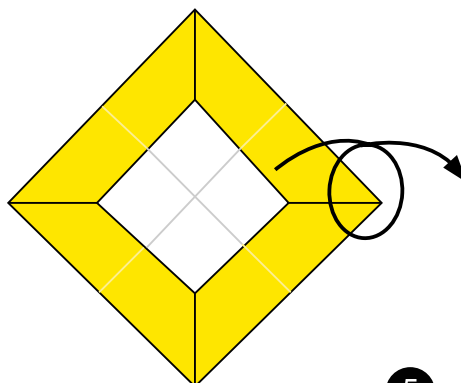
2



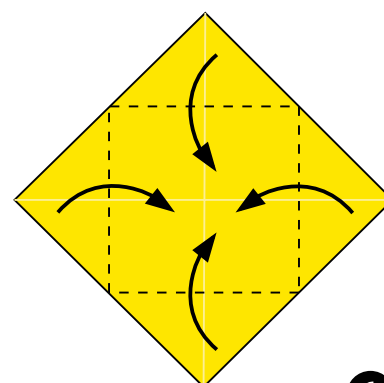
3



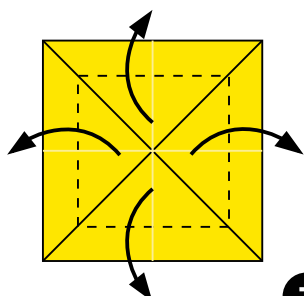
4



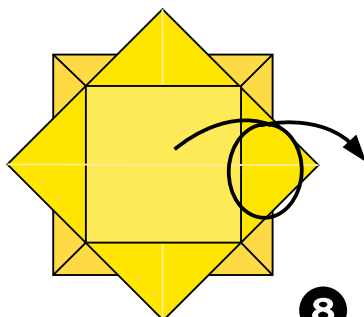
5



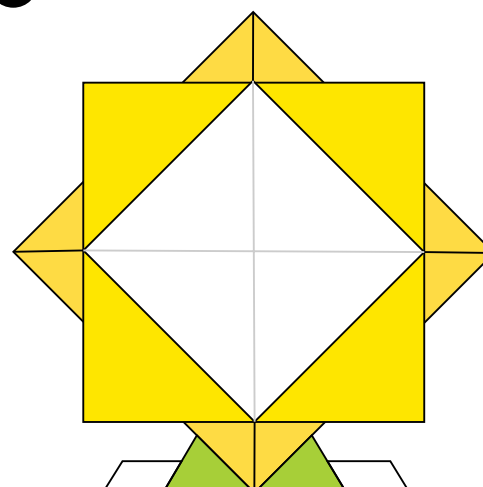
6



7

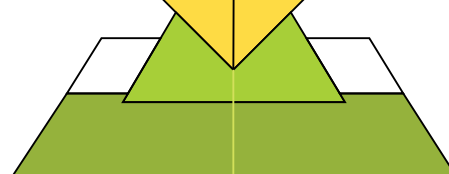


8



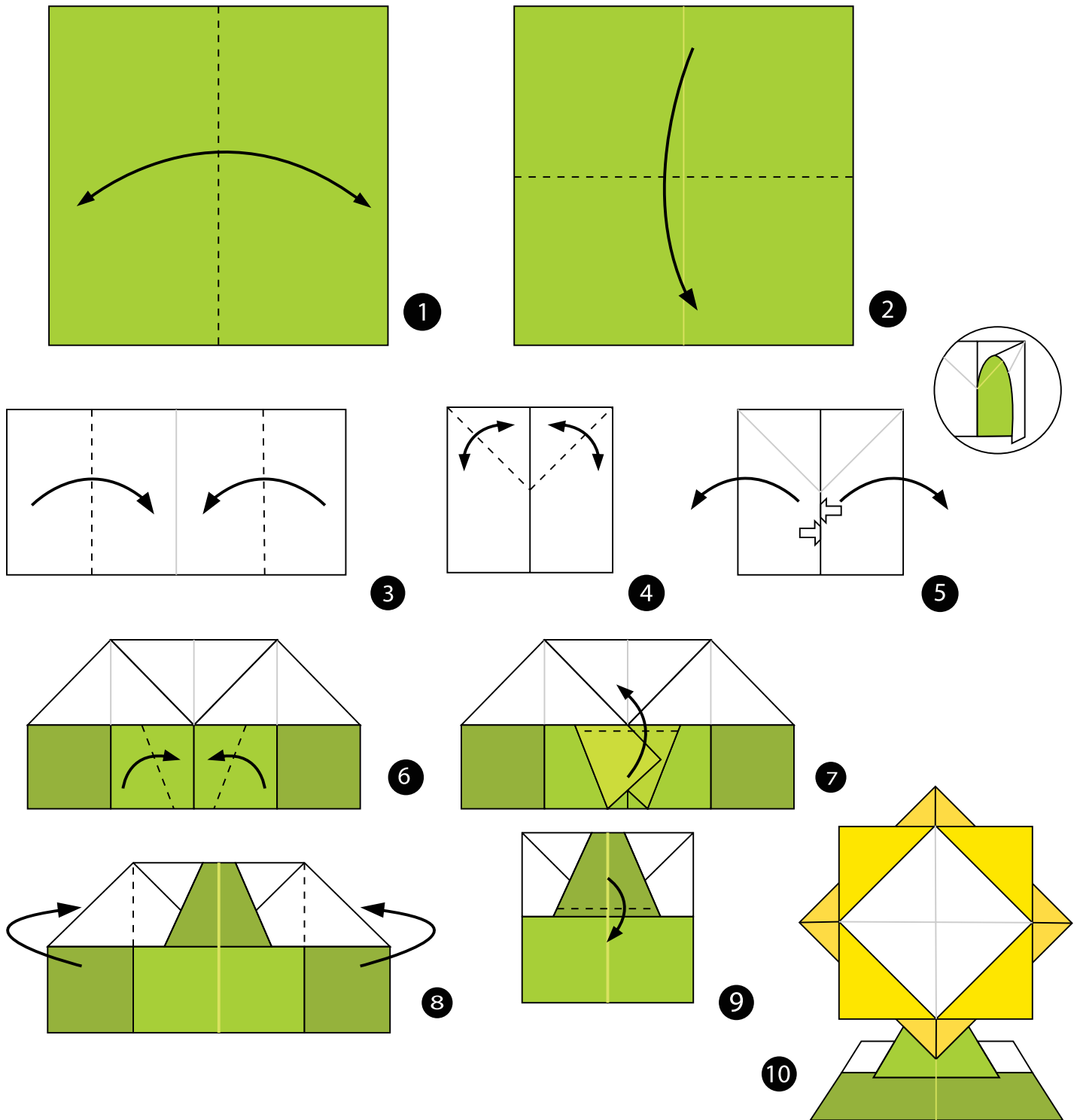
9

photo frame



Origami frame stand

Use coloured or patterned paper, best size 150mm x 150mm.



frame stand

Trim top of fold to insert the frame or tape from behind to hold it in place

Love you



To:

From:

Colour in for Nan/Pop

Love you



To:

From:



Colour in for Nan/Pop

Poppy wreath



Create a poppy wreath to send to Nan/Pop.

1. Print out as many of the poppies and leaves below.
2. Colour or paint them, then cut them out.
3. Glue together to form a wreath.



Useful links

The World Health Organisation
Children's story book released to
help children and young people cope
with COVID-19

The story book is also available in English
and other languages including Arabic,
Chinese, French, Russian and Spanish.

(<https://www.who.int/news-room/detail/09-04-2020-children-s-story-book-released-to-help-children-and-young-people-cope-with-covid-19>)

ABC.net.au article *Stuck inside with
the kids during the coronavirus
pandemic? Here are some ideas for
creative play*

(<https://www.abc.net.au/news/2020-03-25/coronavirus-covid-19-children-creative-play-at-home/12074628>)

We hope you had fun with this pack!
Don't forget, you can also share your materials with us
on our Bolton Clarke Facebook page with a
message for your Nan or Pop!