


Stage 3 Overview Term 3-2023

Literacy



Big Idea: Young Entrepreneurs

Students will spend the next 5 weeks of the term reading and writing a range of Persuasive texts as well as Poetry.


Students will:

- Learn the purpose, audience and message of a range of persuasive texts
- Engage in a variety of videos and online texts.
- Identify techniques authors use to persuade and entertain us.
- Create multiple persuasive texts for the Mini Fete such as: a letter, posters and banners.
- Reflect, edit, revise and self-asses their work.
- Explore indigenous poetry and stories 'We are going' Poem and 'Jandamarra' by Mark Greenwood.
- Write a poem of their own based on the story 'Black Cockatoo'.

Inquiry-Grapple

Students will

- Choose a young Australian entrepreneur and explore their impact in the community.
- Use a range of inquiry and investigative skills such as researching, team work, collaboration, perseverance, grit and curiosity.
- Create a poster, banner, stall layout, online page to present during the Mini Fete.




NUMERACY

Big Idea: Deepening Mathematical thinking through Indigenous Storytelling.

Students will learn to:

- Embed Aboriginal and Torres Strait Islander perspectives into the teaching and learning of mathematics.
- Use the Maths as storytelling (MAST) approach and use Indigenous knowledge of symbols (within, e.g., sport, driving, art and dance).
- Explore the meaning of symbols and how symbols can be assembled to tell and create a story.
- Select and apply appropriate mental and written strategies for the four operations (addition, subtraction, division and multiplication).
- Represent addition and subtraction problems using illustrations.
- Represent prime and composite numbers using illustrations.





Stage 3 Homework

- Collect materials/resources for their mini fete stall such as food items, packaging, accessories etc.
- Watch news and summarise the main issues such as BTN, SkyNews, Channel 7 and 9 news.
- Read at home for at least 20 minutes every day and use the reading response prompts below to help with comprehension.
- Maths: play card games (target number, circles and stars). Do a number talk with your parents and complete maths activities on study ladder.

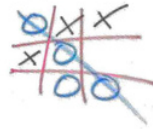
THINGS TO LOOK FORWARD TO!!

- Mini Fete- Tuesday 15th August
- Basketball and Volleyball Clinics
- Stage 3 Open Mornings-
 - Week 3 (Tuesday 1st August 2023)
 - Week 8 (Monday 4th September 2023)
- Book Parade Week 6 Tuesday 22nd August
- Excursion to Ranger Jamiee Tours- Australian Colonies- Thursday 31st August
- Performance Day- Wednesday 20th September 2023
- Year 6 Learning Conversations
 - 6A- Wednesday 6th September
 - 6D- Friday 8th September
 - 6B- Monday 11th September



Reading Response Tic Tac Toe

Do one of the activities below in your reading binder and mark it off with an X. The next time you do an activity, mark it with a O. Switch back and forth between X and O until you have a tic tac toe!



<p>Why did you choose this book to read?</p>	<p>Write a three sentence summary of what you read today. Write the details in order.</p>	<p>If you could ask your main character one question, what would it be?</p>
<p>What character in your story would you like to invite over to your house? Explain why.</p>	<p>If you were the author, what's one thing you would change about the book and why?</p>	<p>If you wrote a sequel to this book, what title would you give it and why?</p>
<p>Describe the setting in your book including time and place.</p>	<p>You are going to give one character in your book an award for one of their character traits. What would the award be and why?</p>	<p>What lesson do you think the author wants you to learn from reading this story?</p>

LIGHTNING!



A Game For Two Players

Materials Needed:
Playing Cards

Jack = 11 Queen = 12
King = 13 Ace = 1

Directions:

- Shuffle the deck of cards. Place them face down in between you and your partner.
- Turn over five cards to make a row, then flip the top card of the deck. This top card is your target card. Using at least two cards and any combination of operations, be the first to "make" the target number.
- If you have a way to make your target, say, "LIGHTNING!" and tell your partner the complete number sentence. If it is a true number sentence, you keep the cards you used to make the target number (including the target card) and replace the empty places with new cards from the deck. There should always be 5 cards in play and one new target for each round.
- The person with the most cards at the end is the winner- so try to use as many cards as you can for your target! For example:



(Target)



You could say $6 \div 3 = 2$ and take those 3 cards.
Or you could say $9 + 4 - 1 = 2$ and take those 4 cards!

givey

Name: _____

Multiplication Number Bonds

Directions: Complete the multiplication number bonds.
Each number bond must have a 5 as a factor.

5's

The Moffatt Girls

Fiction Responses

1. What character do you like the most in your book? Why?
2. What do you predict will happen next in this story? What information in the text helped you make that prediction?
3. What is the main problem of the story? If you know, how was the problem solved?
4. Would you like to be a character in this story? Why or why not?
5. How do you feel about this story? Would you recommend it to someone else? Why or why not?
6. Summarize what you read today. What were the most important events? Did you learn anything new about the characters?
7. Is what you read believable? Why or why not?
8. Pretend you are interviewing the main character of the story. What two questions would you ask them?
9. If you could trade places with one of the characters, who would it be? Why?
10. Is there anything you would change about this story? What would it be? Why would you change it?

Non Fiction Responses

1. What is the selection you read mainly about?
2. What did you learn while reading?
3. Why did the author probably write this selection? How do you know?
4. What was the main idea of what you read? What were the supporting details that told you more about the main idea?
5. How and where could you find out more information about the topic read about today?
6. What else would you like to know about the topic you read about?
7. Were there any text textures that helped you better understand your reading? What were they and how did they help you?
8. What did you find interesting about this selection?
9. What do you remember most about the selection you read?
10. Did you find an interesting word in this selection? What was it? Use a dictionary to find out its meaning and write a sentence of your own using that word.

Rhyme

Words that have the same ending sounds

I watched as the butterfly
Fluttered up to the sky.

Repetition

Using the same words or phrases over and over

Snowflakes swirled and twirled,
swirled and twirled in the storm.

Metaphor

A comparison stating one thing *is* another

The white puffy clouds
are cotton balls in the sky.

Simile

A comparison using the words "like" or "as"

The surface of the water
looked as smooth as glass.

Eight Poetic Devices

Definitions & Examples

Alliteration

Words in a poem that have the same beginning sounds

Last spring Polly planted
purple pansies in her garden.

Onomatopoeia

Words that sound like the objects or actions to which they refer

A mosquito zoomed and
buzzed around my head.

Personification

A figure of speech in which objects are given human qualities

The sun played a game of
peek-a-boo with the clouds.

Rhythm

The "beat" or regular pattern of sounds found in some poems

One, two, buckle my shoe.
Three, four, shut the door.

