

Year 1/2 Level Newsletter




Dear Families,

Please find below a brief overview of the upcoming events in the 1/2 Level for the following two weeks. If you have any questions, please contact your child's class teacher.

All contact details have been included below.

Best regards,

The 1/2 Team

WEEKS 4 & 5	TERM 4	<u>BIRTHDAYS</u>
<p>Week 4 Monday the 23rd to Friday the 27th of October</p> <p>Week 5 Monday 30th to Friday the 3rd of November</p>		 <p>October Birthdays Charlie 15.10 Keshara 18.10 Lucy 18.10 Markiian 19.10 David 19.10 Zoe B 27.10 Sienna C 1.11</p>
SPECIALISTS	<p><i>The Specialist timetable has been included below for your reference. Year 1/2s will continue to go out as a level for sports on a Friday.</i></p> <p><u>1/2 SG</u> Monday- STEM Wednesday- Library, Performing Arts & Physical Education Thursday- Auslan</p> <p><u>1/2 J</u> Tuesday- STEM Wednesday- Performing Arts, Auslan & Library Thursday- Physical Education (<i>sports uniform</i>)</p> <p><u>1/2 DI</u> Tuesday- STEM Wednesday- Physical Education, Auslan & Library Thursday- Performing Arts</p>	
RELIGION 	<p><i>Over the next few weeks the students will explore different images and descriptions of God in the Old and New Testaments. They will come to the understanding that every human is unique and loved by God. They will discover that God loves us all no matter what, which is why we are placed on earth. Everyone has a purpose and as Catholics we are called to share our talents for the greater good of humankind.</i></p> <p><i>October is also the Month of the Rosary- the whole school will be praying the Rosary each Thursday afternoon. It would be great if you could also practise with your child at home. Do you have any rosary beads at home they could use or bring it to school to help them say the prayer?</i></p>	
LITERACY 	<p>Over the next two weeks the students will be learning to identify and create direct speech in a known text. They will be learning to complete sentences containing the conjunctions 'since' and 'although'. They will also finish sentences when given a sentence stem starting with 'before', 'after', 'if' or 'when'.</p>	

They will also be learning to read information on a timeline linking to our Inquiry learning of how technology has changed over time.
 The students will continue learning about the features of a narrative.
 We will also be exploring texts that enrich the students vocabulary and background knowledge relating to our Inquiry unit.

LITERACY - SPELLING



Each week, the Year 1 and 2 students are divided amongst the Year 1 and 2 teachers for the first 20 minutes of the day so that we can teach the synthetic phonics program in a systematic manner.

These are the concepts that we will be covering over the next two weeks. There are practise tasks at the bottom if you would like to have a go practising the spelling at home.

Year 1 sounds & spellings for the next two weeks:

- Long Vowel Teams
- Concept 1: **Lesson 86 oa, ow, oe**
- Concept 2: **Lesson 87 ie, igh**
-


Other Vowel Teams
 Concept 1: **Lesson 89 oo, u**
 Concept 2: **Lesson 90 oo**

Year 2 sounds & spellings for the next two weeks:

- Suffixes & Prefixes
- Concept 1: **Lesson 106 Affixes Review 1**
- Suffix Spelling Changes
- Concept 2: **Lesson 107 Doubling Rule -ed, -ing**

Suffix Spelling Changes
 Concept 1: **Lesson 108 Doubling Rule -er, -est**
 Concept 2: **Lesson 109 Drop -e Rule**

MATHEMATICS



Fractions

We are learning that a fraction is part of a whole. We are learning to use fractions to share a collection into equal parts/groups. The students will learn that two halves equals a whole. Be able to show that four quarters equals a whole, eight eighths equals a whole. As well as identify that the denominator tells us how many equal parts the whole has been divided into.

Time (analogue & digital)

We are learning to tell the time to the half hour, quarter past and quarter to. We are learning how time goes by (second, minute, hour, day, week, month, year). We will also be learning about the the features of a clock

INQUIRY



Our focus for this term is on **Technology**. We will begin looking at how it has changed over time. We will focus on how different forms of communication have evolved.

After taking part in a Digital technology Empower Incursion last week the students will continue learning about how to be **safe** when using technology. The students will learn


about what personal information is such as your name and address and how to keep the personal information safe.

We will then move onto looking at 'hardware' and 'software' and the different parts of digital technology.

WELLBEING

Each week, the Year 1 and 2 students are divided amongst the Year 1 and 2 teachers for a Wellbeing lesson.

Over the next two weeks the students will be learning about 'Stress management' and how to cope with stress. They will learn different relaxation Techniques.



Some dates for your diary for Term 4 -

Week 4- Monday 23rd October- Loud Shirt Day/Socktober

Our School Community is celebrating our Auslan Language by inviting everyone to wear a 'loud shirt'. 'Loud Shirt Day' raises awareness of deaf children and children with hearing needs in our community. On this day we will also be raising funds for Catholic Mission to support families in Timor-Leste facing health and wellness challenges. Catholic Mission projects on the ground help sustain and enrich the lives of vulnerable children by providing vital medicines and health support.

Students are encouraged to wear **colourful, crazy socks** and bring a **gold coin donation** on this day.

Week 6-Monday 6th November- Closure Day

Week 6-Tuesday 7th November- Melbourne Cup day

Week 8- Friday 24th November- Closure Day

Week 9-Monday 27th November, Tuesday, Thursday & Friday- Swimming (not on Wednesday)

Week 9-Friday 1st December- Family Movie night

Week 10-Monday 4th December- Friday 8th December- swimming all week

Week 10- Thursday 7th December- Christmas Carols event

Week 11- Wednesday 13th December-End of year Mass

Week 11- Friday 15th December- Last day of 2023 school year for the students - Final assembly 2pm, school finishes 3:15pm

12DI

Ms Natalie Dib - ndib@hfmw.catholic.edu.au - Monday - Wednesday

Miss Stephanie Italiano - sitaliano@hfmw.catholic.edu.au -Thursday & Friday

12SG

Mrs Chantelle Santamaria - csantamaria@hfmw.catholic.edu.au Monday-Wednesday

Mrs Beverly Gilbert - bgilbert@hfmw.catholic.edu.au Thursday & Friday

12J Mrs Samantha Johnstone - slong@hfmw.catholic.edu.au Monday-Friday

SPELLING PRACTISE

Year 1s



Home Practice

New Concept and Sample Words		
oa	ow	oe
load	snow	toe
coat	grow	doe
roam	shown	foe

*Note: The vowel teams **OA**, **OW**, and **OE** spell the long o sound. **OA** usually comes in the middle of a word. **OW** usually comes at the end of a word. **OE** also comes at the end of a word, but **OW** is more common.

New Irregular Words
<u>a</u> gain, <u>a</u> gainst ♥ ♥ ♥ ♥

Word Work Chains
1. moat → boat → coat → goat 2. low → flow → slow → glow
Sample Word Work Chain Script
moat → boat → coat → goat
1. Make the word moat . [spelling] 2. Change the m to b . What word is this? [reading] 3. Change boat to coat . [spelling] 4. Change the c to g . What word is this? [reading]

Sentences
1. I want to see the show again. 2. We scored a goal against their team.



Home Practice

New Concept and Sample Words	
ie	igh
tie	right
pie	might
lies	bright

*Note: The vowel teams **IE** and **IGH** spell the long i sound. **IE** comes at the end of a word. **IGH** usually comes in the middle of a word, but can sometimes come at the end of a word (e.g., high).

New Irregular Words
<u>a</u> lways, <u>a</u> lmost ♥ ♥

Word Work Chains
1. sight → fight → night → light 2. lie → pie → tie → ties
Sample Word Work Chain Script
sight → fight → night → light
1. Make the word sight . [spelling] 2. Change the s to f . What word is this? [reading] 3. Change fight to night . [spelling] 4. Change the n to l . What word is this? [reading]

Sentences
1. They always keep the light on. 2. We are almost done with the pie!



Home Practice

New Concept and Sample Words	
u	oo (book)
put bush push full	foot hood cook shook
*Note: u and oo always come in the middle of a word.	

New Irregular Words
<u>poor</u> , <u>door</u> , <u>floor</u> ♥ ♥ ♥

Word Work Chains
1. good → wood → hood → hook 2. look → took → book → brook
Sample Word Work Chain Script
good → wood → hood → hook
1. Make the word good . [spelling] 2. Change the g to w . What word is this? [reading] 3. Change wood to hood . [spelling] 4. Change the d to k . What word is this? [reading]

Sentences
1. I push the box on the floor. 2. There is a small hook on the door.



Home Practice

New Concept and Sample Words
oo (moon)
roof soon pool hoop bloom scoop

New Irregular Words
<u>won</u> , <u>son</u> ♥ ♥

Word Work Chains
1. roof → room → root → boot 2. soon → moon → moo → too
Sample Word Work Chain Script
roof → room → root → boot
1. Make the word roof . [spelling] 2. Change the f to m . What word is this? [reading] 3. Change room to root . [spelling] 4. Change the r to b . What word is this? [reading]

Sentences
1. She won another ticket to the zoo! 2. Did their son start the food fight?

SPELLING PRACTISE

Year 2s



Home Practice Lesson 107

New Concept and Sample Words

double consonant for -ed -ing

hug	hugged	hugging
slip	slipped	slipping
stop	stopped	stopping
plan	planned	planning
shop	shopped	shopping

*Note: When we add -ed or -ing to a word with **one vowel** and **one final consonant** (e.g., hug), we double the final consonant before we add the ending.

New Irregular Words

busy
♥

Word Work

1. skip → skipped → skipping
2. bat → batted → batting
3. shop → shopped → shopping

Sample Word Work Chain Script

skip → skipped → skipping

1. Make the word **skip**. [spelling]
2. **Double the p**. Add **-ed** at the end. Read the new word. [reading]
3. Change **skipped** to **skipping**. [spelling]

Sentences

1. They were busy swimming.
2. The women stopped to chat after the show.



Home Practice

New Concept and Sample Words

affixes review

prefixes

un- (unpack)
pre- (preplan)
re- (refill)
dis- (dishonest)

suffixes

-er (smarter)
-est (smallest)
-ly (slowly)
-less (flawless)
-ful (helpful)

New Irregular Words

N/A

Word Work

1. small → smaller
2. grace → graceful
3. harm → harmless
4. set → preset
5. read → reread

Sample Word Work Chain Script

small → smaller

1. Make the word **small**. [spelling]
2. Add the suffix **-er** at the end. Read the new word. [reading]

Sentences

1. Thank you for being so helpful!
2. She was the tallest kid in all of first grade.



Home Practice Lesson 108

New Concept and Sample Words

double consonant for -er -est

big	bigger	biggest
hot	hotter	hottest
sad	sadder	saddest
flat	flatter	flattest
thin	thinner	thinnest

*Note: When we add -er or -est to a word with **one vowel** and **one final consonant** (e.g., **big**), we double the final consonant before we add the ending.

New Irregular Words

build, built
♥ ♥



Home Practice Lesson 109

New Concept and Sample Words

drop e spelling change

bake	baked	baking
hope	hoped	hoping
safe	safest	safer
nice	nicest	nicer

*Note: When a word **ends with a silent e** (e.g., **bake**), we drop or take away the e before we add a suffix (e.g., **baking, baked**).

New Irregular Words

sure
♥♥♥

Word Work

1. flat → flatter → flattest
2. red → redder → reddest
3. slim → slimmer → slimmest

Sample Word Work Chain Script

flat → flatter → flattest

1. Make the word **flat**. [spelling]
2. **Double the t**. Add **-er** at the end. Read the new word. [reading]
3. Change **flatter** to **flattest**. [spelling]

Sentences

1. This is the hottest day ever!
2. The other team built a bigger fort than us.

Word Work

1. smile → smiled → smiling
2. close → closed → closing
3. cute → cuter → cutest
4. brave → braver → bravest

Sample Word Work Chain Script

smile → smiled → smiling

1. Make the word **smile**. [spelling]
2. **Drop (or take away) the e**. Add **-ed**. Read the new word. [reading]
3. Change **smiled** to **smiling**. [spelling]

Sentences

1. He likes ice skating on the rink.
2. Are you sure about that being the closest store?