










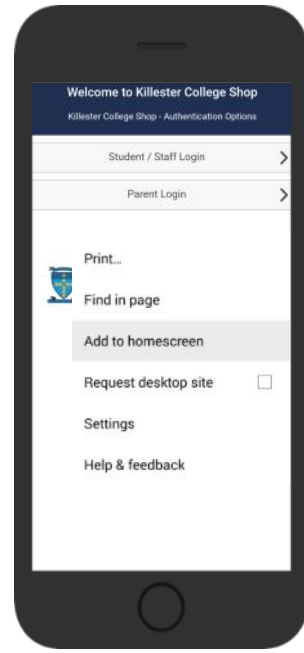
Adding Icon to Apple iPhone

- ⇒ Browse to <https://shop.killester.vic.edu.au> in Safari.
- ⇒ Or scan QR Code using your phone camera to browse to URL.
- ⇒ In Safari  tap the **BOOKMARK ICON**. 
- ⇒ Choose the **ADD TO HOMESCREEN** icon. 
- ⇒ You can then place the icon on your desired screen. 



Adding Icon to Android Phone

- ⇒ Browse <https://shop.killester.vic.edu.au> in Chrome.
- ⇒ Or scan QR Code using your phone camera to browse to URL.
- ⇒ In Chrome  tap the Menu option 
- ⇒ Choose the **ADD TO HOMESCREEN** icon.
- ⇒ You can then place the icon on your desired screen. 



Need Help? support@cdfpay.org.au

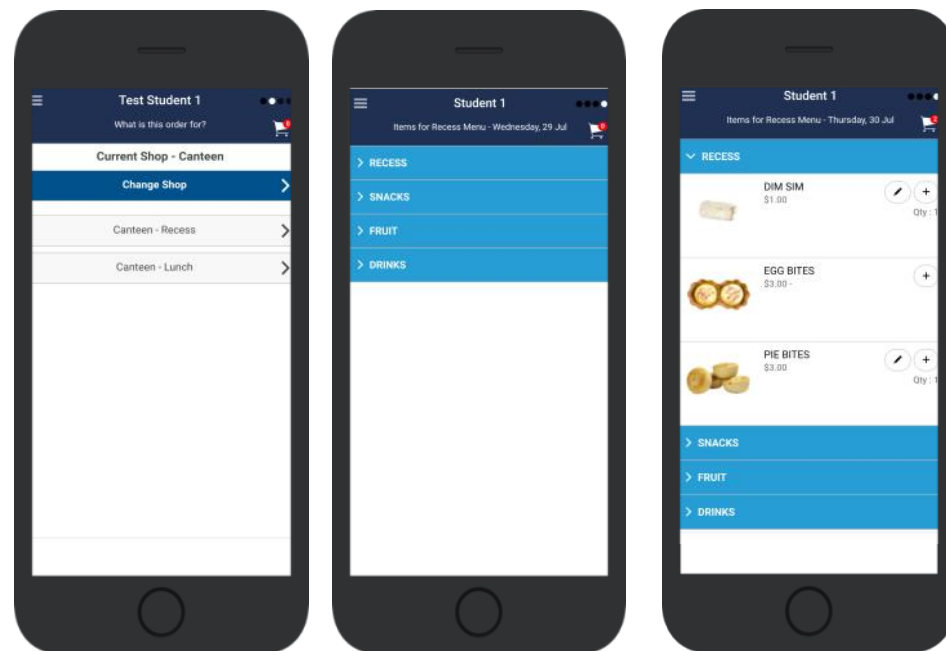



Login into the Killester Shop Account

- ⇒ Browse to <https://shop.killester.vic.edu.au>
- ⇒ Choose the shop you wish to purchase from.
- ⇒ Choose either **Parent Login** or **Student / Staff Login**
- ⇒ Parents use your **Email address** and **Password** to Login.
- ⇒ Students and Staff use your **Killester ID / Password** to Login.
- ⇒ Choose the child you wish to order for.

Choose Shop, Category, Item & Order Date

- ⇒ Select item you wish to order, from either **Canteen** or **Other**.
- ⇒ If applicable choose the **Date** you wish to place the order for.
- ⇒ Browse the different categories in the chosen shop.
- ⇒ You can also use a desktop computer to place orders.



Need Help? support@cdfpay.org.au



Placing an Order & Checkout

- ⇒ Select the item/s you wish to order by pressing +
- ⇒ Your shopping cart will update with each item.
- ⇒ Choosing the Shopping Cart allows you to complete purchase.
- ⇒ Select **Summary & Checkout** to make payment.
- ⇒ Review your order and choose **Pay** to complete purchase.
- ⇒ Choosing **Cancel** will remove items places in the cart.

Complete Payment—Account Balance or Bank Payment

- ⇒ Choose either **Account Balance** or **Card Payment**
- ⇒ **Note:** There may be an account balance if an order has been cancelled in the past.
- ⇒ Select your preferred payment method and select **PAY**.
- ⇒ A receipt will be generated confirming your purchase.

