

ST PATRICK'S SCHOOL

Prep 2027 Information Evening

ACKNOWLEDGEMENT OF COUNTRY

We at St Patrick's School Mentone acknowledge the Bunurong people of the Kulin Nation as the traditional custodians of the land on which our school stands.

We pay our respects to their Elders past, present, and emerging, and recognise their continuing connection to this land, its waters, and our shared community.

PRAYER

Gracious God,

Thank you for the wonderful children You have entrusted to our care, and for gathering their families here tonight.

We ask for Your blessing upon each child as they take their first exciting steps into school. Fill them with curiosity, courage, and a love for learning. Help them to build new friendships and to feel safe and cherished in our community.

We also pray for their parents, who watch them embark on this new journey. Whether this is their first, second, or only child starting school, grant them peace and joy as they share in this milestone.

We are so looking forward to partnering with these families, getting to know each child's unique gifts, and celebrating all the 'firsts' they will encounter this year.

Guide our school community in warmth, partnership, and faith.

We ask this in Your name, Amen.

INTRODUCTIONS

Pat Berlingeri

Principal



Anthony Speranza

Deputy Principal/

Teaching Learning

Leader



Joelle Diakrousis

Deputy Principal/

Learning Diversity

Leader



INTRODUCTIONS

Prep 2027 Teachers



Charlotte Spence

(Prep CS)



Kristi Lenton

(Prep KL)



Laura Smith

(Prep LS)

INTRODUCTIONS

Ann Easton

Office Administration



Christine McMahon

Office Administration



Fr Justin Ford

Parish Priest



WELCOME

P & F representatives:

Maria Hogan (co-president)

Jess Maya





THE PREP LEARNING JOURNEY

A typical week in Prep...

	Monday	Tuesday	Wednesday	Thursday	Friday
8:45 - 9:30	Initialit	Initialit	Initialit	Initialit	Initialit
9:45 - 11:00	English (reading/writing)	English (reading/writing)	English (reading/writing)	English (reading/writing)	Maths
11:05 - 11:45	**Recess**	**Recess**	**Recess**	**Recess**	**Recess**
11:45 - 12:30	Maths	Digitech/Sport/STEM	Maths	Music/Italian/Art	Library
12:30 - 1:15	Maths	Digitech/Sport/STEM	Inquiry	Music/Italian/Art	Wellbeing
1:15 - 2:05	**Lunch**	**Lunch**	**Lunch**	**Lunch**	**Lunch**
2:05 - 3:15	Prep movement	Digitech/Sport/STEM	Inquiry	Music/Italian/Art	Religion

THE PREP LEARNING JOURNEY

Core Learning

English

- InitiaLit phonics programme is a systematic literacy program that explicitly teaches phonics, vocabulary, oral language, and comprehension
- We begin learning the letter-sound combinations m, s, t, a
- Learn what makes a sentence by reordering sentence strips, before progressing to fill-in-the-blank activities and writing our own sentences using taught sounds. Activities are linked to storybooks and weekend recounts

Core Learning

Mathematics

- The Ochre Maths resource is designed around explicit instruction, encouraging students to learn concepts in a group and apply them independently
- Students participate in a range of individual, partnered and small group activities each week, that are relevant to the current topic
- Each day we complete a number fluency activity, usually game based, to support number sense

THE PREP LEARNING JOURNEY

Core Learning

Inquiry

- Term 1 - Civics and Citizenship (personal, social and community health)

(if you could bring a family photo during the interview days that would be great!)

- Term 2 - Physical Science
- Term 3 - Community Histories
- Term 4 - Biological Science

Core Learning

Religion

- Students become familiar with protocols around Prayer
- Students learn that God loves us all
- Students become familiar with Lent and Holy Week

Wellbeing

- Focus on developing strategies to effectively manage emotions
- Focus on strengthening existing friendships and building new relationships



THE PREP LEARNING JOURNEY

The students have access to iPads and are allocated a number. They will use them in Digitech as well as for classwork. Please check SeeSaw regularly and feel free to like and comment.

Seesaw will assist you in:

- receiving updates of your child's learning and time at school
- provide an online journal of some of the tasks completed in class
- photos and videos of various activities throughout the year





Seesaw

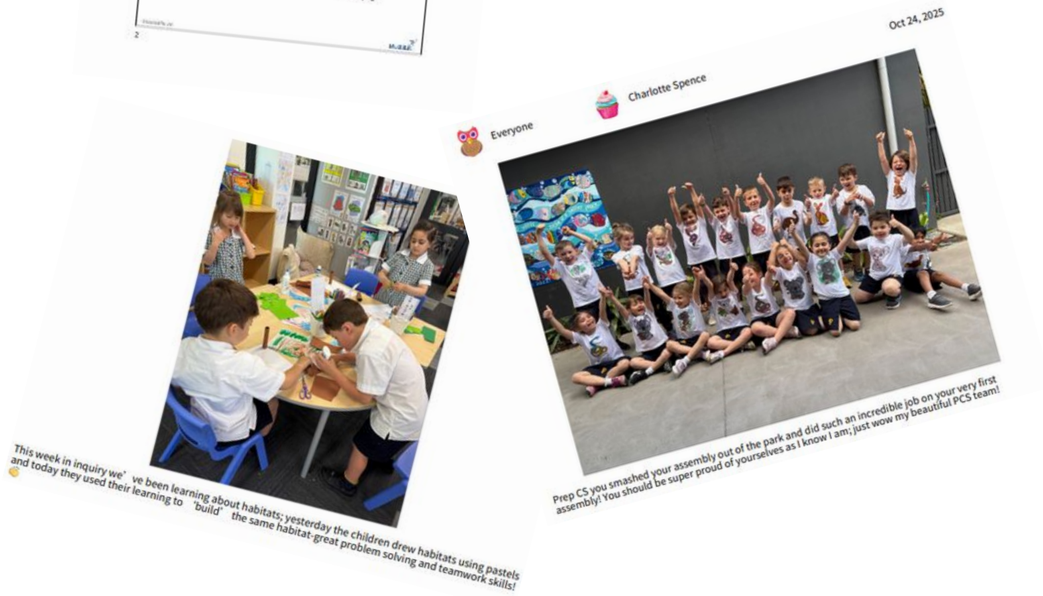

SPECIALISTS











PE - Colin Edwards

Visual Arts - Jen Brown

Performing Arts - Susan Williams

Italian - Marianne Bassily

STEM - James Daidone

eLearning - Brodie Ross

TAKE HOME BOOKS

Term 1

Students will be given picture story books. We encourage you to read these books to your child to model good reading behaviours. There are comprehension questions inside for you to ask them. However, if your child is reading we will send home readers.





Term 2

Students will be given their ‘take home books’.

Please refer to the information booklet for further information.

PREPARING YOUR CHILD FOR SCHOOL







HOW YOU CAN SUPPORT YOUR CHILD WITH A SCHOOL ROUTINE

What to pack for school

- Snack/morning tea and lunch - lunch box and any/all containers labelled
- Drink bottle – labelled
- Green reading bag for home reading books, notes, loose leaf work and library books
- Personal sunscreen labelled (optional) - to be kept in bag and able to apply themselves
- School hat – Terms 1 and 4.
- Labelled change of clothes (underwear and socks)

HOW YOU CAN SUPPORT YOUR CHILD WITH A SCHOOL ROUTINE

Eating Times

Talk to your child/children about: what will be packed, how to open/close containers and knowing what to eat and when.



- Ensure child can unwrap or open all containers
- Drink bottles and bubblers
- We encourage ‘nude food’
- Encourage no nuts as there are students with allergies

HOW YOU CAN SUPPORT YOUR CHILD WITH A SCHOOL ROUTINE

Bathroom breaks

- Discuss how your child will use the toilets at school.
- For boys: familiarise them with urinals
- Students will be given regular times to go throughout the school day
- Know how to ask the teacher politely
- Prepare for accidents - change of underwear, socks etc!

HOW YOU CAN SUPPORT YOUR CHILD WITH RESPONSIBILITY

- Encourage your child to carry their own bag by using lines such as “I’ve been to school already, now it’s your turn.”
- Please name your child’s belongings – it makes it a lot easier to return clothing/items if they are clearly named.
- Students should be able to dress themselves independently:

1. Putting on/taking off school shoes and socks.
2. Putting on jumpers, art smocks and rain coats.
3. Turning jumpers around the right way.

HOW YOU CAN SUPPORT YOUR CHILD WITH MORNING DROP-OFF

- A great day at school starts at home
- Be on time
- Assist your child with locating their bag locker
- Establish a clear drop off routine with them
- A quick “goodbye” is best. If your child becomes upset, please do not prolong the farewell. They will be well looked after, and we will call you if there are any problems.
- Be positive about school

FIRST FEW WEEKS OF SCHOOL



- Students will be tired.
- Students need to be at school each day
- Please do not send a sick child to school
- Speak to your child's teachers about any concerns
- Regularly check communication from school

BUDDY PROGRAM









- Prep students will be partnered with a Year 5 2027 student next year.
- They will find out their buddy a few weeks into the year.

PREP 2027 ORIENTATION

PREP ORIENTATION SESSIONS

Tuesday 17th November: 9:00 - 10:45 am

Tuesday 24th November: 9:00 - 10:45 am

Children will meet in the hall before heading over to the Prep classrooms.



PREP ORIENTATION SESSIONS - WHAT TO EXPECT

- Students will participate in two orientation days.
- Teachers will be looking at who works well with each other.
- Student groupings will change each orientation session.
- We take into consideration the students kinder notes and observations during orientations when selecting groupings.
- You will find out the prep classes and their teacher in December.

HELPFUL HINTS



- First day photos or videos are best taken at home
- Let your child talk about the day in their own time and in their own way
- Get to know some of the other parents
- If you have any concerns about anything, talk to us
- Food policy and birthdays

ENJOY BEING A PREP PARENT!!



ADMINISTRATION









UNIFORM

- Students houses will be the colour of your folder. Please make sure you buy your sports top with the correct colour stripe.
- Examples of the uniform are down the back.
- PSW provide our uniform and their details are in the handbook.
- You can go to the PSW website and make a booking for a fitting of the uniform or click and collect.
- Second hand uniforms will be available for purchase on the first orientation morning - $5 per item, cash only!

Girls' Summer Uniform	Girls' Winter Uniform	Girls' Sport Uniform
Girls' Summer Dress 	Girls' Winter Tunic/skirt (wool blend) 	School Rugby Jumper 
Wool Blend School Jumper 	Girls' Winter Trouser 	School Track Pants 
Girls white ankle socks	Blouse (Peter Pan collar) Long Sleeve White 	Navy Polo Shirt with vertical Stripe (house colour) 
School hat with logo 	School Tie 	Sport skort or sport shorts 
Black school shoes 	Tights (Navy) or socks 	
	Scarf (Navy) and Beanie (can be worn all year round) 	
	Wool Blend School Jumper 	
	Blue School Jacket (with logo) (can be worn all year round) 	

(Check your handbook for the uniform guide)

Boys' Summer Uniform	Boys' Winter Uniform	Boys' Sport Uniform
Boys' short sleeve shirt with logo 	Long Sleeve White Shirt	School Rugby Jumper 
Unisex Navy Gabardine Short 	Navy Winter Pants 	School Track Pants 
Wool Blend School Jumper 	School Tie 	Blue Polo Shirt with vertical Stripe (house colour) 
School Socks 	School Socks 	Sport Shorts 
School hat with logo 	Scarf (Navy) and Beanie (can be worn all year round) 	White Socks
Black school shoes 	Wool Blend School Jumper 	Runners (can be any colour) 
	Blue School Jacket (with logo) (can be worn all year round) 	

DATES FOR 2027

Week 1

- Thurs 28th, Fri 29th, Mon 1st and Tues 2nd Feb - Prep 1:1 Interview Days

A booking link will be sent to you via email to book on 'SOBS' for those first 4 days. Students will meet with their teacher, for a 1:1 session which includes some literacy and maths assessment. Afterwards parents will meet with the teacher to discuss information pertinent to their child.

Week 2

FIRST DAY OF SCHOOL - Wednesday 3rd February (1:00pm finish)

From Thursday 4th February they attend school FULL TIME.



MEDICAL



Epipen / Asthma inhalers will need to be brought to school with an Action Plan on the first day so we can store them in our First Aid room.

(Please also bring to the orientation sessions as well)

LUNCH ORDERS



- Canteen days are: Wednesday and Thursday.
- Please note that the cut-off for all orders is at 11:00 pm the night before. No orders can be made on the day of the canteen.
- Order online via the app - CDF Pay.
- Anna (Healthy Hut)- 0450 079 313

KEEPING UP TO DATE





Seesaw



CDF pay™







sobs

OUTSIDE SCHOOL HOURS CARE (OSHC)

Before and after School care is operated by MACSEYE

There is a leaflet in your coloured folder to have a look through

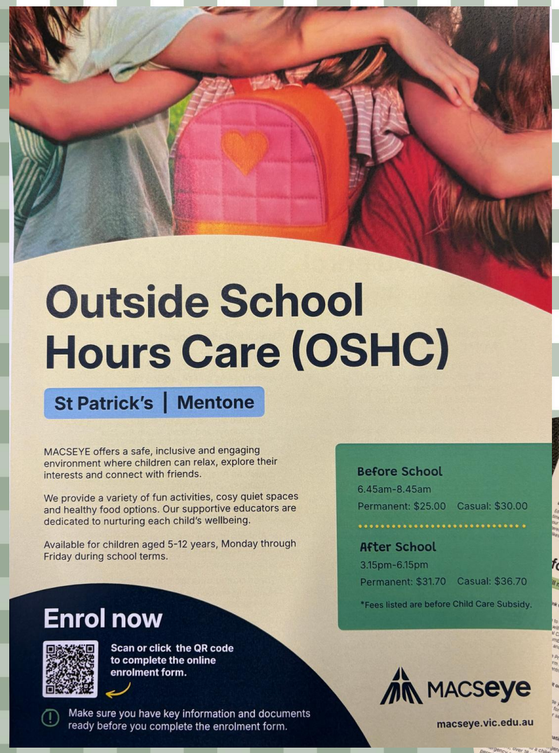



ST. PATRICK'S SCHOOL MENTONE

CHRISTUS IN CORDE OMNIUM

ANY QUESTIONS?

ST. PATRICK'S SCHOOL MENTONE

CHRISTUS IN CORDE OMNIUM

THANK YOU