


VISUAL ART TERM 2 2026

This term, some art activities will complement the classroom topic, others will focus on skills, elements of art and artists as inspiration to create artworks.

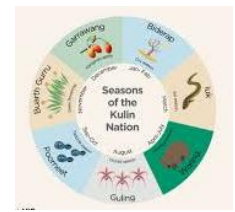
Prep: Students will learn about portraits, identifying facial features and senses, making faces from cut up photos and collagraph faces from cardboard shapes. They will then explore movement by experimenting with paint and implements to apply and move it around. Body part cut outs will be put together to make action figures.



Year 1: Students will continue from last term learning about the Kulin Nation people's observation of the seasons, watching plants animals and the weather. They will record pictures to match the seven seasons in a fold out strip. They will create some Autumn related art of leaves and trees, and paintings responding to experiences and memories about water, inspired by First Nation artist Sally Gabori.



Year 2: Students will also revisit their learning about the Boon Wurrung people through stories and maps of the local area, noting changes due to the built environment and what has remained natural. They will learn about the seven Kulin nations seasons, drawing illustrations for each.

They will then learn about 'onomatopoeia', making a word come to life by using shape and texture to illustrate the sound.



Year 3: Students will continue with projects from Term 1, making an item from shrink plastic. They will then make artworks based on landmarks from around Australia. Following that on the theme of soil and rocks to tie in with class topic, students will make a "fossil" impression in clay and a collage of an ant colony.

Year 4: Students will explore the experiences of First nations peoples through artworks depicting events such as British arrival and settlement. They will learn about the First Fleet, making illustrations and a model of a ship. Next the students will cut shapes from foam and make stamps to use on an Acknowledgement of Country poster.



Year 5: Students will complete artworks depicting an historic building and a Gold Rush scene. They will then explore Aboriginal Dreaming stories and Torres Strait Islander legends that explain the formation of landscapes and landforms, using these as inspiration for further artworks. Additionally, the flower sculptures of First Nations artist Brian Robinson will inspire the design of paper flowers.

Year 6: After completing work from Tem 1, students will expand the theme of animal adaptation by creating a creature sculpture inspired by "Alebrijes" from Mexico, which are imaginary creatures that combine elements of various animals (real or mythical). Following that they will explore Andy Warhol's 'Endangered Species' series, choosing their own animal to create in that style.

