

Historical NAPLAN Comparisons: - 5 Year Mean (2015-2019)

St James compared to Victorian Schools & Similar Schools

NAPLAN data from 2015 to 2019, would suggest that the students at St James school, Brighton, compared to the **Victorian** five year mean, are working at the following levels:

	Reading	Writing	Spelling	Grammar	Numeracy
Year 3	Well Above Average +35.2 points	Well Above Average +21.6 points	Well Above Average +16.6 points	Well Above Average +15.2 points	Well Above Average +26 points
Year 5	Well Above Average +21.6 points	Well Above Average +16.6 points	Above Average +5.8 points	Well Above Average +28 points	Well Above Average +17.4 points

NAPLAN scores at St James are well above average in all domains, except Year 5 Spelling, compared to the Victoria five year mean. Scores between 2015-2019 are usually well above the Victorian average.

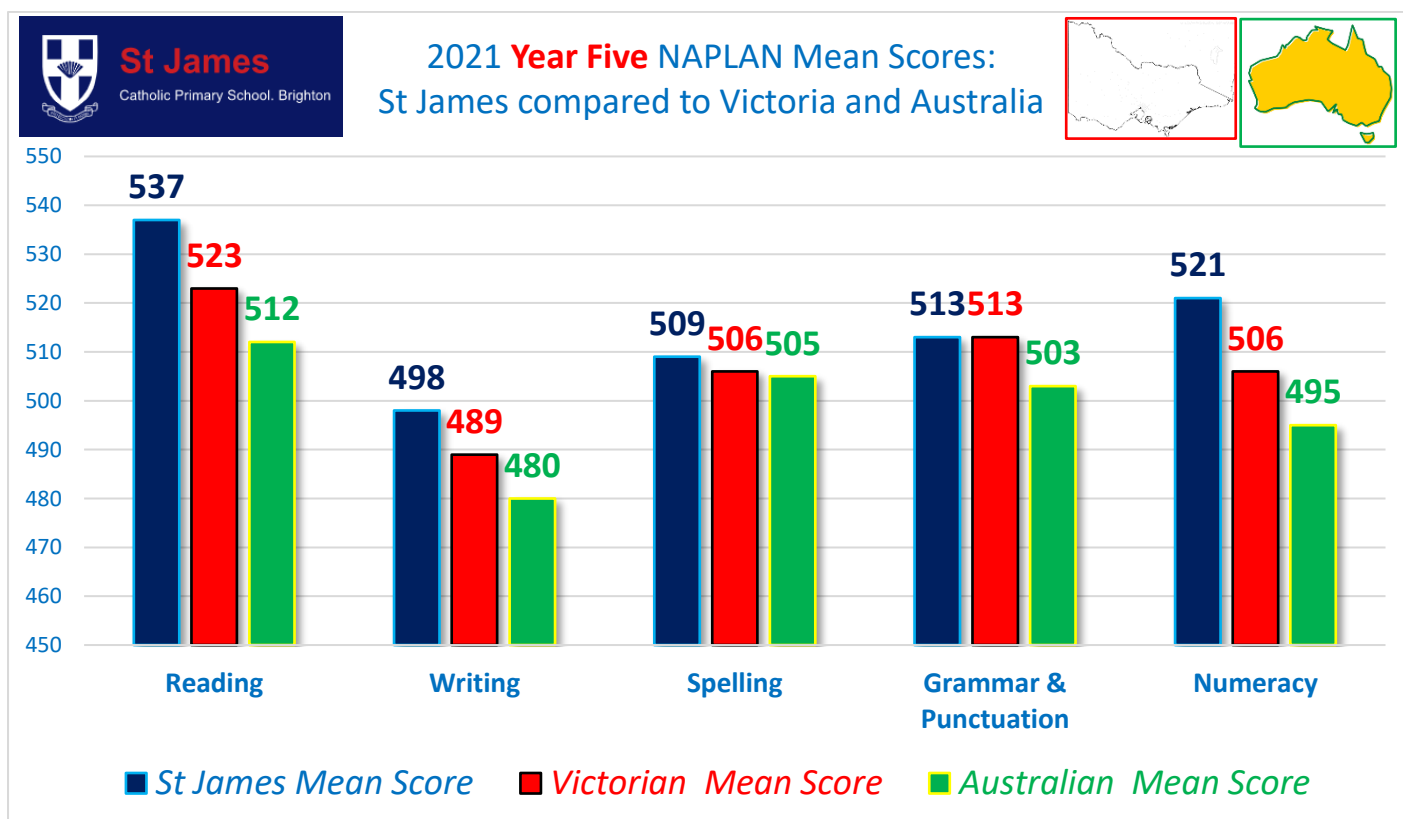



NAPLAN Summary 2021 for St James School, Brighton

We are pleased to celebrate excellent growth and achievement among our Year 3 and Year 5 learners, as reflected in our recent results from NAPLAN tests conducted earlier this year. The pleasing 2021 NAPLAN results indicate a particular strength in reading and maths.

This growth was especially satisfying and affirming for the teachers, considering the impact and challenges associated with COVID restrictions and cycles of lockdown. We acknowledge these terrific results are also testament to the marvellous partnership between school and home, especially during the on-line home learning sessions in 2020.

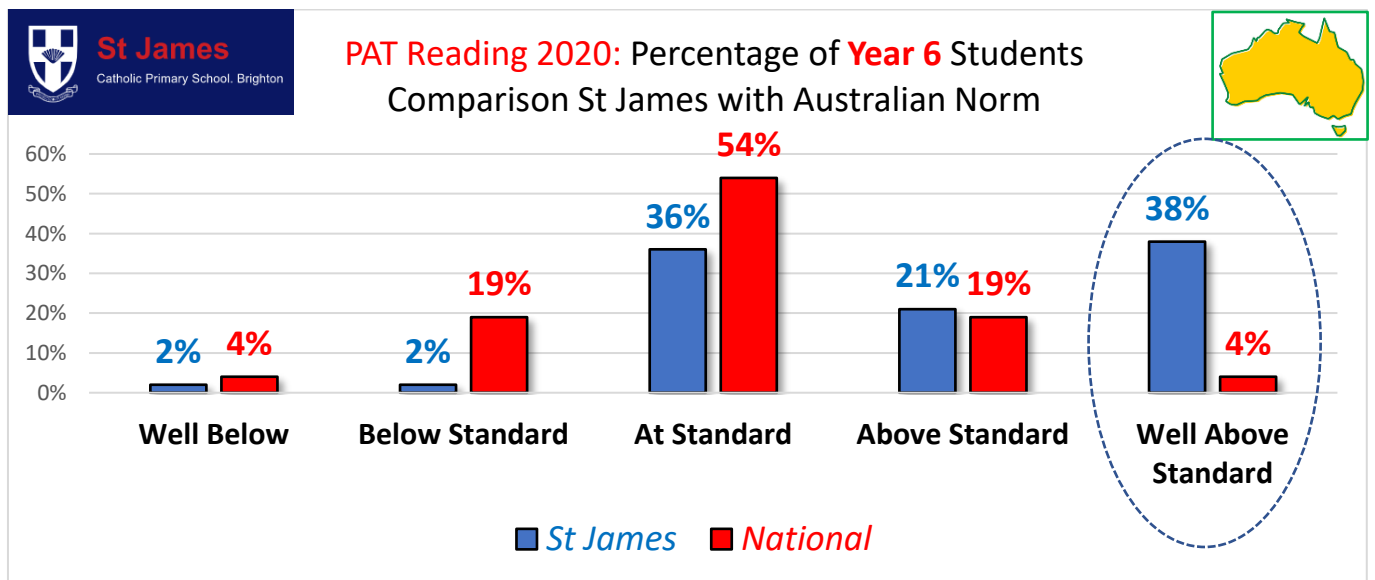
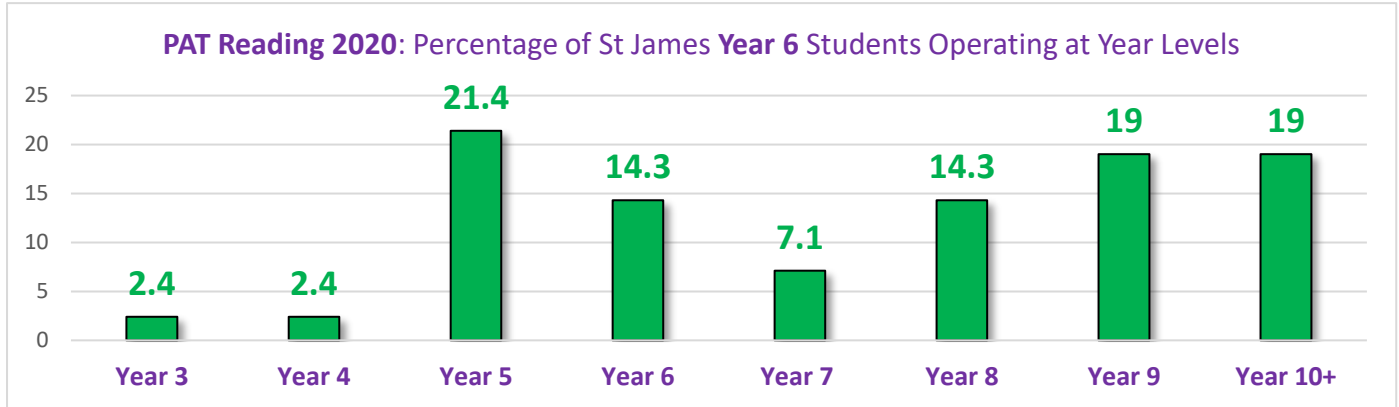
In a nutshell, the Year 3 results suggest that St James' students are operating approximately a term ahead of the Victorian average and about two terms ahead of the national mean. Our Year 5 results indicate that St James' students are operating approximately 2 terms ahead of the Victorian average and almost 3 terms ahead of the national mean, in both reading and maths.



PAT Reading 2020 at St James School, Brighton

PAT reading results from 4th term 2020, indicate that the students at St James are growing and achieving at a very high standard, compared to the National norms. For instance, the 96% of the graduating Year 6s were at/above standard in reading, compared to the Australian benchmark of 60%.

PAT reading test results in the senior area of the school suggest that many of the students at St James are achieving very high results which indicate there are operating several year levels ahead of their actual year level. The percentage of students at St James who operate in the higher echelons of percentiles in reading is higher than most schools in Australia.



These results vindicate and affirm literacy learning and teaching practices from F-6 at St James, over the past seven years.

