
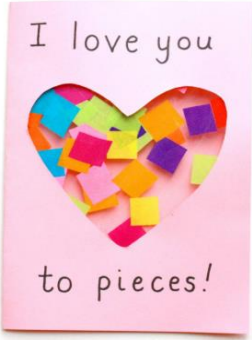





Father's Day Choice Board

OPTION 1	OPTION 2	OPTION 3	OPTION 4	OPTION 5
<p>Origami Shirt & tie greeting card OR Superhero card</p> 	<p>Pop art inspired 'Dad' Card</p> 	<p>World's BEST Dad pop-up card</p> 	<p>Icy pole stick wall hanging</p> 	<p>Award ribbon</p> 
<p>Directional Video Shirt and tie card: https://www.youtube.com/watch?v=2Okbh2fiTQk</p> <p>Superhero card: https://www.youtube.com/watch?v=rjscX3c9jYI</p> <p>Materials:</p> <ul style="list-style-type: none"> • Glue • Scissors • 2 coloured pieces of card • Coloured textas 	<p>Directional Video https://www.youtube.com/watch?v=UO2939cOfc</p> <p>Materials:</p> <ul style="list-style-type: none"> • White paper or card • Grey lead pencil • Coloured pencils/textas • Ruler (optional) 	<p>Directional Video https://www.youtube.com/watch?v=AXGLVaJsDpl</p> <p>Materials:</p> <ul style="list-style-type: none"> • White paper or card • Grey lead pencil • Coloured pencils/textas • Scissors • glue 	<p>Directional Video https://www.craftsbyria.com/easy-fathers-day-craft-ideas-kids/</p> <p>Materials:</p> <ul style="list-style-type: none"> • 10 icy pole sticks • Twine/string or ribbon • PVA glue • Hot glue gun preferred. • Coloured textas 	<p>Directional Video https://www.youtube.com/watch?v=JJlvTKE-pa4</p> <p>Materials:</p> <ul style="list-style-type: none"> • 2 Coloured paper/card • Scissors • Glue • Coloured textas

OPTION 6	OPTION 7	OPTION 8	OPTION 9	OPTION 10
<p>'I love you this much' card</p> 	<p>'I love you to pieces' card</p> 	<p>Surprise Message- Pull tab origami envelope card</p> 	<p>How to draw a #1 Dad trophy</p> 	<p>Home-made clay tray</p> 
<p>Directional Video</p> <p>https://www.youtube.com/watch?v=fL-Csi3S9R0</p> <p>Materials:</p> <ul style="list-style-type: none"> • Hand template • Grey lead pencil • 2 coloured pieces of card • Scissors • Glue • Coloured textas 	<p>Directional Video</p> <p>https://www.youtube.com/watch?v=LIP1EkclNog</p> <p>Materials:</p> <ul style="list-style-type: none"> • Coloured paper/card • Scissors • Glue • Contact paper • Coloured textas 	<p>Directional Video</p> <p>https://www.youtube.com/watch?v=Hh-4x9x2tOI</p> <p>Materials:</p> <ul style="list-style-type: none"> • White paper • Coloured textas 	<p>Directional Video</p> <p>https://www.youtube.com/watch?v=tXQK-TNatcE</p> <p>Materials:</p> <ul style="list-style-type: none"> • White paper • Grey lead pencil • Coloured pencils & textas 	<p>Directional Video</p> <p>https://www.familyeducation.com/fun/clay/homemade-clay-recipes: HOW TO MAKE CLAY</p> <p>https://www.youtube.com/watch?v=vYdY3nEED4M: HOW TO MAKE A TRAY</p> <p>Materials:</p> <ul style="list-style-type: none"> • 2 cups salt • 2/3 cups water • Saucepan • 1 cup cornstarch • 1/2 cup cold water <p>Household clay tools as necessary (e.g. rolling pin, knife, skewer, fork etc)</p> <p>If you have access to air dry clay, this can be used in place of making your own clay.</p>

