



COMBINED SINGLE / DOUBLE NAME PAVER & HAND DRAWN IMAGE TEMPLATE

Burke Ward Public School

Celebrating 125 years! Offer ends on Friday 8 May 2020.



OFFER 1: \$18.59 GST incl SINGLE PAVER

Your purchase entitles you to have your name engraved into a paver as a permanent record of your valued support. The paver will be permanently installed in

125 year garden

proudly showing your support.

See page 2 for paver forms.



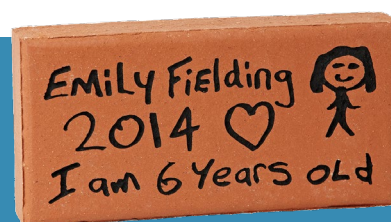
OFFER 2: \$46.75 GST incl DOUBLE PAVERS

Your purchase entitles you to have your names engraved into two pavers as a lasting record of your valued support. The pavers will be permanently installed in

125 year garden

proudly showing your support.

See page 2 for paver forms.



OFFER 3: \$21.45 GST incl HAND DRAWN PAVERS

Your purchase entitles you to have your hand drawn image engraved into a paver as a lasting record of your valued support. The paver will be permanently installed in

125 year garden

proudly showing your support.

See page 3 for hand drawn template.

Simply fill out this form and return along with full payment by cheque, cash or money order to:
{Alternatively, call 08 80884700 to make a credit card payment over the phone}.

Burke Ward Public School,
185 Rakow Street,
Broken Hill NSW, 2880

Contact Name

Phone

()

Street

City

State

Post Code

☐ Offer 1

☐ Offer 2

☐ Offer 3

Our Donation

\$

Offer closes on Friday 8th May 2020

Please copy and pass on to any friends & family.
WE NEED YOUR SUPPORT!

SIGNATURE
— ENGRAVING —

© 2019 Signature Engraving - www.signature-engraving.com.au v:2.0



COMBINED SINGLE / DOUBLE NAME PAVER & HAND DRAWN IMAGE TEMPLATE

ENGRAVING DETAILS

LINE 1	<input type="text"/>	<input type="text"/>	<input type="text"/>	<input type="text"/>	<input type="text"/>	<input type="text"/>	<input type="text"/>	<input type="text"/>	<input type="text"/>	<input type="text"/>	<input type="text"/>	<input type="text"/>	<input type="text"/>	<input type="text"/>	<input type="text"/>
LINE 2	<input type="text"/>	<input type="text"/>	<input type="text"/>	<input type="text"/>	<input type="text"/>	<input type="text"/>	<input type="text"/>	<input type="text"/>	<input type="text"/>	<input type="text"/>	<input type="text"/>	<input type="text"/>	<input type="text"/>	<input type="text"/>	<input type="text"/>
LINE 3	<input type="text"/>	<input type="text"/>	<input type="text"/>	<input type="text"/>	<input type="text"/>	<input type="text"/>	<input type="text"/>	<input type="text"/>	<input type="text"/>	<input type="text"/>	<input type="text"/>	<input type="text"/>	<input type="text"/>	<input type="text"/>	<input type="text"/>

MULTIPLE PAVER – MAX 14 CHARACTERS PER LINE

Please print clearly using ALL CAPITAL LETTERS. Three lines per paver.
Each box represents a character (letter, number, punctuation mark or space). No hand drawings.

PAVER 1	LINE 1	<input type="text"/>	<input type="text"/>	<input type="text"/>	<input type="text"/>	<input type="text"/>	<input type="text"/>	<input type="text"/>	<input type="text"/>	<input type="text"/>	<input type="text"/>	<input type="text"/>	<input type="text"/>	<input type="text"/>	<input type="text"/>
	LINE 2	<input type="text"/>	<input type="text"/>	<input type="text"/>	<input type="text"/>	<input type="text"/>	<input type="text"/>	<input type="text"/>	<input type="text"/>	<input type="text"/>	<input type="text"/>	<input type="text"/>	<input type="text"/>	<input type="text"/>	<input type="text"/>
	LINE 3	<input type="text"/>	<input type="text"/>	<input type="text"/>	<input type="text"/>	<input type="text"/>	<input type="text"/>	<input type="text"/>	<input type="text"/>	<input type="text"/>	<input type="text"/>	<input type="text"/>	<input type="text"/>	<input type="text"/>	<input type="text"/>

PAVER 2	LINE 1	<input type="text"/>	<input type="text"/>	<input type="text"/>	<input type="text"/>	<input type="text"/>	<input type="text"/>	<input type="text"/>	<input type="text"/>	<input type="text"/>	<input type="text"/>	<input type="text"/>	<input type="text"/>	<input type="text"/>	<input type="text"/>
	LINE 2	<input type="text"/>	<input type="text"/>	<input type="text"/>	<input type="text"/>	<input type="text"/>	<input type="text"/>	<input type="text"/>	<input type="text"/>	<input type="text"/>	<input type="text"/>	<input type="text"/>	<input type="text"/>	<input type="text"/>	<input type="text"/>
	LINE 3	<input type="text"/>	<input type="text"/>	<input type="text"/>	<input type="text"/>	<input type="text"/>	<input type="text"/>	<input type="text"/>	<input type="text"/>	<input type="text"/>	<input type="text"/>	<input type="text"/>	<input type="text"/>	<input type="text"/>	<input type="text"/>

NAME PAVERS ARE:

- A unique and lasting record of your support;
- A creation of memories and milestones;
- A celebration of a wedding, new baby, birthday or anniversary;
- A tribute to someone special or a precious memorial to a loved one.

Offer closes on Friday 8th May 2020



HAND DRAWN TEMPLATE

ENGRAVING DETAILS

PLEASE FOLLOW THESE SIMPLE STEPS WHEN CREATING YOUR IMAGE.

1. ONE NAME PER PAVER.
2. Draw your image using a good quality medium thickness black marker pen (about 2mm thick).
eg Artline 70 'High Performance' marker.
Do not use a ballpoint pen, coloured text or pencils!
3. Make sure you rub out any pencil lines as these will show up on the finished paver.
4. Do not include computer-generated or pasted pictures.
The hand drawn image engraving process is set up to engrave hand drawn images only.


SAMPLE 1



THIS IS OK ✓

- Good clean writing
- Simple illustrations


SAMPLE 2



THIS IS NOT OK ✗

- Too many names
- Illustrations too detailed
- Information gets lost

SAMPLE 3



THIS IS NOT OK ✗

- Do not include computer-generated or pasted pictures
- The process is set up to engrave hand drawn images only

Administrator note: Please photocopy this page for your records, cut out the drawing below and send the ORIGINAL to Signature Engraving.

PHOTOCOPY THIS PAGE FOR EACH HAND DRAWN PAVER.

PLEASE ENSURE THAT YOUR DRAWING DOES NOT TOUCH OR GO OUTSIDE OF THE BORDER