For quicker, hassle-free school payments, try *Qkr!* today

Introducing *Qkr!* (pronounced 'quicker') by MasterCard: the easy-to-use phone app that gives you the flexibility to place orders at a time and place that suits you. *Qkr!*:

- Saves you time by letting you order and pay for school items directly from your phone;
- Reduces the need for your child to bring cash to school;
- Reduces the time school staff spend on administrative tasks

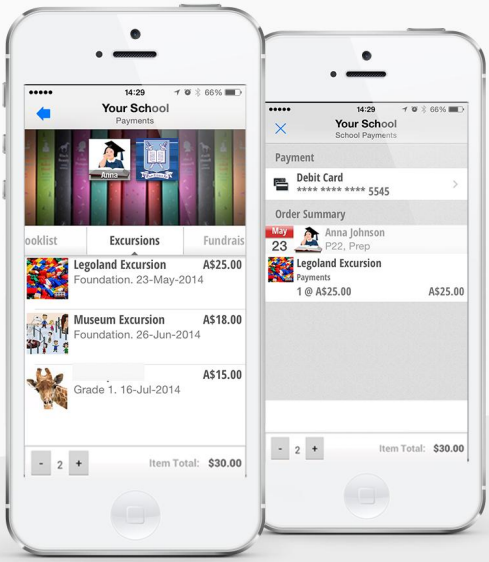

Getting started is easy – try it yourself today

Step 1 Download Qkr!

on your Android phone or iPhone. iPad users can download iPhone app

AVAILABLE FOR ANDROID Google play

AVAILABLE ON THE APP STORE

Step 2 Register

Select your Country of Residence as 'Australia' and follow the steps to register

Step 3 Find our school

Scan the QR code or search for our school name. Our school will also appear in "Locations Nearby" if you are within 4kms of the school

Step 4 Register your children

When first accessing your school menu, you will be prompted to register your child. This allows you to make school orders on their behalf.

Scan QR code provided by your school

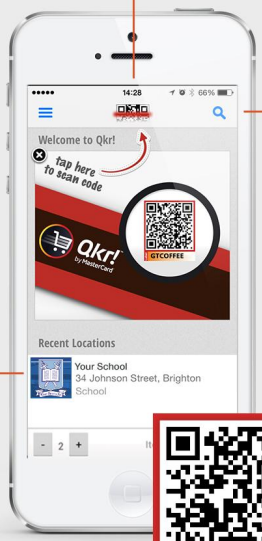

Or search for our school name

If within 4kms of the school, you can select from "Locations Nearby"

Code SPHS

Now you're ready to order directly from your phone...

Qkr! by MasterCard

Manage your children's details

add your child's details and photo

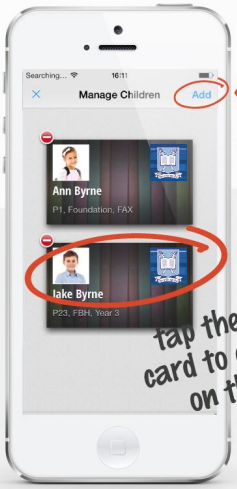

tap to add another child

tap the student card to edit details on that child

tap to show Manage Children option

Purchase school items

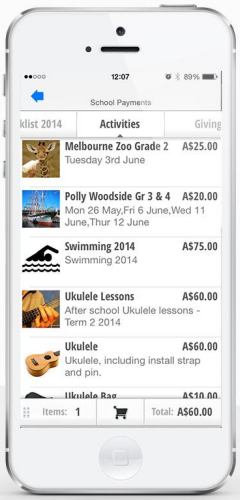

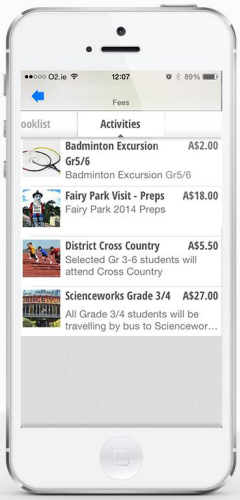

Add multiple payment cards

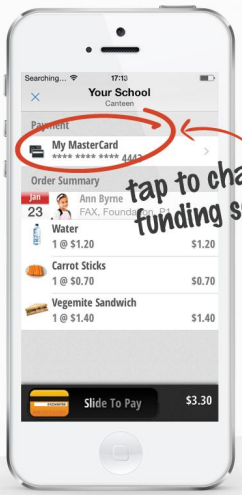

tap to change funding source

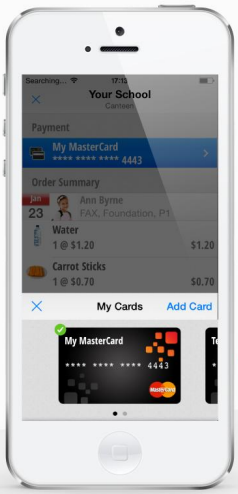

Add up to five cards to your Qkr! account

Pay with any scheme credit, debit or pre-paid card accepted by the school. At checkout, you can select from any of your registered cards.

Safe and Secure
MasterCard Technology

We want your feedback!

Please send your comments or suggestions on how the Qkr! service could be improved to the school office.