

ACC ATHLETICS

A DIVISION

SEPTEMBER • 16 • 2020
WA ATHLETICS STADIUM



PARTICIPATING SCHOOLS



CBC FREMANTLE

Charcoal singlet with college emblem on front. Bronze and green trim on side under arms. Black running shorts.



SACRED HEART COLLEGE

G: White top with red trim and school crest, black bloomers or shorts.

B: Red singlet with white piping and school crest in top left, red shorts.



MERCEDES COLLEGE

White top with green trim and green bike pants or shorts.



JOHN XXIII COLLEGE

Navy blue shorts, gold singlet with blue trim and school crest on top left side.



CHISHOLM COLLEGE

Teal singlet with red and white stripes, teal shorts.



ST BRIGID'S COLLEGE

Black running top with school crest, green and gold trim. black running shorts with green and gold trim.



CORPUS CHRISTI COLLEGE

Burgundy singlet with white and navy blue vertical side stripe, navy blue shorts.



PETER MOYES ACS

French navy blue, emerald green and yellow V-neck trim.



MAZENOD COLLEGE

Two panel singlet with chest and back blue, white underarms, school crest on front, blue shorts.



NEWMAN COLLEGE

Light blue singlet with blue trim down sides, blue shorts or skirt.



2019 WINNERS SACRED HEART COLLEGE

CARNIVAL DIVISIONS

A DIVISION 16/9/20

Sacred Heart College
Mazenod College
Mercedes College
Peter Moyes ACS
St Brigid's College
Corpus Christi College
Newman College
Chisholm College
John XXIII College
CBC Fremantle

C DIVISION 14/9/20

Mater Dei College
La Salle College
Seton College
Aranmore Catholic College
Mandurah Catholic College
St Stephen's School, Duncraig
Mercy College
Irene McCormack Catholic College

E DIVISION 9/9/20

John Paul College
Mandurah Baptist College
Carey Baptist College, Harrisdale
Frederick Irwin Anglican School
Bunbury Cathedral Grammar
Helena College
Ursula Frayne Catholic College
Quinns Baptist College

G DIVISION 7/9/20

Living Waters Lutheran College
St Joseph's, Albany
Foundation Christian College
South Coast Baptist College
Ellenbrook Christian College
Providence Christian College
Dale Christian College
Rehoboth Christian College

I DIVISION 3/9/20

St Mary Star of the Sea
St Andrew's Grammar
Strathalbyn Christian College
Fremantle Christian College
The King's College
Mother Teresa Catholic College
Immaculate Heart Catholic College
Australian Christian College

B DIVISION 17/9/20

John Septimus Roe ACS
Prendiville College
All Saints' College
St Mark's ACS
Nagle College
St Norbert College
Lake Joondalup Baptist College
Emmanuel Catholic College

D DIVISION 18/9/20

Servite College
Lumen Christi College
Kolbe Catholic College
Swan Christian College
St Mary MacKillop Catholic College
Kennedy Baptist College
Kingsway Christian College
Guildford Grammar School

F DIVISION 8/9/20

St Stephen's School, Carramar
Tranby College
Georgiana Molloy Anglican School
Peter Carnley ACS
John Wollaston
Swan Valley ACS
Holy Cross College
Court Grammar School

H DIVISION 4/9/20

Austin Cove Baptist
St Joseph's, Northam
Alkimos Baptist College
St George's Anglican Grammar School
Mundaring Christian College
Grace Christian School
Emmanuel Community Christian School
St James' Anglican School

J DIVISION 2/9/20

Edmund Rice College
Southern Hills Christian College
Clontarf College
Carey Baptist College, Forrestdale
Heritage College
St John Bosco College
International School of WA
Northshore Christian Grammar School

AGE CLASSIFICATION

A, B, C, D, E and F Division - U13, U14, U15, U16 and Open.

G, H, and I Division - U13, U14, U15 and Open.

J Division - U13, U14, and Open.

Junior categories include;

- U13, U14, and U15 - A to F divisions.
- U13 and U14 - G to J divisions.

Senior categories include;

- U16 and Open - A to F divisions.
- U15 and Open - G to I divisions.
- Open - J division.

All ACC carnivals use only one age cut-off date for age group classification. the age cut-off date is;

30th June for those born after 31st December 1996, i.e. born after 1996

Competitors are permitted to compete in one age group only, for all events.

A competitor who qualifies to compete in U14, but elects to compete in U15 for his or her FIRST EVENT, must remain in U15 for all other events, including relays.

TROPHIES

Trophies are awarded in the following categories for all carnivals;

Junior Boys Senior Boys Aggregate Boys

Junior Girls Senior Girls Aggregate Girls

Combined Aggregate

POST CARNIVAL

In conjunction with the 'Conditions of Participation' (Item 2.8), it is agreed that in the post carnival period, the ACC management will additionally scrutinize all results from the nine (10) carnivals. This stage of the scoring process represents the final determination of results. In the event that points scores differ from those announced at the carnival, the schools in turn involved will be notified. Trophies are then to be transferred using minimum process. the final point tallies will also be listed in the ACC's Year Book.

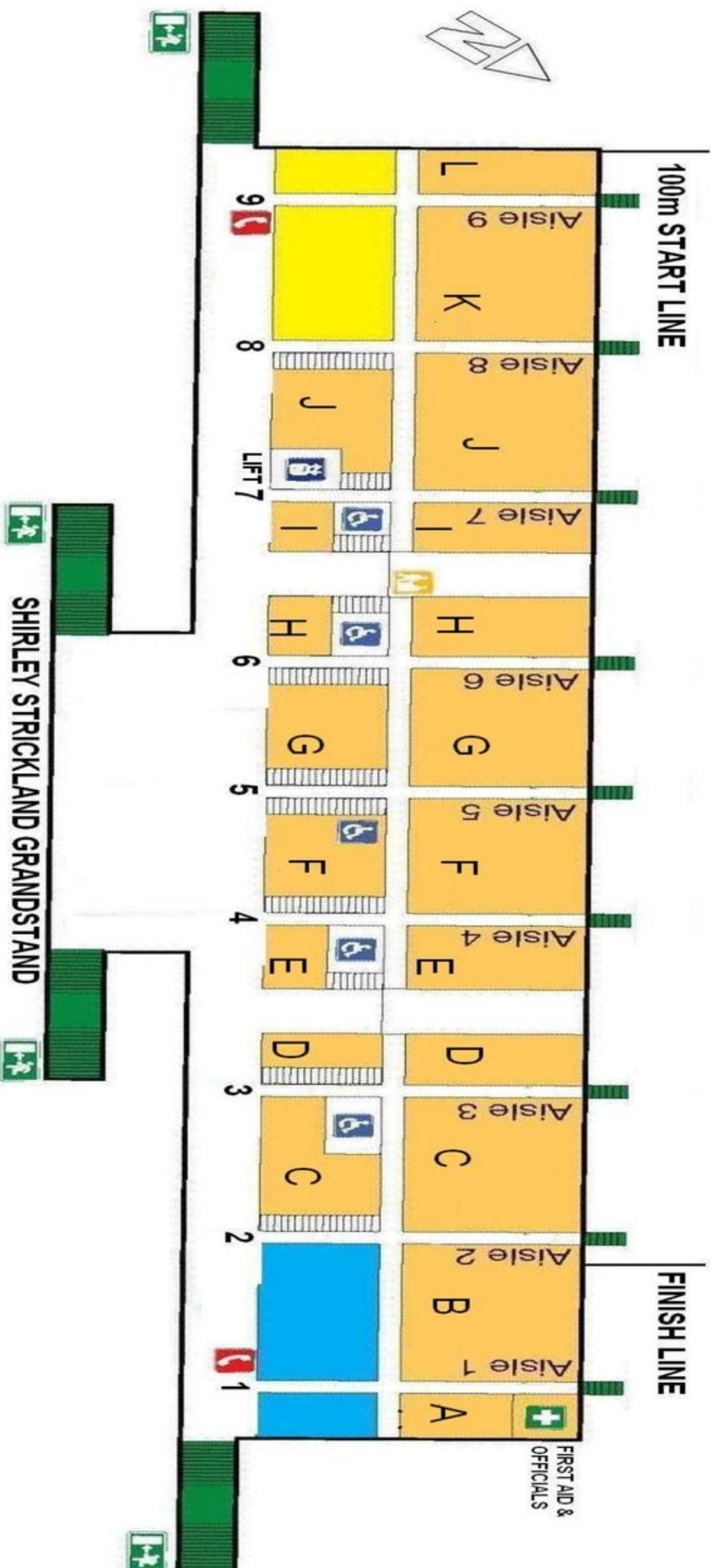
POINTS ALLOCATION

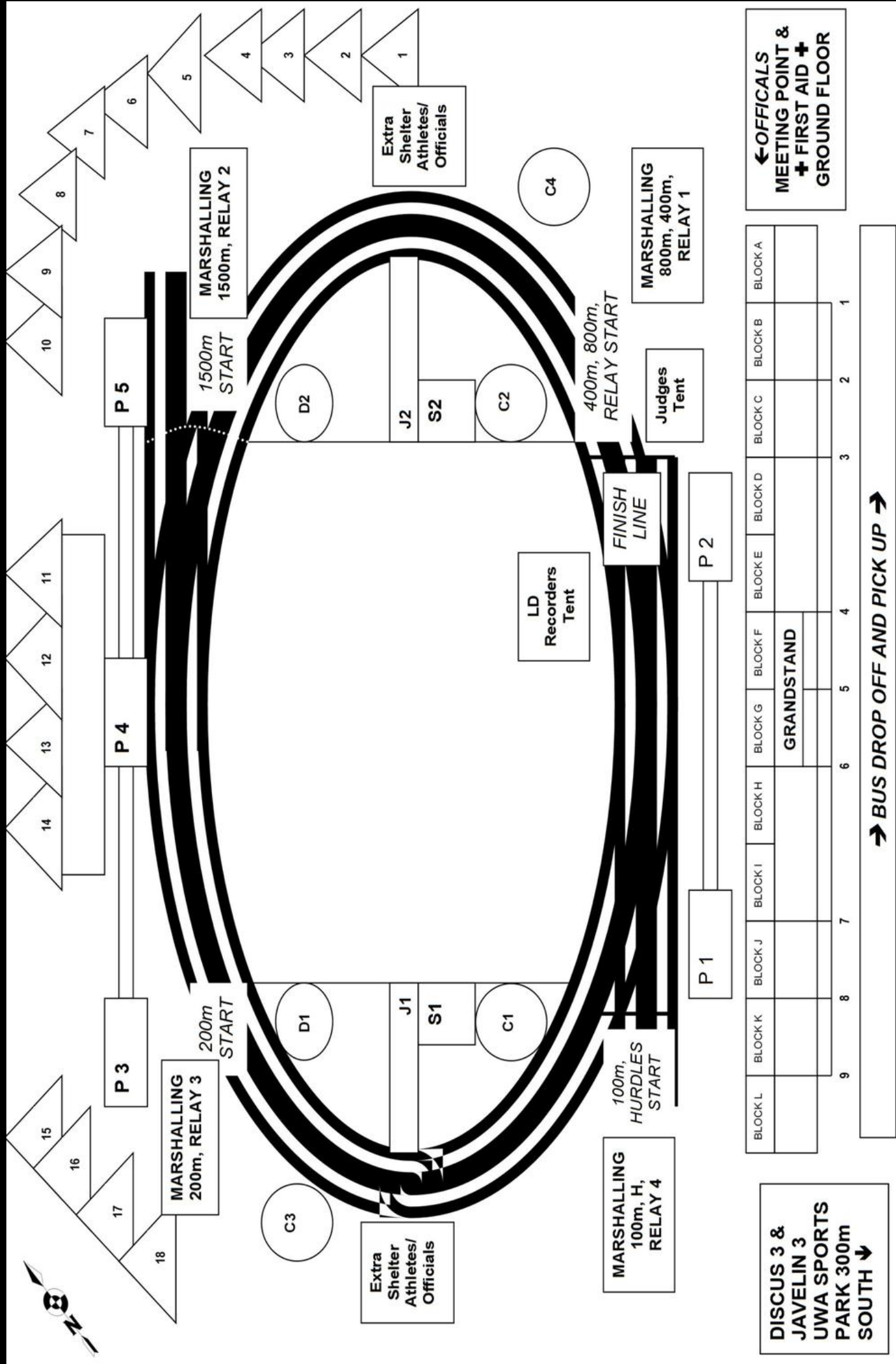
	1st	2nd	3rd	4th	5th	6th	7th	8th
Div I	12	11	10	9	8	7	6	5
Div II	8	7	6	5	4	3	2	1
Relays	24	22	20	18	16	14	12	10

Where draws occur, each competitor or team is awarded the higher points. the points for the lower of the positions are omitted. The points are not added together and averaged. A full analysis of performances and team results are available from the ACC website @ www.accsport.asn.au

SEATING ALLOCATION

A DIVISION	Block allocation - seating numbers in blocks (allow for natural boundaries)	Total Seat Allocation	Entry/Exit Aisle	Seating Numbers in blocks	Competitor Shade Sail	Exit Order
Chisholm	L 104 SEATS / K 200 SEATS	304	9	A 104, B 200, C 250, D 103, E 113, F 237, G 237, H 113, I 87, J 252, K 200, L 104	18 & 17	1
Mercedes	J 268 SEATS	268	8		16	2
Mazenod	No Seats	0			15	3
Sacred Heart	G 202 SEATS	202	6		13 & 14	4
Peter Moyes	F 200 SEATS (ROWS A-K)	200	5		11 & 12	5
CBC Fremantle	E 113 SEATS	113	4		10	6
Newman	F 37 SEATS (ROWS L-M REAR)	37	5		8 & 9	7
St Brigid's	D 103 SEATS (ROWS A-M)	103	3		7	8
Corpus Christi	C 175 SEATS (ROWS A-G)	175	2		5 & 6	9
John XXIII	A 104 SEATS / B 75 SEATS (ROWS F-H)	179	1		3 & 4	10
Parent/Public	B 125 SEATS (ROWS A-E) / C - VIP 75 SEATS / H 113 SEATS / I 87 SEATS / Grass Bank Sail 1 & 2	400	2		1 & 2	1





PROGRAM OF EVENTS

Event No.	Time	Gender	Age	Event	Div	Site	Record Holder	School	Result	Year
1	9:00	B	Open	Javelin 700g	I	J1	Jesse Schelfhout	La Salle College	65.86	2016
2	9:00	B	U15	Shot Put 4kg	II	C3	Jean-Charl Smith	Lake Joondalup BC	16.13m	2010
3	9:00	B	U15	Shot Put 4kg	I	C3	Jean-Charl Smith	Lake Joondalup BC	16.13m	2010
4	9:00	B	U16	High Jump	II	S1	Ben Piggott	Bunbury CC	1.95m	1994
5	9:00	B	U16	High Jump	I	S1	Ben Piggott	Bunbury CC	1.95m	1994
6	9:00	B	Open	High Jump	II	S2	Johnathan Chegwiddden-Jack	Seton College	2.02m	2016
7	9:00	B	Open	High Jump	I	S2	Johnathan Chegwiddden-Jack	Seton College	2.02m	2016
8	9:00	B	U14	Discus 1kg	II	D3	Robert Marchesi-Scott	Mazenod College	48.10m	2019
9	9:00	B	Open	Javelin 700g	II	J3	Jesse Schelfhout	La Salle College	65.86	2016
10	9:00	G	U13	Javelin 400g	I	J2	Siena Tonkin	Sacred Heart	36.73m	2018
11	9:00	B	U16	Shot Put 4kg	II	C4	Etienne Rousseau	Kingsway CC	18.21m	2018
12	9:00	B	U16	Shot Put 4kg	I	C4	Etienne Rousseau	Kingsway CC	18.21m	2018
13	9:00	G	U14	Long Jump	II	P3	Ashlee Glands	Kolbe College	5.46m	2013
14	9:00	G	U14	Long Jump	I	P3	Ashlee Glands	Kolbe College	5.46m	2013
15	9:00	B	U15	Long Jump	II	P4	Jake Balestra	John Septimus Roe	6.80m	2013
16	9:00	B	U15	Long Jump	I	P4	Jake Balestra	John Septimus Roe	6.80m	2013
17	9:00	G	U16	Long Jump	II	P5	Shermin Oksuz	Mercedes	5.56m	1999
18	9:00	G	U16	Long Jump	I	P5	Shermin Oksuz	Mercedes	5.56m	1999
19	9:00	G	U13	Hurdles	II		Sophie White	Tranby College	00:13.14	2014
20	9:04	G	U13	Hurdles	I		Sophie White	Tranby College	00:13.14	2014
21	9:05	G	U13	1500m	II		Rhianna Hepburn	St Mark's ACS	04.41.94	2017
22	9:05	G	U13	1500m	I		Rhianna Hepburn	St Mark's ACS	04.41.94	2017
23	9:08	B	U13	Hurdles	II		Ethan Luu	John Septimus Roe	00:12.73	2015
24	9:12	B	U13	Hurdles	I		Ethan Luu	John Septimus Roe	00:12.73	2015
25	9:13	B	U13	1500m	II		Luke Shaw	Kennedy Baptist	04:34.12	2014
26	9:13	B	U13	1500m	I		Luke Shaw	Kennedy Baptist	04:34.12	2014
27	9:16	G	U14	Hurdles	II		Sophie White	Tranby College	00:12.60	2015
28	9:20	G	U14	Hurdles	I		Sophie White	Tranby College	00:12.60	2015
29	9:21	G	U14	1500m	II		Kayla Van Der Linden	Corpus Christi	04.41.03	2017
30	9:21	G	U14	1500m	I		Kayla Van Der Linden	Corpus Christi	04.41.03	2017
31	9:24	B	U14	Hurdles	II		Ethan Luu	John Septimus Roe	00.12.32	2016
32	9:28	B	U14	Hurdles	I		Ethan Luu	John Septimus Roe	00.12.32	2016
33	9:29	B	U14	1500m	II		Luke Shaw	Kennedy Baptist	04.25.05	2015
34	9:29	B	U14	1500m	I		Luke Shaw	Kennedy Baptist	04.25.05	2015
35	9:30	B	U14	Discus 1kg	I	D1	Robert Marchesi-Scott	Mazenod College	48.10m	2019
36	9:30	G	U16	Discus 1kg	II	D3	Cassidy Fernandes	Emmanuel CC	36.69m	2019
37	9:30	G	U13	Javelin 400g	II	J3	Siena Tonkin	Sacred Heart	36.73m	2018
38	9:30	B	U13	Shot Put 3kg	II	C1	Jake Balestra	John Septimus Roe	13.04m	2011
39	9:30	B	U13	Shot Put 3kg	I	C1	Jake Balestra	John Septimus Roe	13.04m	2011
40	9:30	G	U16	Discus 1kg	I	D2	Cassidy Fernandes	Emmanuel CC	36.69m	2019

PROGRAM OF EVENTS

Event No.	Time	Gender	Age	Event	Div	Site	Record Holder	School	Result	Year
41	9:32	G	U15	Hurdles	II		Sophie White	Tranby College	00.12.93	2016
42	9:36	G	U15	Hurdles	I		Sophie White	Tranby College	00.12.93	2016
43	9:37	G	U15	1500m	II		Taylor Kroyer	Corpus Christi	04.48.57	2017
44	9:37	G	U15	1500m	I		Taylor Kroyer	Corpus Christi	04.48.57	2017
45	9:40	G	U16	Hurdles	II		Sophie White	Tranby College	00.12.82	2017
46	9:44	G	U16	Hurdles	I		Sophie White	Tranby College	00.12.82	2017
47	9:45	B	U15	1500m	II		Luke Shaw	Kennedy Baptist	04.20.46	2016
48	9:45	B	U15	1500m	I		Luke Shaw	Kennedy Baptist	04.20.46	2016
49	9:45	G	U14	Javelin 400g	I	J2	Siena Tonkin	Sacred Heart	38.74m	2019
50	9:48	G	Open	Hurdles	II		Sophie White	Tranby College	00.13.89	2018
51	9:50	G	U13	High Jump	II	S1	Samara Sallie	Irene McCormack	1.55m	2019
52	9:50	G	U13	High Jump	I	S1	Samara Sallie	Irene McCormack	1.55m	2019
53	9:50	G	Open	High Jump	II	S2	Zoe Timmers	St Stephen's, D	1.79m	2006
54	9:50	G	Open	High Jump	I	S2	Zoe Timmers	St Stephen's, D	1.79m	2006
55	9:52	G	Open	Hurdles	I		Sophie White	Tranby College	00.13.89	2018
56	9:53	G	U16	1500m	II		Kayla Van Der Linden	Corpus Christi	04:35.96	2019
57	9:53	G	U16	1500m	I		Kayla Van Der Linden	Corpus Christi	04:35.96	2019
58	9:56	B	U15	Hurdles	II		Ethan Luu	John Septimus Roe	00:13.66	2017
59	10:00	B	U15	Hurdles	I		Ethan Luu	John Septimus Roe	00:13.66	2017
60	10:00	B	U16	Javelin 700g	I	J1	Andrew Hall	Mazenod	59.68m	1997
61	10:00	B	U15	Discus 1kg	II	D3	Tyler De Lacy	John Septimus Roe	55.82m	2017
62	10:00	B	U16	Javelin 700g	II	J3	Andrew Hall	Mazenod	59.68m	1997
63	10:01	B	U16	1500m	II		Ben Chamberlain	Newman College	04.07.71	2013
64	10:01	B	U16	1500m	I		Ben Chamberlain	Newman College	04.07.71	2013
65	10:04	B	U16	Hurdles	II		Liam Van Der Spuy	Peter Moyes ACS	00.13.13	2015
66	10:08	B	U16	Hurdles	I		Liam Van Der Spuy	Peter Moyes ACS	00.13.13	2015
67	10:09	G	Open	1500m	II		Aleisha Anderson	All Saints'	04.41.62	2001
68	10:09	G	Open	1500m	I		Aleisha Anderson	All Saints'	04.41.62	2001
69	10:12	B	Open	Hurdles	II		Andrew Emsavana	CBC Fremantle	00.13.98	2009
70	10:15	G	U13	Shot Put 3kg	II	C3	Monica Ward	Seton	10.37m	2010
71	10:15	G	U13	Shot Put 3kg	I	C3	Monica Ward	Seton	10.37m	2010
72	10:15	G	U15	Discus 1kg	I	D2	A Plowicz	St Thomas Aquinas	36.31m	1986
73	10:15	B	Open	Shot Put 5kg	II	C4	Etienne Rousseau	Kingsway CC	16.95m	2019
74	10:15	B	Open	Shot Put 5kg	I	C4	Etienne Rousseau	Kingsway CC	16.95m	2019
75	10:15	G	U15	Long Jump	II	P3	Larissa Perry	St Mark's ACS	5.78m	2003
76	10:15	G	U15	Long Jump	I	P3	Larissa Perry	St Mark's ACS	5.78m	2003
77	10:15	B	U14	Long Jump	II	P4	Jake Balestra	John Septimus Roe	6.46m	2012
78	10:15	B	U14	Long Jump	I	P4	Jake Balestra	John Septimus Roe	6.46m	2012
79	10:15	B	U13	Long Jump	II	P5	Ethan Luu	John Septimus Roe	5.59m	2015
80	10:15	B	U13	Long Jump	I	P5	Ethan Luu	John Septimus Roe	5.59m	2015

PROGRAM OF EVENTS

Event No.	Time	Gender	Age	Event	Div	Site	Record Holder	School	Result	Year
81	10:16	B	Open	Hurdles	I		Andrew Emsavana	CBC Fremantle	00.13.98	2009
82	10:17	B	Open	1500m	II		Matthew Ramsden	Kolbe College	03:56.28	2015
83	10:17	B	Open	1500m	I		Matthew Ramsden	Kolbe College	03:56.28	2015
84	10:26	G	U13	200m	II		Sienna Fillis	Corpus Christi	00.26.13	2019
85	10:29	G	U13	200m	I		Sienna Fillis	Corpus Christi	00.26.13	2019
86	10:30	B	U15	Discus 1kg	I	D1	Tyler De Lacy	John Septimus Roe	55.82m	2017
87	10:30	G	U15	Discus 1kg	II	D3	A Polwicz	St Thomas Aquinas	36.31m	1986
88	10:30	G	U14	Javelin 400g	II	J3	Siena Tonkin	Sacred Heart	38.74m	2019
89	10:32	B	U13	200m	II		Ethan Luu	John Septimus Roe	00:24.38	2015
90	10:35	B	U13	200m	I		Ethan Luu	John Septimus Roe	00:24.38	2015
91	10:38	G	U14	200m	II		Angel Turner	Kingsway CC	00.25.58	2018
92	10:40	G	U14	High Jump	II	S1	M Vidovich	Corpus Christi	1.60m	1989
93	10:40	G	U14	High Jump	I	S1	Mignon Cronje	Quinns Baptist	1.60m	2019
94	10:40	B	U13	High Jump	II	S2	Logan Foley	Prendiville College	1.67m	2015
95	10:40	B	U13	High Jump	I	S2	Logan Foley	Prendiville College	1.67m	2015
96	10:41	G	U14	200m	I		Angel Turner	Kingsway CC	00.25.58	2018
97	10:44	B	U14	200m	II		Ethan Luu	John Septimus Roe	00.23.65	2016
98	10:47	B	U14	200m	I		Ethan Luu	John Septimus Roe	00.23.65	2016
99	10:50	G	U15	200m	II		Brooke Pires-Parenzee	Santa Maria	00.24.40	2009
100	10:53	G	U15	200m	I		Brooke Pires-Parenzee	Santa Maria	00.24.40	2009
101	10:56	B	U15	200m	II		Jake Balestra	John Septimus Roe	00.22.71	2013
102	10:59	B	U15	200m	I		Jake Balestra	John Septimus Roe	00.22.71	2013
103	11:00	B	U14	Javelin 600g	I	J1	A Frew	Mazenod	51.98m	1986
104	11:00	B	Open	Discus	II	D3	Dimitri Dionsopoulos	St Mark's, Bedford	49.47m	1988
105	11:00	B	U14	Javelin 600g	II	J3	A Frew	Mazenod	51.98m	1986
106	11:00	G	U13	Discus 750g	I	D2	Hayley Ruane	Lumen Christi	31.75m	2015
107	11:02	G	U16	200m	II		Sophie White	Tranby College	00.24.93	2017
108	11:05	G	U16	200m	I		Sophie White	Tranby College	00.24.93	2017
109	11:08	B	U16	200m	II		Calvin Borowski	John Septimus Roe	00.22.24	2011
110	11:11	B	U16	200m	I		Calvin Borowski	John Septimus Roe	00.22.24	2011
111	11:14	G	Open	200m	II		Ellen White	John XXIII	00.24.63	1981
112	11:15	G	U15	Shot Put 3kg	II	C3	Brigitte Payze	Santa Maria College	13.37m	1992
113	11:15	G	U15	Shot Put 3kg	I	C3	Brigitte Payze	Santa Maria College	13.37m	1992
114	11:15	G	U15	Javelin 500g	I	J2	Aislinn Morris	John XXIII College	38.68m	2017
115	11:15	G	U16	Shot Put 3kg	II	C4	Vanessa French	St Brigid's College	13.91m	1984
116	11:15	G	U16	Shot Put 3kg	I	C4	Vanessa French	St Brigid's College	13.91m	1984
117	11:17	G	Open	200m	I		Ellen White	John XXIII	00.24.63	1981
118	11:20	B	Open	200m	II		Andrew Emsavana	CBC Fremantle	00.21.50	2009
119	11:23	B	Open	200m	I		Andrew Emsavana	CBC Fremantle	00.21.50	2009
120	11:28	G	U13	100m	II		Sienna Fillis	Corpus Christi	00:12.74	2019

PROGRAM OF EVENTS

Event No.	Time	Gender	Age	Event	Div	Site	Record Holder	School	Result	Year
121	11:28	G	U13	800m	II		Kayla Van Der Linden	Corpus Christi	02:25.50	2016
122	11:28	G	U13	800m	I		Kayla Van Der Linden	Corpus Christi	02:25.50	2016
123	11:30	B	Open	Discus 1.5kg	I	D1	Dimitri Dionsopoulos	St Mark's, Bedford	49.47m	1988
124	11:30	B	U14	High Jump	II	S1	A Duplex & B Piggott	Bunbury CC	1.74m	1992
					Joshua Rotham		St Mark's	2011		
125					I		Ethan Luu	John Septimus Roe		2016
							Aeden Hale	Mazenod College		2016
126	11:30	G	U15	High Jump	II	S2	Casey Narrier	Aranmore	1.63m	1999
127	11:30	G	U15	High Jump	I	S2	Casey Narrier	Aranmore	1.63m	1999
128	11:30	G	U13	Discus 750g	II	D3	Hayley Ruane	Lumen Christi College	31.75m	2015
129	11:30	G	Open	Javelin 500g	II	J3	Isobel Daines	Sacred Heart College	42.37m	2018
130	11:30	G	U14	Shot Put 3kg	II	C1	Hannah Taylor	South Coast Baptist	12.23m	2017
131	11:30	G	U14	Shot Put 3kg	I	C1	Hannah Taylor	South Coast Baptist	12.23m	2017
132	11:30	G	U13	Long Jump	II	P3	Angelica Turner	Kingsway CC	5.07m	2017
133	11:30	G	U13	Long Jump	I	P3	Angelica Turner	Kingsway CC	5.07m	2017
134	11:30	B	U16	Long Jump	II	P4	Jake Balestra	John Septimus Roe	6.72m	2014
135	11:30	B	U16	Long Jump	I	P4	Jake Balestra	John Septimus Roe	6.72m	2014
136	11:30	B	Open	Long Jump	II	P5	J Baguley	CBC Fremantle	7.04m	1958
137	11:30	B	Open	Long Jump	I	P5	J Baguley	CBC Fremantle	7.04m	1958
138	11:31	G	U13	100m	I		Sienna Fillis	Corpus Christi	00:12.74	2019
139	11:34	B	U13	100m	II		Ethan Luu	John Septimus Roe	00.12.06	2015
140	11:34	B	U13	800m	II		Luke Shaw	Kennedy Baptist	02:14.32	2014
141	11:34	B	U13	800m	I		Luke Shaw	Kennedy Baptist	02:14.32	2014
142	11:37	B	U13	100m	I		Ethan Luu	John Septimus Roe	00.12.06	2015
143	11:40	G	U14	100m	II		Angel Turner	Kingsway CC	00.12.49	2018
144	11:40	G	U14	800m	II		Kayla Van Der Linden	Corpus Christi	02.15.67	2017
145	11:40	G	U14	800m	I		Kayla Van Der Linden	Corpus Christi	02.15.67	2017
146	11:43	G	U14	100m	I		Angel Turner	Kingsway CC	00.12.49	2018
147	11:45	G	U14	Discus 1kg	I	D2	Claire Finucane	De Vialar	36.78m	1987
148	11:46	B	U14	100m	II		Ethan Luu	John Septimus Roe	00.11.49	2016
149	11:46	B	U14	800m	II		Eoghan Curtin	John XXIII	02.09.14	2006
150	11:46	B	U14	800m	I		Eoghan Curtin	John XXIII	02.09.14	2006
151	11:49	B	U14	100m	I		Ethan Luu	John Septimus Roe	00.11.49	2016
152	11:52	G	U15	100m	II		Brooke Pires-Parenzee	Santa Maria	00.12.07	2009
153	11:52	G	U15	800m	II		Amie Shuttleworth	St Mark's	02.20.97	1998
154	11:52	G	U15	800m	I		Amie Shuttleworth	St Mark's	02.20.97	1998
155	11:55	G	U15	100m	I		Brooke Pires-Parenzee	Santa Maria	00.12.07	2009
156	11:58	B	U15	100m	II		Alex Hughes	St Stephen's, Duncraig	00.11.18	1999
157	11:58	B	U15	800m	II		James Cork	Ursula Frayne	02:05.83	2017
158	11:58	B	U15	800m	I		James Cork	Ursula Frayne	02:05.83	2017

PROGRAM OF EVENTS

Event No.	Time	Gender	Age	Event	Div	Site	Record Holder	School	Result	Year
159	12:00	B	U13	Javelin 600g	I	J1	Logan Foley	Prendiville College	44.61m	2015
160	12:00	B	U16	Discus 1kg	II	D3	Etienne Rousseau	Kingsway CC	58.59m	2018
161	12:00	B	U13	Javelin 600g	II	J3	Logan Foley	Prendiville College	44.61m	2015
162	12:00	G	U16	Javelin 500g	I	J2	Jade Patching	Corpus Christi	44.43m	2019
163	12:01	B	U15	100m	I		Alex Hughes	St Stephen's, D	00.11.18	1999
164	12:04	G	U16	100m	II		D Maher	Mercedes	00.12.25	1984
165	12:04	G	U16	800m	II		Kayla Van Der Linden	Corpus Christi	02:12.99	2019
166	12:04	G	U16	800m	I		Kayla Van Der Linden	Corpus Christi	02:12.99	2019
167	12:07	G	U16	100m	I		D Maher	Mercedes	00.12.25	1984
168	12:10	B	U16	100m	II		S Turco	La Salle	00.11.05	1994
169	12:10	B	U16	800m	II		Liam Jason	Sacred Heart	01.59.89	2013
170	12:10	B	U16	800m	I		Liam Jason	Sacred Heart	01.59.89	2013
171	12:13	B	U16	100m	I		S Turco	La Salle	00.11.05	1994
172	12:15	B	U14	Shot Put 3kg	II	C3	Robert Marchesi-Scott	Mazenod College	16.54m	2019
173	12:15	B	U14	Shot Put 3kg	I	C3	Robert Marchesi-Scott	Mazenod College	16.54m	2019
174	12:15	G	Open	Shot Put 3kg	II	C4	Vanessa French	St Brigid's College	15.08m	1986
175	12:15	G	Open	Shot Put 3kg	I	C4	Vanessa French	St Brigid's College	15.08m	1986
176	12:16	G	Open	100m	II		Chandell Fretwell	Mandurah CC	00.12.01	2006
177	12:16	G	Open	800m	II		S Paterson	St Brigid's	02.08.62	1990
178	12:16	G	Open	800m	I		S Paterson	St Brigid's	02.08.62	1990
179	12:19	G	Open	100m	I		Chandell Fretwell	Mandurah CC	00.12.01	2006
180	12:20	B	U15	High Jump	II	S1	Jack Whiteside	Mundaring CC	1.82m	2019
181	12:20	B	U15	High Jump	I	S1	Jack Whiteside	Mundaring CC	1.82m	2019
182	12:20	G	U16	High Jump	II	S2	Rachael Duggan	Mater Dei	1.66m	2000
183	12:20	G	U16	High Jump	I	S2	Rachael Duggan	Mater Dei	1.66m	2000
184	12:22	B	Open	100m	II		Christopher Miller	Kennedy BC	00.10.68	2013
185	12:22	B	Open	800m	II		Barry Acres	Servite	01.50.28	1983
186	12:22	B	Open	800m	I		Barry Acres	Servite	01.50.28	1983
187	12:25	B	Open	100m	I		Christopher Miller	Kennedy BC	00.10.68	2013
188	12:30	G	U13	400m	II		Kayla Van Der Linden	Corpus Christi	01:00.71	2016
189	12:30	B	U16	Discus 1kg	I	D1	Etienne Rousseau	Kingsway CC	58.59m	2018
190	12:30	G	U14	Discus 1kg	II	D3	Claire Finucane	De Vialar	36.78m	1987
191	12:30	G	U15	Javelin 500g	II	J3	Aislinn Morris	John XXIII	38.68m	2017
192	12:30	G	Open	Discus 1kg	I	D2	Vanessa French	St Brigid's	43.74m	1986
193	12:33	G	U13	400m	I		Kayla Van Der Linden	Corpus Christi	01:00.71	2016
194	12:36	B	U13	400m	II		Ethan Luu	John Septimus Roe	00:55.81	2015
195	12:39	B	U13	400m	I		Ethan Luu	John Septimus Roe	00:55.81	2015
196	12:42	G	U14	400m	II		Brooke Pires-Parenzee	Santa Maria	00.58.71	2008
197	12:45	G	U14	400m	I		Brooke Pires-Parenzee	Santa Maria	00.58.71	2008
198	12:30	G	U16	Javelin 500g	II	J2	Jade Patching	Corpus Christi	44.43m	2019

PROGRAM OF EVENTS

Event No.	Time	Gender	Age	Event	Div	Site	Record Holder	School	Result	Year
199	12:45	G	Open	Long Jump	II	P3	Larissa Perry	St Mark's ACS	5.90m	2006
200	12:45	G	Open	Long Jump	I	P3	Larissa Perry	St Mark's ACS	5.90m	2006
201	12:48	B	U14	400m	II		Ethan Luu	John Septimus Roe	00:54.05	2016
202	12:51	B	U14	400m	I		Ethan Luu	John Septimus Roe	00:54.05	2016
203	12:54	G	U15	400m	II		Angel Turner	Kingsway CC	00:56.44	2019
204	12:57	G	U15	400m	I		Angel Turner	Kingsway CC	00:56.44	2019
205	13:00	B	U15	400m	II		Riley Armstrong	John Septimus Roe	00:52.75	2015
206	13:00	B	U15	Javelin 700g	I	J1	Alejandro Larranaga-Boyle	CBC Fremantle	52.70m	2019
207	13:00	B	U13	Discus 1kg	II	D3	Logan Foley	Prendiville College	35.88m	2015
208	13:00	B	U15	Javelin 700g	II	J3	Alejandro Larranaga-Boyle	CBC Fremantle	52.70m	2019
209	13:03	B	U15	400m	I		Riley Armstrong	John Septimus Roe	00:52.75	2015
210	13:06	G	U16	400m	II		Monique Hollick	Santa Maria	00:57.70	2004
211	13:09	G	U16	400m	I		Monique Hollick	Santa Maria	00:57.70	2004
212	13:12	B	U16	400m	II		Ethan Light	Mandurah BC	00:51.03	2019
213	13:15	B	U16	400m	I		Ethan Light	Mandurah BC	00:51.03	2019
214	13:15	G	Open	Discus 1kg	II	D2	Vanessa French	St Brigid's	43.74m	1986
215	13:18	G	Open	400m	II		Alex Fraser	Kennedy Baptist	00:56.55	2017
216	13:21	G	Open	400m	I		Alex Fraser	Kennedy Baptist	00:56.55	2017
217	13:24	B	Open	400m	II		Barry Acres	Servite	00:48.78	1983
218	13:27	B	Open	400m	I		Barry Acres	Servite	00:48.78	1983
219	13:15	B	U13	Discus 1kg	I	D1	Logan Foley	Prendiville College	35.88m	2015
220	13:15	G	Open	Javelin 500g	I	J2	Isobel Daines	Sacred Heart	42.37m	2018
221	13:37	G	U13	Relay	I			Newman	00:53.72	2011
222	13:41	B	U13	Relay	I			Kennedy Baptist	00:51.05	2014
223	13:45	G	U14	Relay	I			Lumen Christi	00:52.26	2014
224	13:49	B	U14	Relay	I			CBC Fremantle	00:48.54	2018
225	13:53	G	U15	Relay	I			Corpus Christi	00:51.59	2017
226	13:57	B	U15	Relay	I			Chisholm College	00:46.90	2016
227	14:01	G	U16	Relay	I			Sacred Heart	00:50.94	2019
228	14:05	B	U16	Relay	I			St Norbert College	00:45.17	2017
229	14:09	G	Open	Relay	I			John XXIII	00:49.37	1981
230	14:13	B	Open	Relay	I			St Norbert College	00:43.62	2019

LANE AND TRIES ORDER

CIRCULAR TRACK

A DIVISION	LANE 1	LANE 2	LANE 3	LANE 4	LANE 5	LANE 6	LANE 7	LANE 8
1500m	CHISHOLM	JOHN XXIII	PETER MOYES	CORPUS CHRISTI	MAZENOD/ST BRIGID'S	SACRED HEART	MERCEDES/CBC FREM	NEWMAN
200m	NEWMAN	CHISHOLM	JOHN XXIII	PETER MOYES	CORPUS CHRISTI	MAZENOD/ST BRIGID'S	SACRED HEART	MERCEDES/CBC FREM
800m	MERCEDES/CBC FREM	NEWMAN	CHISHOLM	JOHN XXIII	PETER MOYES	CORPUS CHRISTI	MAZENOD/ST BRIGID'S	SACRED HEART
400m	SACRED HEART	MERCEDES/CBC FREM	NEWMAN	CHISHOLM	JOHN XXIII	PETER MOYES	CORPUS CHRISTI	MAZENOD/ST BRIGID'S
Relay	MAZENOD/ST BRIGID'S	SACRED HEART	MERCEDES/CBC FREM	NEWMAN	CHISHOLM	JOHN XXIII	PETER MOYES	CORPUS CHRISTI

STRAIGHT TRACK

A DIVISION	LANE 5	LANE 6	LANE 7	LANE 8	LANE 9	LANE 10	LANE 11	LANE 12
Hurdles	CORPUS CHRISTI	MAZENOD/ST BRIGID'S	SACRED HEART	MERCEDES/CBC FREM	NEWMAN	CHISHOLM	JOHN XXIII	PETER MOYES
100m	PETER MOYES	CORPUS CHRISTI	MAZENOD/ST BRIGID'S	SACRED HEART	MERCEDES/CBC FREM	NEWMAN	CHISHOLM	JOHN XXIII

For 800m and 1500m events, both competitors from an individual school, occupy the allocated lane.
1500m - curved line start. 800m - Staggered start (2 per lane).

FIELD

A DIVISION	1 st	2 nd	3 rd	4 th	5 th	6 th	7 th	8 th
SP, D, J	JOHN XXIII	PETER MOYES	CORPUS CHRISTI	MAZENOD/ST BRIGID'S	SACRED HEART	MERCEDES/CBC FREM	NEWMAN	CHISHOLM
LJ, HJ	CHISHOLM	JOHN XXIII	PETER MOYES	CORPUS CHRISTI	MAZENOD/ST BRIGID'S	SACRED HEART	MERCEDES/CBC FREM	NEWMAN

NB: For boy's field events, delete the single gender school and continue normally.
Refer item: Introduction 2.5 of the charter, for instructions for competitors who compete in simultaneous events.

SCHOOL CODES AND NAMES

CHI	Chisholm College	MAZ	Mazenod College
JTC	John XXIII College	SBC	St Brigid's College
PMA	Peter Moyes ACS	SHC	Sacred Heart College
COR	Corpus Christi College	MER	Mercedes College
CBC	CBC Fremantle	NEW	Newman College

COMPETITION RULES

- All events are conducted under IAAF rules unless stated otherwise in this booklet or the athletics charter.
- Competitors are to compete under one registered number only. Their number must be written legibly on the back of their left hand.
- For all track events, competitors MUST report to the marshalling marquee before the event to register their name and number. Marshalling marquees are located adjacent to the start of the event type.
- If a competitor equals, but does not better the record, the record is considered as a shared record.
- Competitors are not to be inside the arena unless they are competing in an event.
- There is no limit to the number of events an individual competitor may compete in.
- Competitors are to be dressed in the official athletics uniform of their school. The Chief Referee has the power to disqualify a competitor who is not suitable dressed.
- A high jump competitor must at least clear the starting height to be awarded a place and therefore points.
- In relay events no student, coach or staff member is to be inside the arena. Athletes must remain on the outside of the track or in the marshalling marquee while waiting for their event.
- All throwing instruments are supplied. Personal throwing instruments are not to be used unless approved by the AWA Throws Referee.
- Start Rule: Only one false start per race is allowed without the disqualification of the athlete(s) making the false start. Any athlete(s) making further false starts in the race shall be disqualified. Any competitor(s) responsible for the first false start will be warned. At the same time, all the other competitors will also be warned. Any athlete making a further false start will be immediately disqualified.
- Footwear must be worn by all competitors in all events. Spikes can be worn in all events except for discus and shot put. Spikes must confirm to the following rules; 1 All spikes must be blunt Christmas Tree, Pyramid/Cone shaped. Sharp needle point spikes are not allowed; 2 Track spikes must not exceed 7mm and field spikes must not exceed 9mm, except for Javelin and High Jump which must not exceed 12mm.

SIMULTANEOUS TRACK/FIELD COMPETITORS

- Field and track event athletes are permitted to leave the field and re-continue after having competed in the track event.
- Field event officials will only wait for the return of competitors up to 15 minutes after the start of the next event at that location. If it is the last event of the day at that site the official will wait 15 minutes after the last competitor.
- To avoid having to return to the field event, a competitor has the option of completing his/her three attempts in succession, outside of the normal tries order, except high jump.
- The "returning" competitor in high jump events must re-commence jumping at the current height.
- Track athletes can also use a "dummy" student to marshal for their track event if they are caught up at a field event.
- Competitors may only leave a field event if they have reported to the site and had their name and number registered in the event.

WEIGHTS AND MEASURES

HURDLES

GENDER	AGE	DISTANCE	FLIGHTS	START	BETWEEN	FINISH	HEIGHT
GIRLS	U13	80m	9	12m	7m	12m	76.2cm
	U14	80m	9	12m	7m	12m	76.2cm
	U15	90m	9	13m	8m	13m	76.2cm
	U16	90m	9	13m	8m	13m	76.2cm
	Open	100m	10	13m	8.5m	10.5m	76.2cm
BOYS	U13	80m	9	12m	7m	12m	76.2cm
	U14	90m	9	13m	8m	13m	76.2cm
	U15	100m	10	13m	8.5m	10.5m	84cm
	U16	100m	10	13m	8.5m	10.5m	84cm
	Open	110m	10	13.72m	9.14m	14.02m	91.4cm

RACE ORDER	AGE GROUP	DISTANCE	COLOUR MARKINGS	HEIGHT	FLIGHTS
1	Girls U13	80m	Black	76.2cm	9
	Boys U13	80m	Black	76.2cm	9
	Girls U14	80m	Black	76.2cm	9
2	Boys U14	90m	White	76.2cm	9
	Girls U15	90m	White	76.2cm	9
	Girls U16	90m	White	76.2cm	9
3	Girls Open	100m	Yellow	76.2cm	10
4	Boys U15	100m	Yellow	84cm	10
	Boys U16	100m	Yellow	84cm	10
5	Boys Open	110m	Red	91.4cm	10

WEIGHTS AND MEASURES

THROWING EVENTS

GENDER	AGE	SHOT Weight Kg	JAVELIN Weight Kg	DISCUS Weight Kg
GIRLS	U13	3	400	750g
	U14	3	400	1
	U15	3	500	1
	U16	3	500	1
	Open	3	500	1
BOYS	U13	3	600	1
	U14	3	600	1
	U15	4	700	1
	U16	4	700	1
	Open	5	700	1.5

HIGH JUMP SETTINGS

GENDER	AGE	STARTING HEIGHTS				5cm increments	3cm increments
		A,B,C,& D	E & F	G, H & I	J		
GIRLS	U13	1.15cm	1.10cm	1.05cm	1m	To final 3 competitors	To final place
	U14	1.15cm	1.10cm	1.05cm	1m		
	U15	1.20cm	1.15cm	1.10cm	N/A		
	U16	1.25cm	1.20cm	N/A	N/A		
	OPEN	1.30cm	1.25cm	1.15cm	1.10cm		
BOYS	U13	1.20cm	1.15cm	1.10cm	1.05cm		
	U14	1.30cm	1.25cm	1.15cm	1.10cm		
	U15	1.35cm	1.30cm	1.25cm	N/A		
	U16	1.45cm	1.40cm	N/A	N/A		
	OPEN	1.55cm	1.50cm	1.40cm	1.35cm		

HISTORY OF RESULTS

A DIVISION (THE ARCHBISHOP'S CUP)

YEAR	SCHOOL	YEAR	SCHOOL
1942	CBC Highgate	1960	CBC Perth
1943	CBC Highgate	1961	CBC Perth
1944	CBC Highgate	1962	Trinity
1945	CBC Leederville	1963	Trinity
1946	CBC Fremantle	1964	Marist
1947	CBC Fremantle	1965	CBC Highgate
1948	CBC Leederville	1966	CBC Highgate
1949	CBC Leederville	1967	CBC Highgate
1950	CBC Perth	1968	CBC Highgate
1951	CBC Perth	1969	CBC Highgate
1952	CBC Perth	1970	CBC Highgate
1953	CBC Perth	1971	CBC Highgate
1954	CBC Perth	1972	Marist
1955	CBC Perth	1973	Marist
1956	CBC Perth	1974	Marist
1957	CBC Fremantle	1975	Marist
1958	CBC Perth	1976	Mazenod
1959	CBC Perth		



Follow us @accsport

HISTORY OF RESULTS

YEAR	A DIVISION <i>Archbishop's Cup</i>	B DIVISION	C DIVISION
1977	John XXIII	CBC Leederville; St Mary's	
1978	John XXIII	St Norbert	
1979	John XXIII	La Salle	
1980	John XXIII	La Salle	
1981	John XXIII	St Patrick's; Stella Maris	
1982	John XXIII	La Salle	
1983	John XXIII	St Brendan's De Vialar	
1984	John XXIII	CBC Leederville; St Mary's	
1985	John XXIII	CBC Leederville; St Mary's	Bunbury CC
1986	Newman	Bunbury CC	Corpus Christi
1987	John XXIII	Sacred Heart	Mercy
1988	Newman	St Norbert	St Brendan's
1989	Newman	Corpus Christi	St Brendan's
1990	St Brigid's/Mazenod	Seton	Lumen Christi
1991	Newman	Chisholm	St Patrick's/Stella Maris
1992	St Brigid's/Mazenod	All Saints	St Mark's
1993	Chisholm	Sacred Heart	Prendiville
1994	Chisholm	All Saints	La Salle
1995	Sacred Heart	Prendiville	St Stephen's (D)
1996	Corpus Christi	John XXIII	St Norbert
1997	Sacred Heart	St Mark's	Mater Dei
1998	All Saints	Newman	Kolbe
1999	Sacred Heart	Mater Dei	Lumen Christi
2000	Sacred Heart	Chisholm	Aranmore
2001	Sacred Heart	Prendiville	Nagle
2002	Sacred Heart	Aranmore	St Stephen's (D)
2003	Sacred Heart	Mater Dei	Winthrop
2004	Sacred Heart	Chisholm	St Mark's
2005	Sacred Heart	Newman	Seton
2006	Sacred Heart	Seton	John Septimus Roe
2007	Sacred Heart	Corpus Christi	Lumen Christi
2008	Sacred Heart	John Septimus Roe	Kolbe
2009	Sacred Heart	John XXIII	La Salle
2010	Sacred Heart	Chisholm	All Saints
2011	Sacred Heart	St Stephen's (D)	St Norbert
2012	Sacred Heart	All Saints	Peter Moyes
2013	Sacred Heart	Newman	Aranmore
2014	Sacred Heart	Peter Moyes ACS	Lake Joondalup
2015	Sacred Heart	St Mark's ACS	Mater Dei
2016	Sacred Heart	John XXIII	St Norbert
2017	Sacred Heart	Chisholm	Nagle
2018	Sacred Heart	Newman	Lake Joondalup
2019	Sacred Heart	John XXIII	Emmanuel CC

A DIVISION RESULTS 2019

SHIELD	SCHOOL
Junior Boys	Sacred Heart
Junior Girls	Chisholm
Overall Aggregate	Sacred Heart
Overall Boys	Sacred Heart
Overall Girls	Sacred Heart
Senior Boys	Mazenod
Senior Girls	Corpus Christi



Follow us @accsport1


GET THE OFFICIAL ACC MOBILE APP

Connecting with us is easier than you think!
Download the app for results, programs & more.

SEARCH FOR:

**ASSC & CATHOLIC COLLEGES
OF WA**

IN YOUR APP STORE



OVERALL BOYS	OVERALL GIRLS	OVERALL AGGREGATE
1.	1.	1.
2.	2.	2.
3.	3.	3.
4.	4.	4.
5.	5.	5.
6.	6.	6.
7.	7.	7.
8.	8.	8.

PARENT AND SPECTATOR CODE OF CONDUCT

The code of conduct provides an ethical framework for a positive, safe and harassment free environment. As a parent or spectator you should:

- Encourage children to participate if they are interested. If a child is not willing - do not force him/her.
- Focus on the child's efforts and performances rather than the overall outcome of the event.
- Teach children that an honest effort and personal best is as important as a victory, so that the results of each event is accepted without undue disappointment.
- Encourage children to always participate according to the rules.
- Never ridicule or yell at a child for making a mistake or losing an event.
- Respect the official's decision. If a result or decision needs to be checked, follow the appropriate procedure in order to query the decision and teach athletes to do likewise. Do not approach officials directly to question their judgement in public.
- Never harass, intimidate or place undue pressure on an official or competitor.
- Never enter the competition arena, track, field event site or officials area.
- Never video or photograph children that are not in your immediate family.
- Recognise the value and importance of the volunteer coaches. They give their resources to provide recreational activities for your child's involvement and deserve your support.
- Athletes participate in organized sports for fun. They are not competing for the entertainment of the spectators only, nor are they "miniature" professionals.
- Applaud all good performances and effort by your team's athletes and their opponents regardless of the competition's outcome.
- Always aim to give children positive motivational comments.
- Show respect for your team's opponents. Without them there would be no competition.
- Demonstrate appropriate social behaviour by not using foul language, harassing participants, coaches or officials.

OFFICIALS CODE OF CONDUCT

The code of conduct provides an ethical framework for a positive, safe and harassment free environment. As an official you should:

- Ensure that equipment and facilities meet safety standards and assist in the safety and welfare of athletes.
- Be a positive role model in behaviour and personal appearance.
- Feel confident about what you are doing and the decision you are making.
- Value the individual.
- Answer any and all questions asked of you by an athlete.
- Use common sense to ensure that the "spirit of competition" is not lost.
- Accept responsibility for all action taken.
- Be impartial and do not coach athletes whilst officiating.
- Work as part of a team and follow instructions provided by Competition Management, Referees or Chief Officials.
- Avoid any situation which may lead to conflict or to a conflict of interest.
- Be courteous, respectful and open to discussion and interaction.
- Refrain from any form of personal abuse or harassment towards athletes and/or fellow officials.
- Make personal commitment to keep yourself informed of required officiating protocols and be up to date with technical rules.
- Comply with all rules and policies as published and adopted by the Associated & Catholic Colleges of WA.
- Understand the repercussions if you breach, or are aware of any breaches of, this Code of Conduct.

COVID-19 SAFETY PROCEDURES

COVID-19 SAFE	All athletes, staff/coaches, officials and other personnel are asked to follow the COVID-19 safety rules to keep everyone safe.
EQUIPMENT	<ul style="list-style-type: none">• No sharing of personal items such as water bottles, towels and clothing is allowed.• Shared equipment (relay batons) to be cleaned by the school after each event. Schools to provide own cleaning station.
PHYSICAL DISTANCING	<ul style="list-style-type: none">• Although schools are exempt from maintaining strict social distance between students at school, in interschool and community sport settings physical distancing with opposition athletes/coaches and officials is strongly recommended.• Schools should maintain a strict limit of a minimum of 15 square metres separation between people who are not from the same household, school, or groups of other people.• ACC will maintain 2 sqm per participant in athletic competition areas, where practicable. In non-competition areas such as marshalling marquees, 1.5sqm will be maintained, where practicable.• Schools to carefully manage shared communal spaces to ensure physical distancing, i.e. grandstand seating, team marquees, change rooms, team huddles..• Schools to manage entry/exit at the venue/transport to ensure physical distancing.
GOOD HYGIENE	<ul style="list-style-type: none">• Schools to provide hand sanitization stations for athletes. Hands to be cleaned on arrival, after events and before departure.• ACC to provide hand sanitization station for officials and other personnel.• Schools to promote importance of personal hygiene to players; hand cleaning, no physical greeting contact (i.e. hand shakes, high 5's, hugs, physical performance celebrations), no spitting, cough and sneeze covering.• Venue to maintain frequent cleaning regimes of facilities and sitting areas after use.
IF YOU ARE FEELING UNWELL	<ul style="list-style-type: none">• Players should report any flu or cold symptoms to their teacher if they are feeling unwell during the carnival. Sick athletes can report to the first aid statium for further assessment.• Officials and other personnel should report any flu or cold symptoms to the ACC carnival manager if they are feeling unwell.• People feeling unwell and showing flu/cold like symptoms will be isolated from other people and arrangements made for them to leave the venue ASAP. School staff and ACC to action their COVID-19 emergency response plan.• The COVID-19 isolation area will be in the first aid room under the northern end of the grandstand at ground level.

23-25 OCTOBER 2020
WA ATHLETICS STADIUM



If you enjoyed your interschool athletics carnival, take the next step in athletics and register for the premier event for school athletics competition in the State – the WA All Schools Championships! Entries open 1 October at www.athleticswest.com.au

