



aitken
COLLEGE
In Mind and Spirit

Years 3-10 iPad Program 2025

Table of Contents

Introduction	3
Digital Citizenship.....	4
Internet Safety and Content Filtering at Aitken	4
iPad and ICT Acceptable Use Policy	5
iPad Responsibilities.....	6
iPad usage at home.....	7
iPad usage at school	8
Purchasing an iPad	9
Which iPad?.....	9
AppleCare and Repairs	10
Digital Onboarding.....	11
App Purchases	11
Core Apps for Primary Students	11
Core Apps for Secondary Students	16
Subject Specific Apps for Secondary Students	20
Frequently Asked Questions.....	21
Appendix: Setup Guides.....	23
Family Sharing	23
Create an Apple ID for your child	23
iCloud	23

Introduction

All students in Prep to Year 2 have access to the class sets of iPads for use in the classroom. In Years 3 to 9, all students are required to have their own iPad to help them with their learning and organisation. In Years 10 to 12, students have the choice of continuing to use an iPad or moving to a MacBook computer.

The benefit that this technology brings to the classroom and the learning experience for all of our students is vast. Students and teachers have a huge range of digital resources available to them to make the learning experience not only content rich, but also fun! We use a selection of apps throughout the curriculum to enhance, practise and learn. iPads have become an indispensable tool for learning and teaching and have opened up many more possibilities for our students.

School bags are lighter and the majority of our textbooks are now interactive and media rich. We have screen projection ability in all of our classrooms, allowing teachers to instantly share the audio-visual content of their iPads with their students. The College is a Wi-Fi campus, allowing students to seamlessly move around the grounds with their iPads.

We use **AIMS**, our very own learning management system which brings even more opportunities for creating learning content and multimedia rich experiences. Students are able to use their iPads to access all of the features of AIMS and submit their work. Parents will also have access to the same learning materials as their children, receiving notifications for homework, communication and classwork. AIMS allows students and their parents to access timetables, due dates and learning materials.

We regard the digital safety and security of your children as paramount and have systems in place to ensure that students access the internet in a safe, responsible and monitored environment. Everyone has appropriate access to the digital resources they need to be creative for their learning without fear of inappropriate materials being presented.

If you have any queries, please do not hesitate to contact the College.

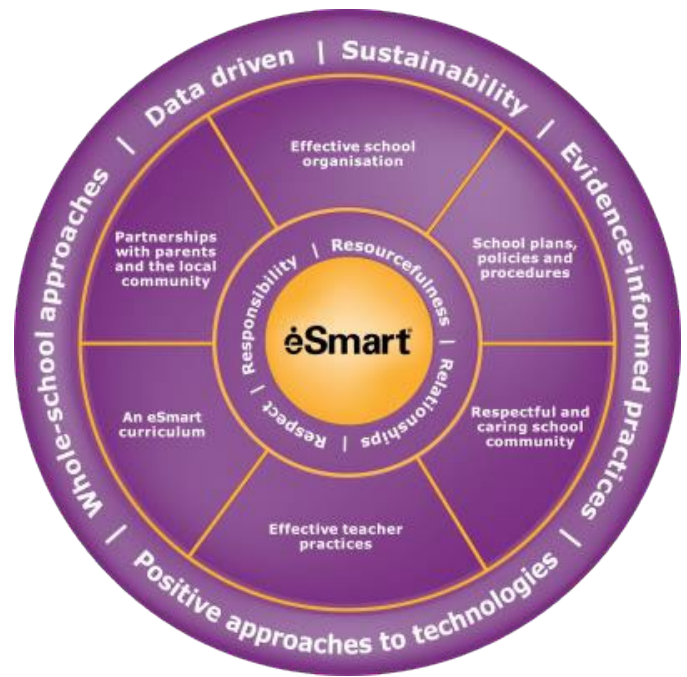
Melissa D'Amico

Assistant Principal (Learning & Innovation)

Digital Citizenship

Digital Citizenship teaches students how to be discerning when accessing content and supports the ethical use of technology. Students are supported with their ability to extend their personal learning independently and use their iPads as a tool for improved communication between teachers, students and parents and encouraged to become life-long learners.

Aitken is an eSmart School which means that we are committed to safe internet use and cyber safe practices within the College. eSmart is an initiative of the Alannah & Madeline Foundation and uses a cultural change approach to improve cyber safety, increase digital literacy and reduce cyber bullying across Australia.



Internet Safety and Content Filtering at Aitken

CyberEdge filters all email and Internet traffic at Aitken to ensure that our students are provided with a safe environment in which to use any College owned computer or mobile device, as well as personal mobile devices. Content is filtered to ensure that no inappropriate material is able to be viewed or downloaded by our students and Aitken Mail is also monitored by CyberEdge.

We block certain sites and services for students and maintain a vigilant approach to ensure that students are able to use their iPads to assist them with their learning. Students are given an internet data allowance which is reset at the end of each day, and they are expected to manage their allowance wisely.

To access the College Wi-Fi and use their internet allowance, students will need to have their College ID and password and accept the CyberEdge MDM profile. The MDM profile allows the College to remotely add or remove apps (if appropriate) as well as monitoring individual iPad use and content. If they do not do this or their iPad is in any way modified, students will be denied access. The profile does not affect any home networking settings and only operates within the boundaries of the College.

iPad and ICT Acceptable Use Policy

All students at Aitken College are expected to adhere to the ICT Agreement and College Code of Conduct as well as the conditions set out below. If these conditions are breached in any way, students risk having disciplinary action and legal action may also be taken against them or their parent/guardian.

Students are encouraged to explore and discover methods of utilising technology effectively in the context of learning and education through school; however, they are expected to refrain from:

- using or accessing another person's iPad without their consent
- using or accessing another student or staff member's accounts or data
- Introducing or creating viruses or other malicious software to the College ICT systems
- compromising or bypassing the College's network security, proxies, servers or any ICT systems
- hacking or 'jail breaking' their device
- removing school network connection settings and certificates from their device
- using their device to transmit any material that is in violation of local, state and/or federal laws
- using profanity or obscenity that may be seen as offensive to another person at the College or a member of the community when using the iPad or any other device
- using the device to commit any form of vandalism
- playing games in class, unless given permission by your teacher
- downloading, sharing or copying any licensed software, music, video, documents or any other media that will violate copyright laws
- using the iPad or any other ICT device for the participation of illegal activities, including hacking or spamming
- using the iPad or any other ICT device for the participation of gambling, commercial trade or auctions
- accessing obscene or pornographic material
- leaving the iPad unattended. It should be stored securely in your locker when it is not required for classes.

iPad Responsibilities

The iPad is a tool for learning. These are the College's expectations of students with iPads:

- Students must abide by the ICT policies set in place by the College at all times.
- The iPad is to be used responsibly, and students must comply with teachers' instructions should they not be required.
- iPads are to be stored in lockers when not required in class.
- The iPad should be brought to school each day and taken to all classes unless not required.
- **It should be fully charged and ready to use.** There should be no need to charge the iPad during the day.
- iPad **must** be protected by a suitable case. There are many cases on the market. We recommend a cover that gives all-around protection. The iPad should be kept in its case at all times to avoid damage. **We recommend the STM DUX or STM DUX Plus iPad covers.**
- Students must have their Aitken College e-mail account set up on the iPad mail app. This happens as part of the onboarding process at the beginning of Term 1.
- Students will need an Apple account and password. **This is not to be shared with any other student.** Students under the age of 13 should have an account created and managed for them by their parents. (Further information later in this booklet)
- The iPad must have the latest iOS installed and this should be updated when the relevant updates are released from Apple.
- **iPads must not be jailbroken or modified in any way. If they are modified in any way they will not be able to access the College WiFi network.**
- **No VPNs are to be installed on iPads.**
- **No Beta versions of iOS** should be installed.
- A passcode **must** be set up on the iPad to prevent others accessing information. **"Find my iPhone"** app should be enabled, allowing last known location to assist with finding the iPad should it go missing. The passcode should not be shared with other students.
- **Students are responsible for backing up and managing their own data either through iCloud or backing up to a computer using their own Apple ID. This should be completed on a regular basis.**

iPad usage at home

Students should take their iPad home and bring it to school each day fully charged. iPads will be required to complete homework or to access and submit work via AIMS.

The College recommends parents take the following measures:

- Students should use the iPad in an area of the home where its use can be visually monitored by parents
- Ask your child to show you what they have used their iPad to do. They should provide their device to you on request
- Place restrictions on use of the device if it is not being used in a way that suits you
- If you are concerned about controlling Internet content that can be accessed at home, the College recommends using a free service such as OpenDNS (www.opendns.com) to filter Internet content for your home. It is a relatively simple to use tool whereby you can manage access to content categories. The service also works with most home Wi-Fi routers and ADSL gateways.
- iPads should be connected to your home wireless systems and not use 4G or 5G.

iPad usage at school

The following is a list of the **expectations** students are to accept when using iPads at school. Students are expected to:

- follow all teacher directions including when and how to use the device
- have the volume of devices muted at the beginning of each lesson and use earphones where appropriate
- use appropriate manners when communicating electronically
- close down all apps at the beginning of the lesson
- provide their device to teachers upon request
- maintain and clean their device and keep it in good order at all times.
- inform the teacher or others when using the camera and audio recording functions –
- students must not publish photographs to any online network
- access their device during recess and lunch only for the purpose of explicit school work and NOT games. Teachers have permission to delete games from the iPad if they are being played in school without permission. If the iPad is being used at lunchtime it should be used in the Library or as part of a supervised lunch time club such as DigiTech Club or Minecraft Fridays.
- have the device fully charged at the beginning of each school day and have a working set of headphones with them in all classes
- actively check their school email for communications from their teachers
- refrain from loaning their device to another student or leaving it in such a place where it is likely to be damaged or stolen
- download only age appropriate rated applications
- refrain from jailbreaking their iPad (Change the operating system so that they can install apps that are not just from Apple – this also voids the warranty). If they do so they will not be able to access the College Wi-Fi
- refrain from installing a VPN on their iPad

A **balance** between the use of digital technologies and physical activities is essential.

- Students must commit to a healthy lifestyle by using mobile devices only when relevant during the school day
- Students must commit to a balance of the use of the device at home
- Students iPads should have sufficient capacity remaining at all times to allow them to use their iPad for their work – this requires limiting the number of photographs, videos and games on their iPad

Purchasing an iPad

Please shop around to find the best deal when purchasing an iPad. Often there will be special ‘return to school’ offers made available from Apple.

JB Hi-Fi Solutions for Education are offering families the option to purchase iPads, AppleCare+, iPad covers and Apple Pencils at education pricing. JB Hi-Fi operates independently from Aitken College and any transactions made with JB HI-FI are solely between yourself and JB Hi- Fi – including financial arrangements and warranty issues.



To access the JB Hi-Fi online portal go to <https://www.jbeducation.com.au/byod/> and use the code **AITKEN2025**

Which iPad?

You can select any iPad from Apple’s current range of iPads. iPads now come in three sizes – iPad Mini, iPad and iPad Air, and iPad Pro and can either include or not include 4G capacity.

Please do not purchase an iPad Mini or any iPad with 4G capacity.

We are not able to monitor iPads that have 5G capacity and SIM cards as they use their own internet and do not need to be connected to the College Wi-Fi. NAPLAN testing states that students are not permitted to use iPad minis.

We highly recommend purchasing the latest models as these devices will be in constant use.

Model	Capacity
iPad Pro Wi-Fi only <ul style="list-style-type: none"> • 11 inch/ 12.9inch (Most Current Gen) 	256GB – 2TB
iPad Wi-Fi only <ul style="list-style-type: none"> • 10.9 inch iPad Air (Most Current Gen) • 10.2 inch iPad (Most Current Gen) 	

iPad Capacity

Our experience tells us that the regular sized iPads (10 – 11 inch versions) are best suited to everyday school use and this is our recommendation. We do not recommend an iPad with 4G or cellular capacity, as we are only able to monitor Wi-Fi through the College filtering service.

Headphone Requirements

Many classes use resources such as video or learning apps that output audio. In these instances, headphones are needed to minimize distraction and maintain student focus. **We do not recommend Bluetooth headphones** as they are very expensive and will not work in the school’s computer labs and students forget to charge them. The best option is a cheap corded pair with an Apple adapter that can be left at school and used in any device or desktop PC.

AppleCare and Repairs



We strongly recommend purchasing iPads with AppleCare+ in case any problems occur with the iPad. AppleCare+ extends technical, hardware and software support to your iPad to 2 years. If there is a problem, you are able to contact Apple for assistance.

[Please see JB Hi-Fi offer](#)
CODE "AITKEN2025"

AppleCare+ for iPad provides expert technical support and additional hardware coverage for iPad, Apple Pencil and an Apple-branded iPad keyboard from Apple, including unlimited incidents of accidental damage protection. Each incident is subject to a service fee of A\$65 for iPad, or A\$45 for Apple Pencil or an Apple-branded iPad keyboard.¹ In addition, you'll get 24/7 priority access to Apple experts by chat or phone through getsupport.apple.com. Coverage begins on your AppleCare+ purchase date.

AppleCare+ does not cover for loss or theft. Accidents and losses occasionally happen so please check with your household insurance provider to see whether the iPad is covered whilst away from the home. It might be that for a very small premium you are able to cover the iPad alongside your regular household insurance.

Further Information: <https://www.apple.com/au/support/products/ipad.html>

In the event of loss or damage at school, students must report the incident to their teacher or HOS immediately.

A Parent/Guardian should ensure iPads are repaired or replaced as soon as possible as iPads are required in all classes. Not having an iPad will impact on accessing learning materials and submitting work for assessment.

Should an iPad need to be repaired, go to <https://support.apple.com/en-au/ipad/repair/service> and follow the instructions provided.

Digital Onboarding

Students are expected to have their iPads set up prior to the beginning of Term 1 with all apps downloaded.

Onboarding of iPads will take place remotely in January. Instructions will be sent to families on what to do to set up your device. A team of staff will be available to assist in setting up email accounts, connecting iPads to the Aitken network, AIMS and downloading digital textbooks. This team will be available remotely only.

App Purchases

The College recommends the following set of apps for all students. The prices are given as an indication of cost – **please be aware that some apps vary in price from time to time. These apps should be downloaded at home for the beginning of the College year.** The College minimises the cost to parents by using free apps as much as possible.

The Apps list is up to date when this booklet is published but occasionally some apps become unavailable or increase in cost.

Students may be asked to download free apps throughout the year for some subjects as new and suitable apps emerge. **Parents will not be asked to pay for apps throughout the year.**


Core Apps for Primary Students










The following apps are free, essential workflow apps on all iPads for all students and should be downloaded at home:










- **Microsoft Office:** Word, Excel, PowerPoint, OneNote, OneDrive.
- **Adobe Creative Cloud:** Photoshop, Illustrator
- **Notability:** (Requires student school based login credentials that will be provided. **DO NOT PURCHASE OR SUBSCRIBE**)








Please note that apps may become no longer available in the App Store. Should this happen an alternative will be notified.









Note: Click on the relevant icons to open the app in the App Store.

 <p>Bible Gateway</p>	<p>Free</p>	<p>Free Bible app used in RVE classes.</p>
--	--------------------	--

 Blockly	Free	Blockly is a visual drag-and-drop programming tool developed by Google that allows children to snap together commands like puzzle pieces. Take on coding challenges and invent your own creations to control Dash & Dot!
 Book Creator for iPad	\$5.99	Widely used eBook creation app throughout the College. Please ensure that you download the paid version of this app as Book Creator One only allows for the creation of one book.
 Comic Life 3	\$7.99	Comic Book Creation app.
 Dictionary	Free	Works offline - no Internet connection needed when searching words. A paid version is also available.
 ePlatform by Wheelers	Free	Years 5 – 12 The ePlatform eBook and Audiobook app gives students of ePlatform enabled schools and public libraries, access to their digital collections, anywhere, anytime.
 Google Earth	Free	Explore the same global satellite and aerial imagery available in the desktop version of Google Earth, including high-resolution imagery for over half of the world's population and a third of the world's land mass.
 Green Screen by Do Ink	\$7.99	Green Screen effects on your iPad.
 Kahoot	Free	Create your own quizzes in seconds, play anywhere, anytime, on your own or with friends, have fun and LEARN! Kahoot is used in all subjects throughout the College.
 Vivi	Free	Vivi is a wireless presentation tool that enables students to present, share, display, annotate and connect to smartboards in each of our classrooms.

 <p>Khan Academy</p>	<p>Free</p>	<p>Khan Academy allows you to learn almost anything for free. There are over 3,000 videos covering a large number of topics, including K-12 Maths, science topics such as Biology, Chemistry, and Physics, and Humanities with playlists on finance and history.</p>
 <p>Mathletics Students</p>	<p>Free</p>	<p>Companion app to Mathletics</p>
 <p>Minecraft Education</p>	<p>Free</p>	<p>Minecraft: Education Edition is a game-based learning platform that promotes creativity, collaboration and problem-solving in an immersive digital environment.</p>
 <p>NASA</p>	<p>Free</p>	<p>Come explore with NASA and discover the latest images, videos, mission information, news, feature stories, tweets, NASA TV, podcasts and featured content with the NASA app.</p>
 <p>Notability</p>	<p>Free Do not subscribe. Education access to be provided.</p>	<p>Notability allows PDFs to be annotated. This is a core app used in a variety of subjects throughout the College.</p>
 <p>Pic Collage</p>	<p>Free</p>	<p>A fun photo collage editor with free stickers, grids, fonts & cards</p>
 <p>Popplet Lite</p>	<p>Free</p>	<p>Popplet is the simplest tool to capture and organize your ideas. With Popplet you can quick jot down your ideas and sort them visually.</p>
 <p>Protractor+</p>	<p>Free</p>	<p>Protractor helps you to measure angles quickly and easily.</p>
 <p>Sketchbook</p>	<p>Free</p>	<p>SketchBook is used by professional illustrators, concept designers, comic artists, manga lovers, and everyday doodlers - the digital drawing app made for everyone who loves to draw. Sketchbook is used in Art subjects throughout the College.</p>

 Smiling Minds	Free	Mindfulness and meditation
 Sphero EDU	Free	Designed for learner progression, beginners can give robots commands by drawing a path in the app for their robot to follow. Intermediate coders can use Scratch blocks to learn more advanced logic, while pros can use text programming and write their own JavaScript.
 Tynker: Coding for Kids	Free	Tynker’s educational games teach kids coding the fun way! Kids learn to code as they fly drones, mod Minecraft, program with Barbie™, control robots, and explore STEM.
 Wonder for Dash and Dot Robots	Free	This app comes with over 50 challenges that will teach you how to code with Wonder. This app is used with Dash and Dot.
 Microsoft Word	For Microsoft apps, students MUST use their Aitken login for it to be ‘free’. Do not purchase.	Word allows students to create, collaborate and edit documents for assessments, classwork, notes and other studying purposes.
 Microsoft PowerPoint	For Microsoft apps, students MUST use their Aitken login for it to be ‘free’. Do not purchase.	PowerPoint allows students to create, collaborate and edit visual presentations for assessments, classwork, and other studying purposes.
 Microsoft Excel	For Microsoft apps, students MUST use their Aitken login for it to be ‘free’. Do not purchase.	Excel allows students to create, collaborate data and statistics and create graphs. This app can be used in a variety of subjects including STEM classes.

 <p>Microsoft OneDrive</p>	<p>For Microsoft apps, students MUST use their Aitken login for it to be 'free'. Do not purchase.</p>	<p>Students will use OneDrive to access and upload cloud based documents and files. OneDrive can be accessed on any computer and is capable of backing up and retrieving any file types. Students have an allocation of 1TB of storage space.</p>
 <p>micro:bit</p>	<p>Free</p>	<p>This app is used for programming and transferring files that are run on the Micro:bit microcomputers. These will be used during STEM classes for programming and prototyping.</p>
 <p>iMovie</p>	<p>Free</p>	<p>iMovie is used to edit and produce videos.</p>
 <p>Flip</p>	<p>Free</p>	<p>Flip is an accessible video discussion experience app. It amplifies student voice and empowers learners of all ages to engage and share using the power of video. Learners simply download the app, enter their unique Join Code, and record short videos to share</p>
 <p>Canva</p>	<p>Free</p>	<p>Canva allows students to easily create designs and professional graphics. This app is used in a variety of subjects.</p>
 <p>Inspiration Maps</p>	<p>Free</p>	<p>Inspiration Mind Mapping software for the iPad. This is an essential app used in a variety of subjects throughout the College.</p>
 <p>Tinkercad</p>	<p>Free</p>	<p>Learn how to create 3D models and then print them.</p>
 <p>Superbook</p>	<p>Free</p>	<p>Easy to understand kids Bible with fun Bible games</p>







Core Apps for Secondary Students








The following apps are free, essential workflow apps on all iPads for all students and should be downloaded at home:








- **Microsoft Office:** Word, Excel, PowerPoint, OneNote, OneDrive.
- **Adobe Creative Cloud:** Photoshop, Illustrator
- **Notability:** (Requires student school based login credentials that will be provided. **DO NOT PURCHASE OR SUBSCRIBE**)







Please note that apps may become no longer available in the App Store. Should this happen an alternative will be notified.

Note: Click on the relevant icons to open the app in the App Store.

 Bible Gateway	Free	Free Bible app used in RVE classes.
 Vivi	Free	Vivi is a wireless presentation tool that enables students to present, share, display, annotate and connect to smartboards in each of our classrooms.
 Book Creator for iPad	\$5.99	Widely used eBook creation app throughout the College. Please ensure that you download the paid version of this app as Book Creator One only allows for the creation of one book.
 Canva	Free	Canva allows students to easily create designs and professional graphics. This app is used in a variety of subjects.
 Dictionary	Free	Works offline - no Internet connection needed when searching words. A paid version is also available.
 ePlatform by Wheelers	Free	Years 5 – 12 The ePlatform eBook and Audiobook app gives students of ePlatform enabled schools and public libraries, access to their digital collections, anywhere, anytime.







 <p>Flip – Share, Discover, Be You</p>	<p>Free</p>	<p>Flip is an accessible video discussion experience app. It amplifies student voice and empowers learners of all ages to engage and share using the power of video. Learners simply download the app, enter their unique Join Code, and record short videos to share</p>
 <p>Inspiration Maps</p>	<p>Free</p>	<p>Inspiration Mind Mapping software for the iPad. This is an essential app used in a variety of subjects throughout the College.</p>
 <p>Kahoot</p>	<p>Free</p>	<p>Create your own quizzes in seconds, play anywhere, anytime, on your own or with friends, have fun and LEARN! Kahoot is used in all subjects throughout the College.</p>
 <p>Khan Academy</p>	<p>Free</p>	<p>Khan Academy allows you to learn almost anything for free. There are over 3,000 videos covering many topics, including K-12 Maths, science topics such as Biology, Chemistry, and Physics, and Humanities with playlists on finance and history.</p>
 <p>Notability</p>	<p>Free Do not subscribe. Education access to be provided.</p>	<p>Notability allows PDFs to be annotated. This is a core app used in a variety of subjects throughout the College.</p>
 <p>Sketchbook</p>	<p>Free</p>	<p>SketchBook is used by professional illustrators, concept designers, comic artists, manga lovers, and everyday doodlers - the digital drawing app made for everyone who loves to draw. Sketchbook is used in Art subjects throughout the College.</p>
 <p>iMovie</p>	<p>Free</p>	<p>iMovie is used to edit and produce videos.</p>

 Microsoft Word	For Microsoft apps, students MUST use their Aitken login for it to be 'free'. Do not purchase.	Word allows students to create, collaborate and edit documents for assessments, classwork, notes and other studying purposes.
 Microsoft PowerPoint	For Microsoft apps, students MUST use their Aitken login for it to be 'free'. Do not purchase.	PowerPoint allows students to create, collaborate and edit visual presentations for assessments, classwork, and other studying purposes.
 Microsoft Excel	For Microsoft apps, students MUST use their Aitken login for it to be 'free'. Do not purchase.	Excel allows students to create, collaborate data and statistics and create graphs. This app can be used in a variety of subjects including STEM classes.
 Microsoft OneDrive	For Microsoft apps, students MUST use their Aitken login for it to be 'free'. Do not purchase.	Students will use OneDrive to access and upload cloud-based documents and files. OneDrive can be accessed on any computer and is capable of backing up and retrieving any file types. Students have an allocation of 1TB of storage space.
 EV3 Classroom LEGO Education	Free	Year 7 EV3 Classroom enables students to design and code programmable robots to solve complex, real-life problems
 Tinkercad	Free	Year 7 Learn how to create 3D models.
 Adobe Creative Cloud	Free	Year 7 Take Creative Cloud with you to manage your files, install fonts, view tutorials, and discover apps on the go. It's all on your device, wherever you are.


 <p>micro:bit</p>	<p>Free</p>	<p>This app is used for programming and transferring files that are run on the Micro:bit microcomputers. These will be used during STEM classes for programming and prototyping.</p>
 <p>EP Student</p>	<p>Free</p>	<p>Learn at your own pace with thousands of rich, fun and engaging tasks and activities across a wide variety of subjects.</p>
 <p>Quizlet: Learn with Flashcards</p>	<p>Free</p>	<p>Pick from 3 mobile only study modes to suit your learning style and take advantage of audio in 18 languages to reinforce pronunciation and retention. Plus, with full offline support you can study anywhere — even without an internet connection.</p>
 <p>Socrative Student</p>	<p>Free</p>	<p>Students share their understanding by answering formative assessment questions in a variety of formats: quizzes, quick question polls, exit tickets and space races.</p>
 <p>Adobe Illustrator</p>	<p>For Adobe apps, students MUST use their Aitken login for it to be 'free'. Do not purchase.</p>	<p>Create lines, shapes, type, gradients, and effects. Merge or cut graphics with quick Pencil gestures to remove unwanted areas. Make your graphics pop with all-new effects such as point gradients, radial repeats, patterns, and symmetry.</p>
 <p>Adobe Photoshop</p>	<p>For Adobe apps, students MUST use their Aitken login for it to be 'free'. Do not purchase.</p>	<p>Photoshop on the iPad delivers core tools designed for Apple Pencil and touch. Get inspired and learn tips and tricks in our new inspiration gallery.</p>

Subject Specific Apps for Secondary Students

Media

 <p>Shot Designer</p>	Free	Shot Designer is a tool for Directors and DPs that creates Animated Camera Diagrams, with Shot List, Storyboards and Director's Viewfinder, and Sync.
 <p>Animation Desk: Draw & Animate</p>	Free	Students will use this app to learn how to make cartoons and animations
 <p>RØDE Reporter</p>	Free	The RØDE Reporter App is the intuitive recording companion you need to easily record and publish broadcast quality audio.
 <p>Stop Motion Studio</p>	Free	With it's easy to use interface Stop Motion Studio lets you create beautiful movies like Wallace and Gromit or those groovy Lego shorts on YouTube.
 <p>FlipaClip: Cartoon Animation</p>	Free	Animate your dreams and bring them to life! FlipaClip's powerful and fun animation tools make frame-by-frame animation easy.
 <p>Action Movie FX</p>	Free	ACTION MOVIE FX lets you add Hollywood FX to iPhone and iPad movies that YOU shoot!

Physical Education

 <p>iMuscle2</p>	\$7.99	Years 10 & 11 Physical Education ONLY iMuscle2 is a fitness app that helps users to work out effectively and minimise injury.
---	---------------	---

Frequently Asked Questions

Must all students have their own iPad?

Yes, all students must have an iPad.

Will we have to bring the iPad to school every day?

Yes, it is part of your school equipment and needs to be with you in school. It should be fully charged and ready for use.

Will parents be required to pay for apps from the Apple App store?

The College supplies a list of apps both free and paid for apps. Final subject specific apps will be provided at the beginning of the College year. Students may be required to download free apps as they are released throughout the year. Any additional paid apps after the booklist has been issued will be distributed to students via our iPad management system.

Will students need an Apple ID?

Yes, students will need their own Apple ID, along with their parents. It is recommended that this ID be linked to a non-school e-mail account so that any Apps purchased stay with the student into the future and may stay within the family iTunes account. iTunes purchases can be synchronised to more than one device so if there is more than one student at Aitken in the family, any apps need only be purchased once.

Will my child need to have my credit card details to register an Apple ID Account?

No, it is possible to create a “free” Apple ID account, but your child needs to be over 13, or Family Sharing needs to be setup with a child account added. For paid apps we recommend the use of iTunes gift cards rather than allowing children to use their parents credit cards. We also recommend that ‘in app’ purchases are disabled in the settings to prevent accidental purchases of tempting offers that may require payment. It is also possible to create an Apple ID with a credit card but then immediately delete the credit card from the payment method. Students must not have access to your credit card or banking information for use with the App Store.

Are students able to install games?

Yes, students may install games. Games must be age and content appropriate and games should not be played in class and should not affect the use of the iPad.

Can students have their personal iPad taken from them?

Yes, the College reserves the right to remove the device from a student at the discretion of the teacher. Parents will be notified of serious misuse and invited to discuss this with the relevant Head of Year.

Can you print from the iPad?

Yes, students are able to print to printers within the College.

Will internet use be monitored?

Yes, all internet use is monitored throughout the College and all inappropriate usage dealt with appropriately. Students will be asked to install a profile onto your iPads at the beginning of the year to assist with the process. The profile is only in use whilst the iPad is in the College.

What happens if students ‘hot spot’ their device at school?

‘Hot spotting’ the iPad involves the use of a mobile phone and is not allowed. Students have access to the wireless network at school.

Will the iPad replace our textbooks?

Increasingly, yes. All faculties are ensuring that as far as possible they will be using digital textbooks as publishers make them available.

Will students stop writing by hand?

No, best practice use of mobile devices involves them being combined with other traditional learning activities including handwriting, speaking and listening activities. Students may wish to purchase an Apple Pencil for note taking on the iPad.

Will laptops/computers still be used to complete work?

Yes, you will also be able to access your documents through AIMS on your iPad, PC, Mac at home or in school. You will be able to access your files through Office365 and OneDrive.

Can students jailbreak or modify their iPad?

No, this will be regarded as a serious breach of the Acceptable Use Policy and jailbroken or modified iPads will not be able to access the College WIFI.

Will students be able to use their iPad during recess and lunch times?

Students will be able to use the iPad for explicit schoolwork but NOT games.

Will students have access to social media sites from the iPad?

Yes, students will be able to access social media from the iPad whenever they are connected to a wireless network. However, whilst at the College students must abide by the Acceptable Use Policy and all internet usage is monitored by CyberEdge and our iPad management system monitors activity in this area and flags inappropriate use.

Will the battery last all day at school?

If the battery life of the iPad is correctly managed, the battery will last all day at school. The battery should last at least 10 hours between charges depending on how it is used. iPads should be charged at home and brought into school charged and ready for work.

Who is responsible for updating iPad IOS and apps?

You are responsible for updating your own iPads and ensuring you the most up to date IOS and apps. Updating of apps and IOS should be undertaken at home.

Where do I keep it my iPad I am at school?

Your iPad will remain with you in all classes. If it is not being used in a lesson or at lunch or recess then your iPad should be secured in your locker.

What if the memory is full and there are no games to delete?

You will need to manage the content of your iPad. At times, it may be necessary to remove apps you are not using. You can delete from your iPad but still keep them within your iTunes purchases and restore them should you wish.

What happens if I misplace my iPad?

Make sure that you have the 'Find my iPad' app on your iPad then it can be located. You should inform your Head of School.

Appendix: Setup Guides

Family Sharing

Family Sharing makes it easy for up to six family members to share music, films, TV shows, apps, books, an iCloud storage plan, subscriptions and more, all without sharing an Apple ID. You can set up an Apple ID for kids, set up parental controls and use Screen Time to manage how your children use their Apple devices. You can also turn on Ask to Buy, so children must receive approval for purchases or free downloads.

One adult family member—the *organizer*—sets up a family sharing group and invites up to five other family members to participate. When family members join, they have instant access to the shared content.

Further Information: <https://support.apple.com/en-au/guide/ipad/ipadacb14669/ipados>

Create an Apple ID for your child

Apple's current terms and conditions state that users must be 13 years of age or older to have a personal Apple ID. This means that prior to 13 years of age, the Apple ID associated with a child's iPad is the parents'/guardians' Apple ID for that device, and not the student's. Consequently, we ask parents/guardians of children under the age of 13 to create and manage their child's Apple ID. Parents can decide whether to continue to manage their child's Apple ID once he/she turns 13 years of age.

Further Information: <https://support.apple.com/en-au/HT204316>

iCloud

iCloud securely stores your photos, videos, documents, backups, and more—and keeps them updated across all your devices—automatically. With iCloud, you can also share photos, calendars, notes, folders, and files with friends and family. iCloud provides you with an email account and 5 GB of free storage for your data.

Further Information: <https://support.apple.com/en-au/guide/ipad/ipad2161498f/ipados>



aitken
COLLEGE

 1010 Mickleham Road
Greenvale VIC 3059

 T 03 9333 9100
 E admin@aitkencollege.edu.au

 www.aitkencollege.edu.au

In Mind and Spirit