

# Remote Learning!

@ Upwey South  
Primary School

We want to know what  
it looks like for you...



CREATED USING  
**POWTOON**



**Hello USPS families,**

**It's Mr Kitch here, with an  
important announcement.**

School feels a bit different at the moment, because we are learning remotely.

Therefore, we want our newsletter to be filled with pictures and videos of you!



CREATED USING  
**POWTOON**



## Have you done something interesting at home?

It could be something you have done with your family, such as:

- cooking
- gardening
- training your pet
- or even a performance!



# How do you decide what to choose?

Think about a learning task you have completed that is **awesome!**

Talk with the adults in your life about some ideas.

It's important that they help you.



## Tip

# Work out if your idea is suitable for the newsletter?

Whether it's a dance, a photo of your amazing math book, a meal you cooked, or something you have made.

- Would others be interested in seeing your picture/ video?
- Does the clip positively promote your learning?



## Tip

# Check your image or video before uploading

- Is it suitable for everyone to see?
- Is it linked to something you have learnt?
- Is the image and sound clear?
- If there are other people in the clip, do you have their permission?

**It's only okay to upload if you have your family's permission.**



# Uploading your clip

Contact with your teacher if you need help to upload your idea.

and ensure that you have the technology to support it (wifi/camera)



**Tip**

## Be patient...

Once you have uploaded your clip, you don't need to do anything else.

**Remember... lots of students will be uploading clips, so if your clip isn't featured, it might be in the following newsletter.**



CREATED USING  
**POWTOON**





**Tip**

**Don't upload a clip,  
unless you made it**

**Avoid copying a clip  
from social media!**

**Most of these are not  
for kids!**



# Tip

## Remember to take a break!

- Remote learning days can be hard for everyone.
- Eat healthy food- even if you have to make it yourself!
- Get physical: stand up, stretch, dance, breathe in fresh air




**Tip**

## Dress for Success

Remember that even though you might be at home, you still have to be organised.


**This mentally prepares you to get into the “learning zone”**




# How to upload a clip...



Go to your Google Classroom

Click on  
  STAR IN THE NEWSLETTER   
under your subject tabs.

Submit your clip at anytime!



CREATED USING  
**POWTOON** 



**By implementing these tips, right from the get-go, you're creating a positive & productive Remote Learning environment.**

**We can't wait to see what it looks like for your family!**

**Any questions?**

---

Contact your classroom teacher