



HOW TO GET YOUR LAUNCESTON CHRISTIAN SCHOOL APP

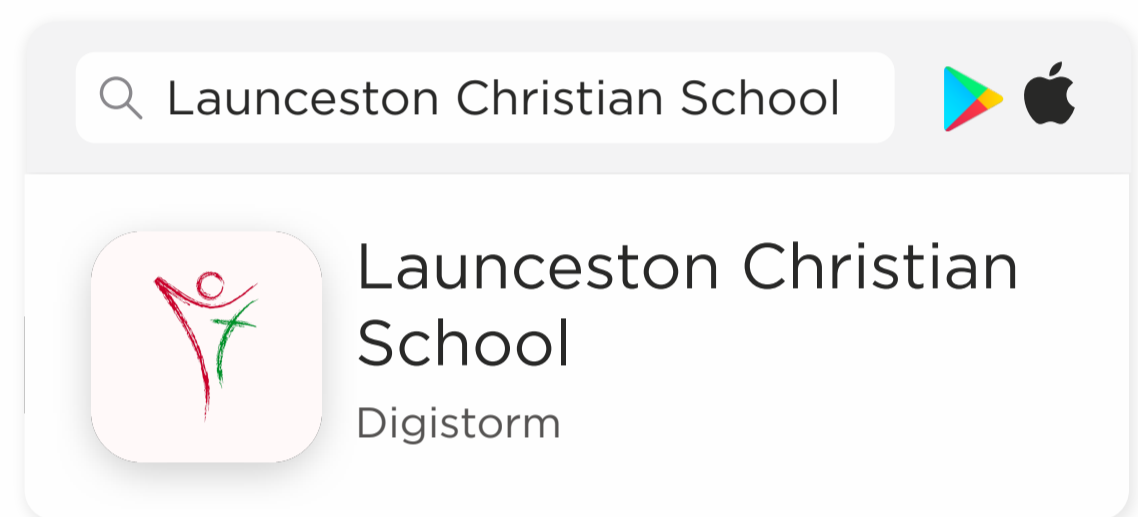
Learn how you can quickly and easily access the new Launceston Christian School app.



STEP 1

SEARCH & DOWNLOAD

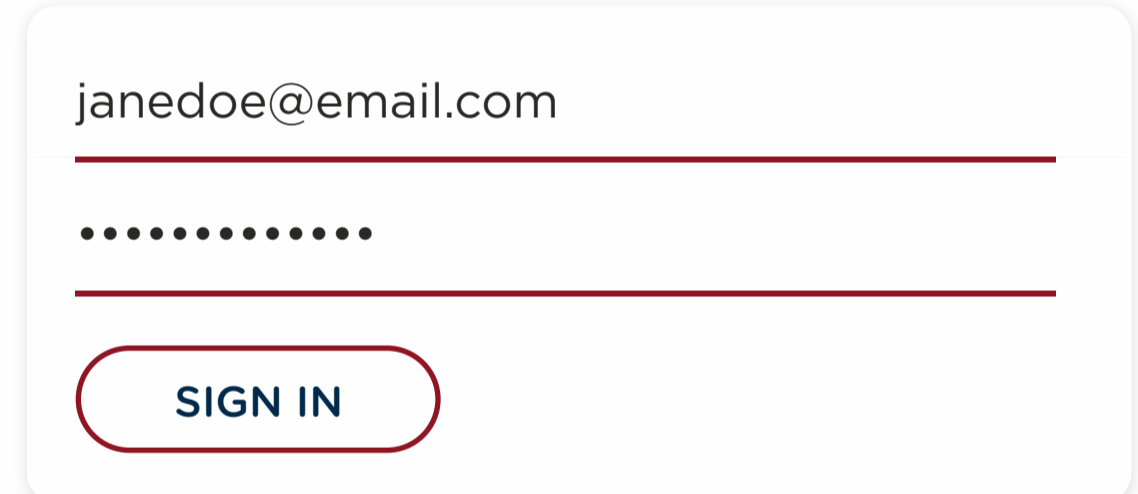
Search for **Launceston Christian School** on the Apple App Store or Google Play to download the Launceston Christian School app.



STEP 2

SIGN IN

Once you have downloaded and opened the app, you will be able to sign in using your **Launceston Christian School** logins.



STEP 3


STAY CONNECTED

You will now receive the **latest updates** and information from the school.

STEP 4

TAKE THE TOUR

Explore the **features** of your new app by tapping the tiles on the dashboard.





Parents: Logging in to The Hub for the first time

The Hub is the main way we communicate within our school community. To log in to The Hub you will need a **username** and **password**

- Your *username* is the email address which you have already supplied the school on your enrolment forms.

Please contact the School Office if you:

- have not supplied an email address
- need to change your email address
- or have forgotten your email address

If you are a NEW PARENT to LCS you will not be able to set up The Hub until the week prior to your child starting school. Your *password* can be set before you log on for the first time by clicking on the *Parents, forgotten your password?* link on The LCS Hub homepage via your browser (shown below) or by clicking <http://bit.ly/2l1aaDZ>



Type your email address into the appropriate box and click *Send* (shown below)

Have You Forgotten Your Password?

Please enter your email address (username) below.
A link will be sent to the email address registered to your account and you will be given instructions on how to reset your password.

Email / Username

Send

An email will be sent to you enabling you to reset your password

If you cannot find the email that has been sent, please check:

- that you have correctly typed in your email address
- that the reset password email has not ended up in your "Junk Email" folder
- that the email address you have typed in is the same as what you have supplied the school (you can check with the office)

If you are still having difficulties, please contact the school office