

NAPLAN Online

Student Session – Years 7 and 9

Learning Intentions

1. You will understand the logistical requirements for NAPLAN and where you need to be as a student.

Success Criteria

1. You will successfully bring your materials.
 2. You will be in the right room and on time.
 3. You will bring a fully charged laptop, with the NAP Locked Down Browser, having shut down and restarted it in the previous session.
-

Mount Alvernia NAPLAN Schedule – 2021

Year 7

Year 7				
Test Type	Date	Length	Period	Rooming
Writing Test	Wednesday 12 May	42 mins	Periods 1 + 2	LG1:L101 LG2:L102 LG3:L103 LG4:L104 LG5:L201 LG6:L202 AARA: C003
Reading	Thursday 13 May	65 mins	Periods 1 + 2	
Conventions of Language	Thursday 13 May	45 minutes	Period 4 + Assembly	
Numeracy	Friday 14 May	65 minutes	Period 1 + 2	

Mount Alvernia NAPLAN Schedule – 2021

Year 9

Year 9				
Test Type	Date	Length	Period	Rooming
Writing Test	Wednesday 12 May	42 mins	Period 2 + Homeroom	9EN1 – L203 9EN2 – L204 9EN3 – L301 9EN4 – L302 9EN5 – L303 9EN6 – L304 AARA: C005
Reading	Thursday 13 May	65 mins	Period 2 + PD	
Conventions of Language	Thursday 13 May	45 minutes	Period 4 + Assembly	
Numeracy	Friday 14 May	65 minutes	Periods 1 + 2	

Permitted Materials	Prohibited Materials
<ul style="list-style-type: none">• Laptop – Fully Charged• WIRED Headphones• Pencils / pens• Pencil sharpener• Eraser	<ul style="list-style-type: none">• Mobile phones• Electronic devices other than laptop - eg Apple Watch• Assistive technology – other than for students with approved disability• Dictionary• Ruler


LAPTOP

- Any issues WITH CONNECTIVITY OR USE OF COMPUTER need to be resolved by Week 3 – **YOU MUST SEE IT IMMEDIATELY.**
- Students must have an updated NAP Browser – not the one they used in Moodle in Year 7.

Behaviour Expectations

- Make sure you've been to the toilet before you arrive at the test.
Do not waste time in the test.
- Line up outside classroom – fifteen minutes in advance of test for Period I start.
- Bring appropriate equipment or have organised borrowing **BEFORE TEST**.
- Follow instructions of teachers – no talking, no communication, test conditions at **ALL** times.
- Raise your hand if you have a problem.

During the Test – What Can You Expect

<p>Step One: Get Ready</p>	<p>Turn on your computer, having performed a shut down and restart from your previous session.</p>
<p>Step Two: Go to NAP Locked down browser</p>	
<p>Step Three: Follow Teacher Instructions</p>	<p>Enter the Session Code written on the board or shown on the power point</p> <p>Enter the Student Code you have received on the Student Slip – press enter</p> <p>Confirm your name</p>
<p>Step Four: Teacher Instructions</p>	<p>Listen to and follow the instructions of the teacher to the letter. <u>Maintain test conditions at all times</u> – no talking, no communication (including non-verbal). Raise your hand and wait patiently in the event of a problem.</p>
<p>Step Five: Work smart and hard</p>	<p>Follow the guidance you received at your NAPLAN immersion sessions and in classes</p> <p>Make sure you are aware of the assistance provided by your toolbars</p> <ul style="list-style-type: none"> • Use the flag if you know you need to come back to something

Key Points to Remember

- Do not finalise your test until you have thoroughly checked your work going back over questions.
- Do your best – remembering test strategies.

Reading

Know:

- figurative language – symbolism, alliteration, assonance, metaphor, simile, repetition
- eagle (fly over) and wolf (hunt through) strategy
- review the questions first.
- then review the text – taking note of the title, genre, author, context
- consider the key words of the question carefully before answering
- eliminate least likely answers

Writing – Persuasive

- persuasive structure – intro, two body paragraphs, conclusion (must write 250 words)
- persuasive writing techniques and use four distinctive techniques – high modal language, facts/statistics, rhetorical questions, repetition, evocative vocabulary
- how to engage the audience – make it clear who the audience is, refer to the audience as an us group
- different sentence structures – w start, **explore the subject**, power sentence, red, white and blue, adverbial start, ing start, ed start

Writing – Narrative

Know:

- narrative writing phases – moment in time, orientation, complication, rising tension, resolution
- must have paragraph breaks
- dialogue on a new line and indented
- narrative writing techniques – moment in time, showing not telling, use of dialogue
- different sentence structures – w start, **explore the subject**, power sentence, red, white and blue, adverbial start, ing start, ed start

Conventions of Language

Know:

- simple, compound, and complex sentences
- comma, semi-colon and colon rules
- apostrophe rules
- direct speech rules
- types of verbs
- types of nouns
- adjectives and adverbs
- How to eliminate obviously wrong answers, for multi choice questions, in order to decide between two less obvious alternatives

Numeracy – Know

- how to use your toolbars purposefully - flag to come back to a question, ruler and protractor manipulation
- how to purposefully use your note paper to work through problems manually before entering answers online
- how to eliminate obviously wrong answers, for multi choice questions, in order to decide between two less obvious alternatives
- how to check that the answer you have provided makes sense. Be aware of common mistakes:
 - decimals in the wrong place
 - converting incompatible units
 - failure to appreciate negative numbers
 - order of operations
 - rounding off


Spelling

Know:

- common spelling rules
- common spelling strategies – chunk it up, sound it out, words within words
- challenging words: See NAPLAN Spelling Rules, Strategies and Vocabulary List

Challenging Words

appreciate	fascinating	obscure
benefitted	futile	pessimistic
bias / biased	humanitarian	proposition
brilliant	intriguing	realistically
consequently	insanity	rigorous
courageous	longevity	temporary
definitely	magnificent	unimaginable
efficient	naïve / naivety	vulnerable
embarrassing	nuisance	
exaggerated		




7 Info Hub

Teaching and Learning and Pastoral Information for Francis School



Year 9 Info Hub

NAPLAN Information



To Improve
and Practise –
Go To