

PARENT'S GUIDE TO ZOOM

The best option for using Zoom is to use a Zoom app. You are able to join Zoom meetings from a web-browser but this can cause issues, especially with sound.

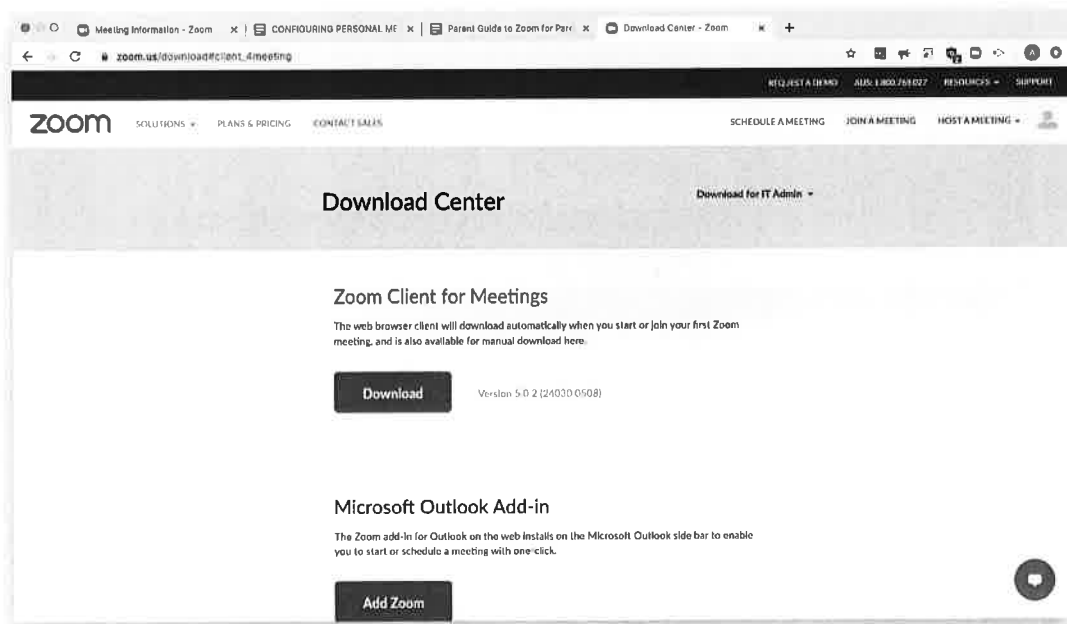
If you do not want to download the Zoom app, Google Chrome is recommended.

To join a meeting via the browser, go to <https://zoom.us/join> and enter the meeting ID (these will be shared before meetings)

This guide will vary depending on what device you are using but the concept will be the same.

Downloading & Installing Zoom

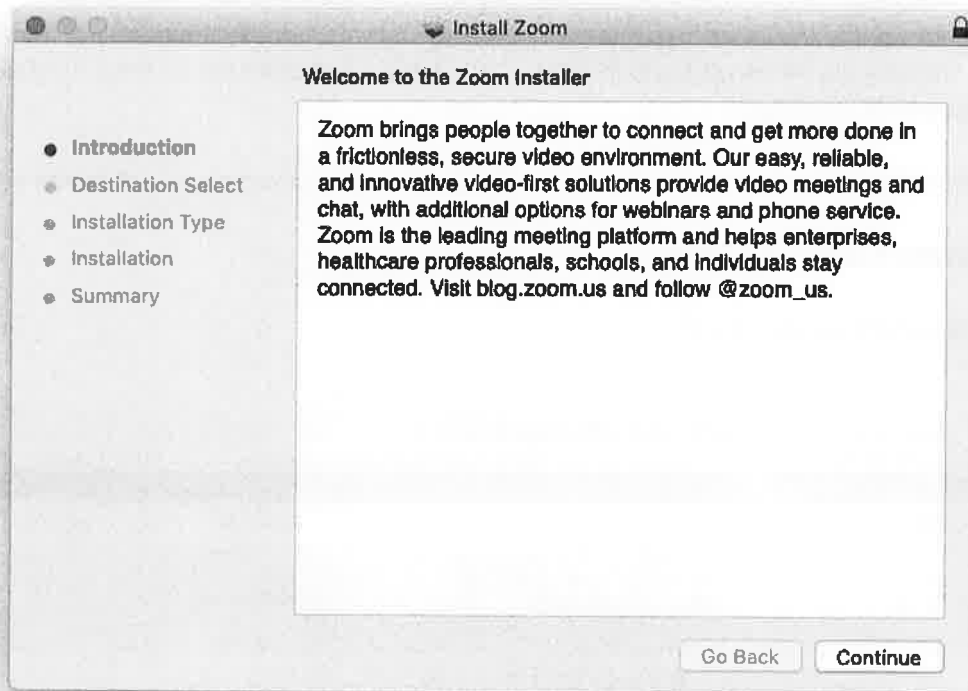
Go to <https://zoom.us/download>



Click the blue 'Download' button.

PARENT'S GUIDE TO ZOOM

Once the download has finished, click the file to open it and follow the installation instructions.



PARENT'S GUIDE TO ZOOM

Once the installation has completed, open Zoom. It should look somewhat like this.



If you have an account, you can sign in, otherwise click on "Join a Meeting"

*****You can skip this step by just clicking on a zoom invite link, that will launch the zoom app and take you straight into the meeting.*****

Eg. <https://armcatholic.zoom.us/j/65967937861>

PARENT'S GUIDE TO ZOOM

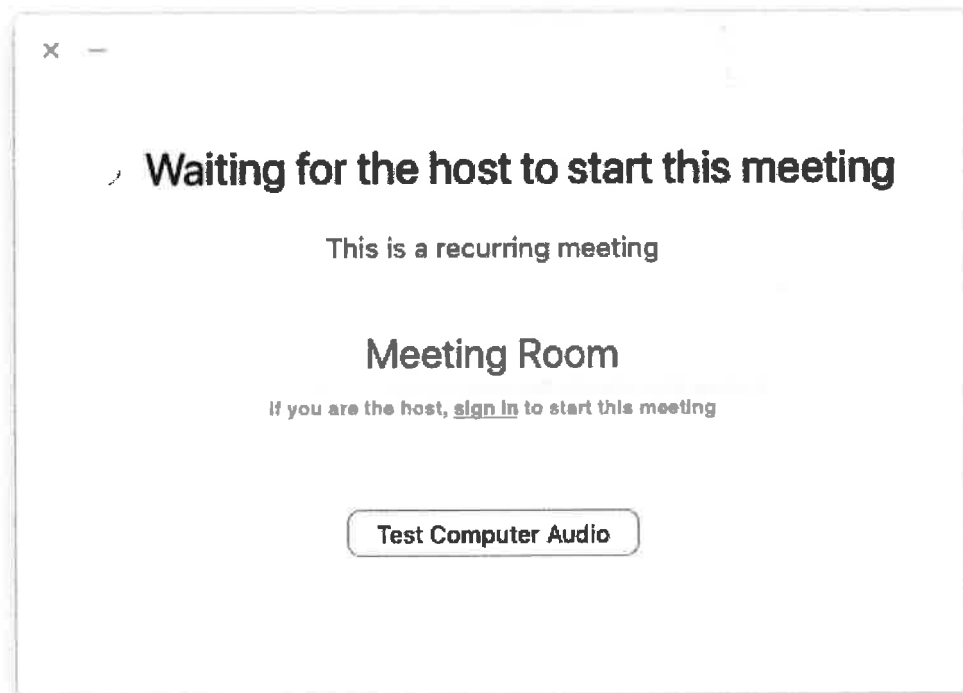


The image shows a screenshot of the Zoom 'Join Meeting' dialog box. It features a title 'Join Meeting' at the top. Below the title is a dropdown menu labeled 'Meeting ID or Personal Link Name'. Underneath that is a text input field labeled 'Your Name' with the name 'Andrew' entered. There are three checkboxes: 'Remember my name for future meetings' (checked), 'Don't connect to audio' (unchecked), and 'Turn off my video' (checked). At the bottom right, there are two buttons: 'Cancel' and 'Join'.

Fill in the necessary details.

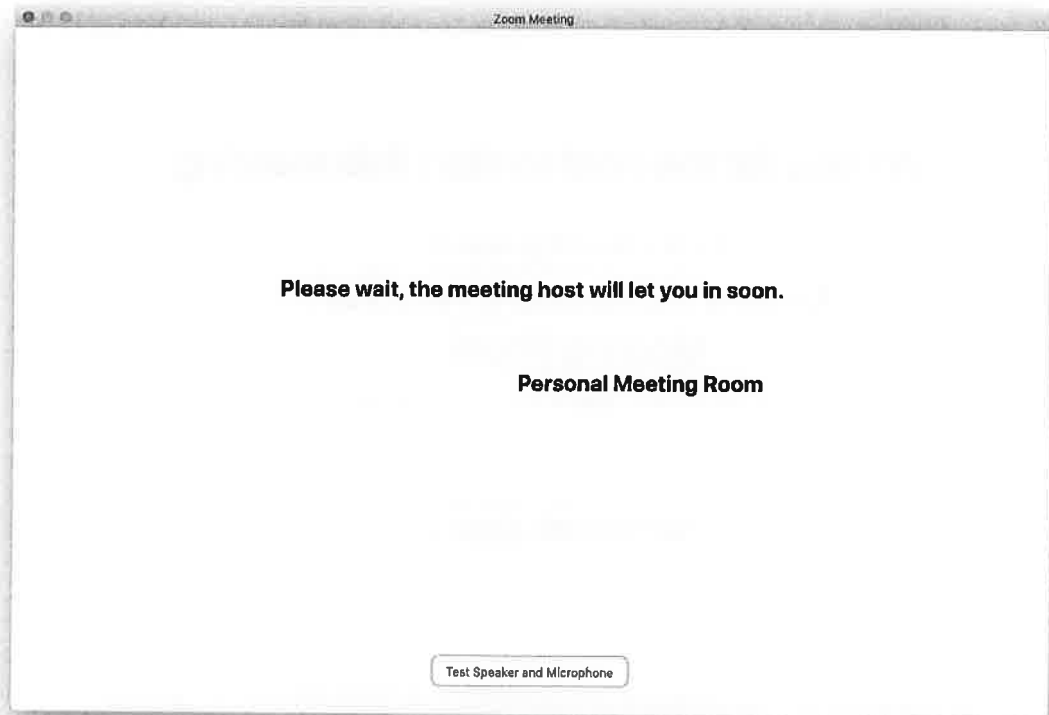
Once you have joined the meeting, the screen will look different depending if the host has begun the meeting yet.

PARENT'S GUIDE TO ZOOM



If the host has not begun the meeting it will look something like this.

PARENT'S GUIDE TO ZOOM



This is how it will look if the host has begun the meeting. This is the virtual waiting room. When it is time for your meeting, the host will 'admit' you from the waiting room into the meeting.

PARENT'S GUIDE TO ZOOM

This is what the Zoom Meeting will look like (it should have video rather than only names).



1. Use these buttons to toggle your microphone and camera on and off.
2. Press this button to leave the meeting.

RESEARCH ON THE HISTORY OF THE

