



# ***ACC SWIMMING***

## **A DIVISION**

**MARCH • 24 • 2021**

**HBF STADIUM • INDOOR POOL**



Lane 1




**JOHN XXIII COLLEGE**  
**CAPS:** White with gold/navy crest  
**BATHERS:** Navy blue

Lane 2



**ALL SAINTS' COLLEGE**  
**CAPS:** Dark blue with white lettering  
**BATHERS:** Navy blue with light blue side panel: Boys - speedos or jammers

Lane 3



**NEWMAN COLLEGE**  
**CAPS:** Sky blue with royal blue logo  
**BATHERS:** Black with dark blue & blue scoop stripes bottom front. Boys - can wear blue school racing skins

Lane 4



**MANDURAH CATHOLIC COLLEGE**  
**CAPS:** Maroon with yellow logo  
**BATHERS:** Maroon bathers with gold type

Lane 5



**MERCEDES COLLEGE**  
**CAPS:** White  
**BATHERS:** Green



**CBC FREMANTLE**  
**CAPS:** White with college crest on side  
**BATHERS:** Charcoal with college crest on back

Lane 6



**ST STEPHEN'S SCHOOL, DUNCRAIG**  
**CAPS:** Red with SSS Duncaig  
**BATHERS:** Navy with red and white trim

Lane 7



**SACRED HEART COLLEGE**  
**CAPS:** Red with white SHC  
**BATHERS:** Black, red and white side panels

Lane 8



**CHISHOLM CATHOLIC COLLEGE**  
**CAPS:** White with school crest and red lettering  
**BATHERS:** Teal with red & white side panel & white trim  
Boys - teal, red & white jammers

# CARNIVAL DIVISIONS 2021

## **A DIVISION - WEDNESDAY 24 MARCH 2021**

John XXIII College  
All Saints' College  
Newman College  
Mandurah Catholic College  
Mercedes College/CBC Fremantle  
St Stephen's School, Duncraig  
Sacred Heart College  
Chisholm Catholic College

## **C DIVISION - TUESDAY 23 MARCH 2021**

Lake Joondalup Baptist College  
St Mary MacKillop College  
Kennedy Baptist College  
John Septimus Roe ACS  
Mandurah Baptist College  
Georgiana Molloy AS  
Frederick Irwin AS  
Kingsway Christian College

## **E DIVISION - MONDAY 22 MARCH 2021**

Bunbury Cathedral Grammar School  
Mater Dei College  
Seton Catholic College  
St Stephen's School, Carramar  
Living Waters Lutheran College  
Irene McCormack Catholic College  
Swan Valley ACS  
Carey Baptist College (Harrisdale)

## **G DIVISION - THURSDAY 18 MARCH 2021**

St Joseph's College, Albany  
South Coast Baptist College  
Rehoboth Christian College  
Aranmore Catholic College  
Holy Cross College  
John Wollaston ACS  
St Joseph's School, Northam  
Mercy College

## **I DIVISION - TUESDAY 16 MARCH 2021**

Alkimos Baptist College  
Immaculate Heart College  
The King's College  
Mother Teresa Catholic College  
Ellenbrook Christian College  
Southern Hills Christian College  
Fremantle Christian College  
Foundation Christian College

## **B DIVISION - THURSDAY 25 MARCH 2021**

Corpus Christi College  
St Brigid's College/Mazenod College  
Ursula Frayne Catholic College  
Nagle Catholic Catholic College  
St Mark's ACS  
Peter Moyes ACS  
Prendiville Catholic College  
Kolbe Catholic College

## **D DIVISION - FRIDAY 26 MARCH 2021**

John Paul College  
Servite College  
Guildford Grammar School  
La Salle College  
Emmanuel Catholic College  
St Norbert College  
Lumen Christi College  
Swan Christian College

## **F DIVISION - FRIDAY 19 MARCH 2021**

Austin Cove Baptist College  
Tranby College  
Providence Christian College  
St George's AGS  
Geraldton Grammar School  
Helena College  
Quinns Baptist College  
Peter Carnley ACS

## **H DIVISION - WEDNESDAY 17 MARCH 2021**

Court Grammar School  
Carmel School  
Mundaring Christian College  
Cornerstone Christian College  
St Andrew's Grammar  
St James' Anglican School  
Grace Christian College  
Geraldton Christian College

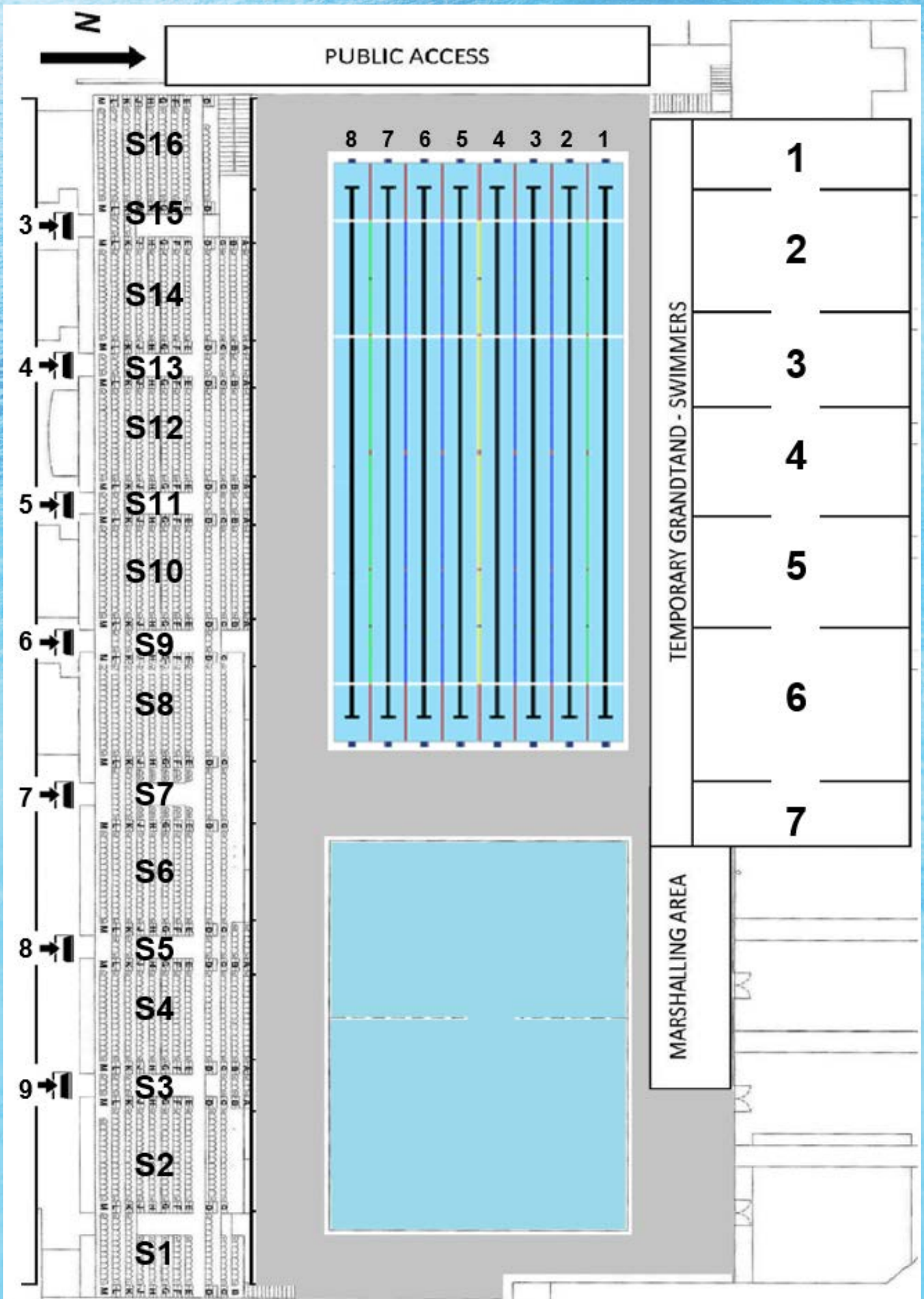
## **J DIVISION - MONDAY 15 MARCH 2021**

Edmund Rice College  
Carey Baptist College (Forrestdale)  
St John Bosco College  
International School of WA  
Heritage College Perth  
St Mary star of the Sea  
Northshore Christian Grammar School

# SEATING ALLOCATION

SCHOOL	COMPETITOR SEATING – PERMANENT STAND	EXIT ORDER	COMPETITOR SEATING - TEMPORARY STAND
CBC Fremantle	0	9	<i>Block 1 – not in use</i> Block 2 (seats 66) <b>66</b>
Mercedes	0	7	Block 3 (66 seats) <b>66</b>
St Stephen's (Duncraig)	0	5	Block 4 (129 seats) Block 3 (3 seats) <b>132</b>
Mandurah CC	0	1	Block 5 (129 seats) Block 6 (3 seats) <b>132</b>
John XXIII	0	3	Block 6 (132 seats) <b>132</b>
Newman	Block S16 <b>132 seats</b> Exit Door 3	8	<i>Block 7 – not in use</i>
Sacred Heart	Block S14 <b>132 seats</b> Exit Door 3	6	
All Saints'	Block S12 (left side), Block S13 <b>132 seats</b> Exit Door 4	4	
Chisholm	Block S12 (right side), Block S11 <b>132 seats</b> Exit Door 5	2	
Public	<i>Block: S10, S9, S8</i> <b>372 seats</b> Exit Door 6/7		Block 7 = 96 Block 6 = 190 Block 5 = 129 Block 4 = 129 Block 3 = 124 Block 2 = 149 Block 1 = 96 Total: 913 (approx.)
Total Utilization	<b>900 seats</b>		<b>528 seats</b>

# INDOOR POOL SEATING MAP



# PROGRAM OF EVENTS

EVENT DETAILS							RECORD			
1	9.00	G	U13	100M	F/S	DIV I	Tamsin Cook	St Mark's ACS	01.02.89	2011
2	9.03	B	U13	100M	F/S	DIV I	Brendan Best	John XXIII College	01.03.23	2016
3	9.06	G	U14	100M	F/S	DIV I	Jaime Prescott	All Saints' College	01.01.26	2014
4	9.09	B	U14	100M	F/S	DIV I	Benjamin Dearle	Chisholm College	00.58.40	2014
5	9.12	G	U15	100M	F/S	DIV I	Crystal Edwards	St Stephen's Duncairg	0.58.74	2018
6	9.15	B	U15	100M	F/S	DIV I	Benjamin Dearle	Chisholm College	00.57.30	2015
7	9.18	G	U16	100M	F/S	DIV I	<b>Crystal Edwards</b>	<b>St Stephen's Duncairg</b>	<b>00.57.09</b>	<b>2019</b>
8	9.21	B	U16	100M	F/S	DIV I	Damian Fyfe	St Stephen's Duncairg	00.54.63	2012
9	9.24	G	U17	100M	F/S	DIV I	Rebecca Blevins	Mater Dei College	00.58.84	2007
10	9.27	B	U17	100M	F/S	DIV I	Damian Fyfe	St Stephen's Duncairg	00.53.46	2013
11	9.30	G	OPEN (U19)	100M	F/S	DIV I	Merindah Dingjan	Frederick Irwin	00.59.16	2007
12	9.33	B	OPEN (U19)	100M	F/S	DIV I	Damian Fyfe	St Stephen's Duncairg	00.53.44	2014
13	9.36	G	JNR	4 x 50M	MD RELAY	DIV I		Mandurah Catholic	02.12.72	2016
14	9.39	B	JNR	4 x 50M	MD RELAY	DIV I		Sacred Heart	02.06.42	2013
15	9.42	G	SNR	4 x 50M	MD RELAY	DIV I		Iona	02.08.97	2009
16	9.45	B	SNR	4 x 50M	MD RELAY	DIV I		St Mark's ACS	01.53.25	2015
17	9.48	G	U13	50M	F/S	DIV II	Emily Holland	Southern Hills CC	00.29.52	2017
18	9.50	G	U13	50M	F/S	DIV I	Emily Holland	Southern Hills CC	00.29.52	2017
19	9.52	B	U13	50M	F/S	DIV II	Jacob Hale	John Wollaston	00.28.60	2018
20	9.54	B	U13	50M	F/S	DIV I	Jacob Hale	John Wollaston	00.28.60	2018
21	9.56	G	U14	50M	F/S	DIV II	Sarah Miller	Newman	00.28.75	1996
22	9.58	G	U14	50M	F/S	DIV I	Sarah Miller	Newman	00.28.75	1996
23	10.00	B	U14	50M	F/S	DIV II	<b>Jacob Hale</b>	<b>John Wollaston</b>	<b>00.26.83</b>	<b>2019</b>
24	10.02	B	U14	50M	F/S	DIV I	<b>Jacob Hale</b>	<b>John Wollaston</b>	<b>00.26.83</b>	<b>2019</b>
25	10.04	G	U15	50M	F/S	DIV II	Adelaide Hart	Seton College	00.27.75	2009
26	10.06	G	U15	50M	F/S	DIV I	Adelaide Hart	Seton College	00.27.75	2009
27	10.08	B	U15	50M	F/S	DIV II	Kendall Ruthven	Chisholm	00.26.00	2004
28	10.10	B	U15	50M	F/S	DIV I	Kendall Ruthven	Chisholm	00.26.00	2004
29	10.12	G	U16	50M	F/S	DIV II	Rachel Bell	Mercedes	00.28.11	1998
30	10.14	G	U16	50M	F/S	DIV I	Rachel Bell	Mercedes	00.28.11	1998
31	10.16	B	U16	50M	F/S	DIV II	<b>Matthew Teng</b>	<b>Ursula Frayne</b>	<b>00.25.43</b>	<b>2019</b>
32	10.18	B	U16	50M	F/S	DIV I	<b>Matthew Teng</b>	<b>Ursula Frayne</b>	<b>00.25.43</b>	<b>2019</b>
33	10.20	G	U17	50M	F/S	DIV II	Carmen Cosgrove	Lumen Christi	00.28.64	1996
34	10.22	G	U17	50M	F/S	DIV I	Carmen Cosgrove	Lumen Christi	00.28.64	1996
35	10.24	B	U17	50M	F/S	DIV II	James Bull	Chisholm College	00.24.94	2016
36	10.26	B	U17	50M	F/S	DIV I	James Bull	Chisholm College	00.24.94	2016
37	10.28	G	OPEN (U19)	50M	F/S	DIV II	Rebecca Blevins	Mater Dei College	00.28.40	2008
38	10.30	G	OPEN (U19)	50M	F/S	DIV I	Rebecca Blevins	Mater Dei College	00.28.40	2008
39	10.32	B	OPEN (U19)	50M	F/S	DIV II	Matthew Lenton	John Sept Roe	00.24.66	2003
40	10.34	B	OPEN (U19)	50M	F/S	DIV I	Matthew Lenton	John Sept Roe	00.24.66	2003
40B		G	No Limits	50M	F/S	MC				
40C		B	No Limits	50M	F/S	MC				

# PROGRAM OF EVENTS

EVENT DETAILS							RECORD				
41	10.36	G	U13	50M	BR/S	DIV II	Crystal Edwards	St Stephen's Duncraig	00.37.05	2016	
42	10.38	G	U13	50M	BR/S	DIV I	Crystal Edwards	St Stephen's Duncraig	00.37.05	2016	
43	10.40	B	U13	50M	BR/S	DIV II	Thomas Prowton	Peter Moyes	00.38.15	2018	
44	10.42	B	U13	50M	BR/S	DIV I	Thomas Prowton	Peter Moyes	00.38.15	2018	
45	10.44	G	U14	50M	BR/S	DIV II	Logan Bristow	St Brigid's	00.36.81	2010	
46	10.46	G	U14	50M	BR/S	DIV I	Logan Bristow	St Brigid's	00.36.81	2010	
47	10.48	B	U14	50M	BR/S	DIV II	Benjamin Dearle	Chisholm College	00.34.27	2014	
48	10.50	B	U14	50M	BR/S	DIV I	Benjamin Dearle	Chisholm College	00.34.27	2014	
49	10.52	G	U15	50M	BR/S	DIV II	Crystal Edwards	St Stephen's Duncraig	00.34.00	2018	
50	10.54	G	U15	50M	BR/S	DIV I	Crystal Edwards	St Stephen's Duncraig	00.34.00	2018	
51	10.56	B	U15	50M	BR/S	DIV II	Lennard Bremer	St Mark's ACS	00.33.02	2008	
52	10.58	B	U15	50M	BR/S	DIV I	Lennard Bremer	St Mark's ACS	00.33.02	2008	
53	11.00	G	U16	50M	BR/S	DIV II	<b>Crystal Edwards</b>	<b>St Stephen's Duncraig</b>	<b>00.33.73</b>	<b>2019</b>	
54	11.02	G	U16	50M	BR/S	DIV I	<b>Crystal Edwards</b>	<b>St Stephen's Duncraig</b>	<b>00.33.73</b>	<b>2019</b>	
55	11.04	B	U16	50M	BR/S	DIV II	Aleksandr Bell	John XXIII College	00.32.06	2017	
56	11.06	B	U16	50M	BR/S	DIV I	Aleksandr Bell	John XXIII College	00.32.06	2017	
57	11.08	G	U17	50M	BR/S	DIV II	M Sibraa	Kolbe	00.34.55	1992	
58	11.10	G	U17	50M	BR/S	DIV I	M Sibraa	Kolbe	00.34.55	1992	
59	11.12	B	U17	50M	BR/S	DIV II	George Harley	Sacred Heart	00.31.08	2015	
60	11.14	B	U17	50M	BR/S	DIV I	George Harley	Sacred Heart	00.31.08	2015	
61	11.16	G	OPEN (U19)	50M	BR/S	DIV II	Lauren Gastevich	St Stephen's Duncraig	00.33.76	2018	
62	11.18	G	OPEN (U19)	50M	BR/S	DIV I	Lauren Gastevich	St Stephen's Duncraig	00.33.76	2018	
63	11.20	B	OPEN (U19)	50M	BR/S	DIV II	George Harley	Sacred Heart College	00.30.54	2016	
64	11.22	B	OPEN (U19)	50M	BR/S	DIV I	George Harley	Sacred Heart College	00.30.54	2016	
64B		G	No Limits	50M	BR/S	MC					
64C		B	No Limits	50M	BR/S	MC					
65	11.24	G	U13	50M	B/FLY	DIV I	Tamsin Cook	St Mark's ACS	00.31.53	2011	
66	11.26	B	U13	50M	B/FLY	DIV I	Jacob Hale	John Wollaston	00.31.24	2018	
67	11.28	G	U14	50M	B/FLY	DIV I	Morgan Knox	Sacred Heart College	00.29.69	2018	
68	11.30	B	U14	50M	B/FLY	DIV I	<b>Jacob Hale</b>	<b>John Wollaston</b>	<b>00.28.19</b>	<b>2019</b>	
69	11.32	G	U15	50M	B/FLY	DIV I	Crystal Edwards	St Stephen's Duncraig	00.28.91	2018	
70	11.34	B	U15	50M	B/FLY	DIV I	Damian Badenhorst	Austin Cove Baptist	00.27.05	2018	
71	11.36	G	U16	50M	B/FLY	DIV I	<b>Crystal Edwards</b>	<b>St Stephen's Duncraig</b>	<b>28.25</b>	<b>2019</b>	
72	11.38	B	U16	50M	B/FLY	DIV I	<b>Damian Badenhorst</b>	<b>Austin Cove</b>	<b>00.26.54</b>	<b>2019</b>	
73	11.40	G	U17	50M	B/FLY	DIV I	<b>Alyssa Burgess</b>	<b>Prendiville College</b>	<b>00.29.70</b>	<b>2019</b>	
74	11.42	B	U17	50M	B/FLY	DIV I	Damian Fyfe	St Stephen's Duncraig	00.25.97	2013	
75	11.44	G	OPEN (U19)	50M	B/FLY	DIV I	Danae Okulicz	Kingsway	00.28.69	2012	
76	11.46	B	OPEN (U19)	50M	B/FLY	DIV I	Damian Fyfe	St Stephen's Duncraig	00.26.03	2014	
77	11.48	G	U13	4 x 50M	F/S RELAY	DIV II		Sacred Heart College	02.08.63	2014	
78	11.51	B	U13	4 x 50M	F/S RELAY	DIV II		Sacred Heart College	02.05.07	2017	
79	11.54	G	U14	4 x 50M	F/S RELAY	DIV II		Prendiville College	02.01.67	2016	
80	11.57	B	U14	4 x 50M	F/S RELAY	DIV II		CBC Fremantle	1.56.70	2012	
81	12.00	G	U15	4 x 50M	F/S RELAY	DIV II		Iona	01.59.14	2007	

# PROGRAM OF EVENTS

EVENT DETAILS							RECORD			
82	12.03	B	U15	4 x 50M	F/S RELAY	DIV II		CBC Fremantle	01.51.69	2013
83	12.06	G	U16	4 x 50M	F/S RELAY	DIV II		Mandurah CC	01.58.99	2017
84	12.09	B	U16	4 x 50M	F/S RELAY	DIV II		St Mark's ACS	01.47.08	2013
85	12.12	G	U17	4 x 50M	F/S RELAY	DIV II		Iona	01.57.84	2009
86	12.15	B	U17	4 x 50M	F/S RELAY	DIV II		St Mark's ACS	01.43.85	2014
87	12.18	G	OPEN (U19)	4 x 50M	F/S RELAY	DIV II		Iona	01.57.78	2010
88	12.21	B	OPEN (U19)	4 x 50M	F/S RELAY	DIV II		St Mark's ACS	01.41.01	2015
89	12.24	G	U13	50M	BA/S	DIV II	Grace Hull	Sacred Heart	00.34.85	2011
90	12.26	G	U13	50M	BA/S	DIV I	Grace Hull	Sacred Heart	00.34.85	2011
91	12.28	B	U13	50M	BA/S	DIV II	Jacob Hale	John Wollaston	00.33.53	2018
92	12.30	B	U13	50M	BA/S	DIV I	Jacob Hale	John Wollaston	00.33.53	2018
93	12.32	G	U14	50M	BA/S	DIV II	Kirstie Briggs	Prendville	00.32.87	2004
94	12.34	G	U14	50M	BA/S	DIV I	Kirstie Briggs	Prendville	00.32.87	2004
95	12.36	B	U14	50M	BA/S	DIV II	Jacob Dearle	Chisholm College	00.31.42	2016
96	12.38	B	U14	50M	BA/S	DIV I	Jacob Dearle	Chisholm College	00.31.42	2016
97	12.40	G	U15	50M	BA/S	DIV II	K Harken	Stella Maris	00.31.30	1981
98	12.42	G	U15	50M	BA/S	DIV I	K Harken	Stella Maris	00.31.30	1981
99	12.44	B	U15	50M	BA/S	DIV II	Peter D'Agostino	Mater Dei College	00.29.62	2007
100	12.46	B	U15	50M	BA/S	DIV I	Peter D'Agostino	Mater Dei College	00.29.62	2007
101	12.48	G	U16	50M	BA/S	DIV II	Alyssa Burgess	Prendville College	00.31.32	2018
102	12.50	G	U16	50M	BA/S	DIV I	Alyssa Burgess	Prendville College	00.31.32	2018
103	12.52	B	U16	50M	BA/S	DIV II	Peter D'Agostino	Mater Dei College	00.28.85	2008
104	12.54	B	U16	50M	BA/S	DIV I	Peter D'Agostino	Mater Dei College	00.28.85	2008
105	12.56	G	U17	50M	BA/S	DIV II	<b>Alyssa Burgess</b>	<b>Prendville College</b>	<b>00.31.18</b>	<b>2019</b>
106	12.58	G	U17	50M	BA/S	DIV I	<b>Alyssa Burgess</b>	<b>Prendville College</b>	<b>00.31.18</b>	<b>2019</b>
107	1.00	B	U17	50M	BA/S	DIV II	Damian Fyfe	St Stephen's Duncairg	00.28.39	2013
108	1.02	B	U17	50M	BA/S	DIV I	Damian Fyfe	St Stephen's Duncairg	00.28.39	2013
109	1.04	G	OPEN (U19)	50M	BA/S	DIV II	Louise Scharf	Corpus Christi	00.31.54	1998
110	1.06	G	OPEN (U19)	50M	BA/S	DIV I	Louise Scharf	Corpus Christi	00.31.54	1998
111	1.08	B	OPEN (U19)	50M	BA/S	DIV II	<b>Remy Seneque</b>	<b>All Saints' College</b>	<b>00.28.20</b>	<b>2019</b>
112	1.10	B	OPEN (U19)	50M	BA/S	DIV I	<b>Remy Seneque</b>	<b>All Saints' College</b>	<b>00.28.20</b>	<b>2019</b>
113	1.12	G	U13	4 x 50M	F/S RELAY	DIV I		Mandurah CC	02.08.12	2018
114	1.15	B	U13	4 x 50M	F/S RELAY	DIV I		Sacred Heart College	02.05.07	2017
115	1.18	G	U14	4 x 50M	F/S RELAY	DIV I		Prendville College	02.01.67	2016
116	1.21	B	U14	4 x 50M	F/S RELAY	DIV I		CBC Fremantle	1.56.70	2012
117	1.24	G	U15	4 x 50M	F/S RELAY	DIV I		Iona	01.59.14	2007
118	1.27	B	U15	4 x 50M	F/S RELAY	DIV I		CBC Fremantle	01.51.69	2013
119	1.30	G	U16	4 x 50M	F/S RELAY	DIV I		Mandurah CC	01.58.99	2017
120	1.33	B	U16	4 x 50M	F/S RELAY	DIV I		St Mark's ACS	01.47.08	2013
121	1.36	G	U17	4 x 50M	F/S RELAY	DIV I		Mandurah CC	01.56.85	2018
122	1.39	B	U17	4 x 50M	F/S RELAY	DIV I		St Mark's ACS	01.43.85	2014
123	1.42	G	OPEN (U19)	4 x 50M	F/S RELAY	DIV I		Iona	01.57.78	2010
124	1.45	B	OPEN (U19)	4 x 50M	F/S RELAY	DIV I		St Mark's ACS	01.41.01	2015



# AGE CLASSIFICATION

- A, B, C and D Division - U13, U14, U15, U16, U17 and Open (U19)
- E and F Divisions - U13, U14, U15, U16 and Open (U19)
- G, H & I Divisions - U13, U14, U15 and Open (U19)
- J Division - U13, U14 and Open (U19)
- Junior categories include:
  - U13, U14 and U15 for A to F division carnivals
  - Only U13 and U14 for G, H, I and J division carnivals
- Senior categories include:
  - U16, U17 and Open (U19) for A, B, C and D division carnivals
  - Only U16 and Open (U19) for E and F division carnivals
  - Only U15 and Open (U19) for G, H and I division carnivals
  - Only Open (U19) for J division carnival
- All ACC carnivals will use one age cut-off date for age group classification.  
**The age cut-off date is 30 June for those born after 31 December 1996**
- Competitors are permitted to compete in one age group only for all events.

## TROPHIES

- A competitor who qualifies to compete in U14, but elects to compete in U15 for his or her FIRST EVENT must remain in U15 for all other events including relays.

Trophies are awarded in the following categories for all carnivals:

- Junior Boys and Junior Girls
- Senior Boys and Senior Girls
- Boys Overall Aggregate and Girls Overall Aggregate
- Combined Aggregate

### AGE CHAMPIONS AND ALL STARS TEAM

The ACC does not announce age championship winners at the carnivals.

Championship winners will be posted on the web site after the carnival and will receive a certificate of acknowledgement. Following the series of carnivals, the ACC will compare all results and select an all stars team of the best performers in each event across all carnival divisions. Students selected in the all stars team will receive a certificate of acknowledgment and an all stars pin from the ACC.

# EVENT RULES

- ACC swimming carnivals are conducted using Swimming WA officials under FINA rules, except if stated otherwise in the ACC Swim Charter.
- In 2015 the ACC adopted the FINA "one start" rule (SW 4.4).
- **The Start Rule:** Any swimmer starting before the starting signal shall be disqualified. If the starting signal sounds before the disqualification is declared, the race shall continue and the swimmer or swimmers shall be disqualified upon completion of the race. If the disqualification is declared before the starting signal, the signal shall not be given, but the remaining swimmers shall be called back and start again. The referee repeats the starting procedure beginning with the long whistle (the second one for backstroke).
- **Interpretation:** After all swimmers are "stationery" (SW 4.1), any swimmer who moves before the starting signal may be disqualified when such movement is observed and confirmed by both the starter and referee.
- **ACC Amendment:** Swimmers disqualified at the start shall still be allowed to swim in the race and the swimmer or swimmers shall be disqualified upon completion of the race. This change from FINA rules is to encourage participation and allow school aged competitors the opportunity to still compete in a race.
- **Use of video evidence:** In 2017 the ACC adopted the rule that there be no video recording to be used across all carnivals (swimming, athletics, cross country) as evidence for results or an appeal. Schools and parents may take video or photographic recordings of their own students, but this will not be used by the ACC as appeal evidence. The only use of video recording in result adjudication will be in cases where the ACC deem it appropriate for event officials to officially video record events for results purposes.
- **A & B Division:** To be conducted under FINA rules, except if stated otherwise above.
- **C-J Division:** To be conducted under FINA rules but modified with discretion and common sense. Swimming WA officials are to adjudicate on rule infringements and should only call a disqualification if the infringement provides the swimmer with a clear and unfair advantage, or causes disadvantage to another swimmer.
- Competitors must swim in their official school swimming cap and bathers. Competition racing bathers must meet FINA requirements.
- Competitors may swim in only one division of any event.
- In carnival divisions A-F, competitors may only swim in one individual Freestyle event - either 50m Freestyle or 100m Freestyle, but not both.
- Competitors in divisions G-J division carnivals may swim in both Freestyle events, i.e. a student that competes in the individual 100m Freestyle can also compete in the 50m Freestyle.

# EVENT RULES

- For divisions G-J only, the 100m Freestyle and medley relay are unrestricted (UR) events. Swimmers from any age group may compete and still maintain their age group status, e.g. a swimmer competing in the U15 age category may also swim in the unrestricted 100m Freestyle and medley relay.
- Swim order for medley relay is Backstroke, Breaststroke, Butterfly, Freestyle.
- In the event that variation in a placing occurs (e.g. malfunction in the electronic timing/judging or swimmer not touching the wall), the ratified result should be determined by the following method.
  - 1st Consideration:** Electronic timing based on the touchpad time.
  - 2nd Consideration:** The timekeepers in each lane based on the slower of the two times.
  - 3rd Consideration:** The Referee's decision, based on the manual place judge results.
  - Extra Consideration:** In the event of a touch pad or backup button failing to register a time (due to mechanism failure or touch pad not hit hard enough) the competitor will be given an adjusted time relevant to their correct place.

## RESULTS

Carnival results are available online at

[www.accsport.asn.au/carnivals/swimming/results/2021](http://www.accsport.asn.au/carnivals/swimming/results/2021) or through the ACC Sport App.

### Post Carnival

The final determination of results will take place three days after the completion of the carnival. This stage of the scoring process represents the final outcome and in the event that points scores differ from those announced at the carnival, the schools involved will be notified. Trophies are then to be transferred using minimum process. The final point tallies will also be listed in the ACC's Yearbook.

POINTS ALLOCATION	1st	2nd	3rd	4th	5th	6th	7th	8th
DIV I	12	11	10	9	8	7	6	5
DIV II	8	7	6	5	4	3	2	1
DIV III	8	7	6	5	4	3	2	1
Relays DIV I	24	22	20	18	16	14	12	10
Relays DIV II	16	14	12	10	8	6	4	2

# HISTORY OF RESULTS

<b>YEAR</b>	<b>A DIVISION</b>	<b>YEAR</b>	<b>A DIVISION</b>	<b>B DIVISION</b>
1943	CBC Fremantle	1964	CBC Leederville	
1944	CBC Fremantle	1965	CBC Leederville	
1945	CBC Highgate	1966	CBC Leederville	
1946	CBC Highgate	1967	Trinity	
1947	CBC Fremantle	1968	Servite	
1948	CBC Fremantle	1969	CBC Leederville	
1949	CBC Highgate/Fremantle	1970	Marist	
1950	CBC Fremantle	1971	Marist	
1951	CBC Fremantle	1972	Marist	
1952	CBC Highgate	1973	CBC Leederville	
1953	CBC Highgate	1974	Servite	
1954	-	1975	Servite	
1955	CBC Highgate	1976	Servite	
1956	-	1977	Newman	St Norbert
1957	CBC Perth (Terrace)	1978	Servite	St Norbert
1958	CBC Highgate	1979	Newman	Xavier/St Joachims
1959	CBC Highgate	1980	Newman	Mazenod/St Brigid's
1960	CBC Highgate	1981	John XXIII	St Patrick's/Stella Maris
1961	CBC Highgate	1982	John XXIII	St Norbert
1962	Trinity	1983	John XXIII	St Norbert
1963	Trinity	1984	John XXIII	Mazenod/St Brigid's

# HISTORY OF RESULTS

<b>YEAR</b>	<b>A DIVISION</b>	<b>B DIVISION</b>	<b>C DIVISION</b>
1985	Newman	Sacred Heart	Bunbury
1986	John XXIII	Servite	All Saints
1987	Newman	All Saints	Lumen Christi
1988	Newman	Sacred Heart	Corpus Christi
1989	Newman	Corpus Christi	St Stephen's
1990	John XXIII	All Saints	ACS St Mark
1991	John XXIII	All Saints	Stella Maris/St Patrick's
1992	John XXIII	Chisholm	Kolbe
1993	Newman	Bunbury CC	Prendiville
1994	Newman	Corpus Christi	Bunbury CG
1995	Newman	Corpus Christi	John Wollaston
1996	Newman	St Mark's	La Salle
1997	Newman	St Stephen's	Lake Joondalup
1998	Newman	St Mark's	Nagle
1999	Newman	St Mark's	Mater Dei
2000	Newman	Mater Dei	Winthrop
2001	Newman	St Mark's	Frederick Irwin
2002	Newman	St Mark's	Lake Joondalup
2003	Sacred Heart	All Saints'	Prendiville
2004	Sacred Heart	Mater Dei	Lumen Christi
2005	Newman	John XXIII	Lake Joondalup
2006	All Saints'	Mater Dei	John Paul
2007	All Saints'	Frederick Irwin	Winthrop
2008	All Saints'	St Mark's	St Stephen's (D)
2009	All Saints'	St Stephen's (D)	John Paul
2010	All Saints'	Prendiville	Mandurah CC
2011	Sacred Heart	St Stephen's (C)	Kolbe
2012	Sacred Heart	John XXIII	Peter Moyes
2013	Sacred Heart	Corpus Christi	Frederick Irwin
2014	Sacred Heart	John XXIII	Bunbury Grammar
2015	Sacred Heart	Kolbe	Kennedy Baptist
2016	Sacred Heart	St Stephen's (D)	St Mary MacKillop
2017	Sacred Heart	Chisholm	Ursula Frayne
2018	Sacred Heart	Newman	Peter Moyes
2019	Sacred Heart	Mandurah CC	Nagle
<b>2020</b>	<b>DUE TO THE COVID 19 PANDEMIC ALL SWIMMING CARNIVALS WERE CANCELLED</b>		

# SHIELD HOLDERS 2019

SHIELD	SCHOOL
Junior Boys	CBC Fremantle
Junior Girls	Sacred Heart
Overall Aggregate	Sacred Heart
Overall Boys	CBC Fremantle
Overall Girls	Sacred Heart
Senior Boys	John XXIII
Senior Girls	Sacred Heart



Follow us @accsport

# 2019 WINNERS SACRED HEART COLLEGE



Follow us @accsport


# GET THE OFFICIAL ACC MOBILE APP

Connecting with us is easier than you think!  
Download the app for results, programs & more.

SEARCH FOR:

**ASSC & CATHOLIC COLLEGES  
OF WA**

IN YOUR APP STORE



Follow us @accsport



# COVID-19 SAFETY PROCEDURES

All swimmers, staff/coaches, officials and other personnel are asked to follow the COVID-19 safety rules to keep everyone safe.

## EQUIPMENT

- No sharing of personal items such as water bottles, towels, goggles or clothing is allowed.
- Shared equipment is to be cleaned by the school after use. Schools to provide own cleaning station.

## CONTACT TRACING

- It is a requirement that contact tracing attendance records are maintained for patrons 16 years and over.
- School students (16 & over) and teachers will not be required to scan in/manually register contact details on entry. Schools will need to provide the venue a list of all students (16 & over) and teachers that are in attendance.
- Officials and spectators will be required to scan in/manually register contact details on entry to the venue.

## PHYSICAL DISTANCING

- Schools should maintain a strict limit of a minimum of 15 sqm separation between people who are not from the same household, school, or groups of other people.
- ACC will maintain 2 sqm per participant in swim competition areas, where practicable. In non-competition areas such as marshalling marquees, 15 sqm will be maintained, where practicable.
- Schools to carefully manage shared communal spaces to ensure physical distancing.
- Schools to manage entry/exit at the venue/transport to ensure physical distancing.

## VENUE CAPACITY

- To comply with COVID restrictions there is a strict venue capacity for the indoor pool. Schools are required to comply with these restrictions as advised by Venues West.

## GOOD HYGIENE

- Schools to provide hand sanitization stations for swimmers. Hands to be cleaned on arrival, after events and before departure.
- ACC to provide hand sanitization station for officials and other personnel.
- Schools to promote importance of personal hygiene to swimmers; hand cleaning, no physical greeting contact (i.e. hand shakes, high 5's, hugs, physical performance celebrations), no spitting, cough and sneeze covering.
- Venue to maintain frequent cleaning regimes of facilities and sitting areas after use.

## IF YOU ARE FEELING UNWELL

- Players should report any flu or cold symptoms to their teacher if they are feeling unwell during the carnival. Sick swimmers can report to the first aid station for further assessment.
- Officials and other personnel should report any flu or cold symptoms to the ACC carnival manager if they are feeling unwell.
- People feeling unwell and showing flu/cold like symptoms will be isolated from other people and arrangements made for them to leave the venue ASAP. School staff and ACC to action their COVID-19 emergency response plan.
- The COVID-19 isolation area will be in the first aid room. There is a separate room for the indoor pool and the outdoor pool.