



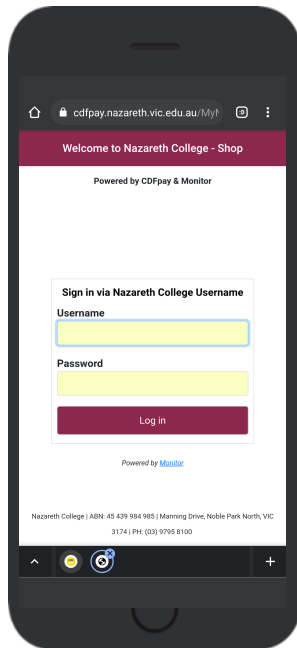







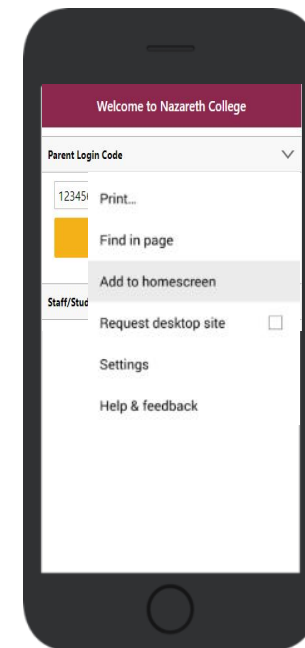
## Adding Icon to Apple iPhone

- ⇒ Browse to <https://cdfpay.nazareth.vic.edu.au> in Safari.
- ⇒ Or scan QR Code using your phone camera to browse to URL.
- ⇒ In Safari  tap the **BOOKMARK ICON**. 
- ⇒ Choose the **ADD TO HOMESCREEN** icon. 
- ⇒ You can then place the icon on your desired **screen**. 



## Adding Icon to Android Phone

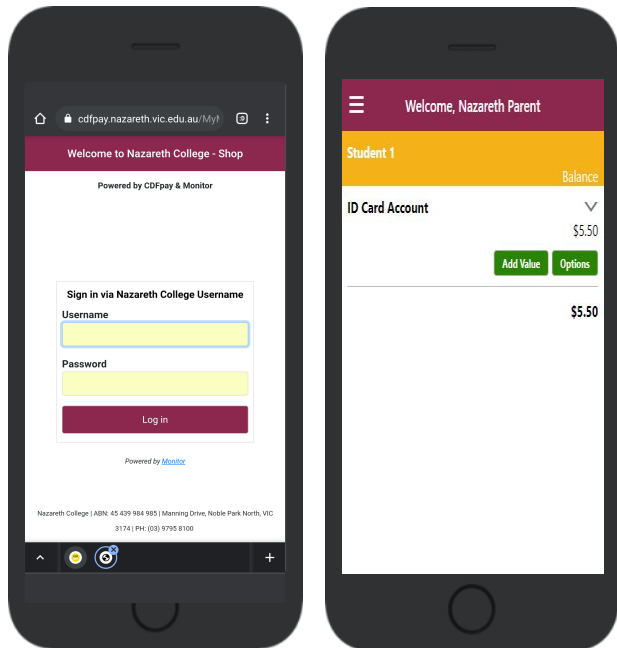
- ⇒ Browse to <https://cdfpay.nazareth.vic.edu.au> in Chrome.
- ⇒ Or scan QR Code using your phone camera to browse to URL.
- ⇒ In Chrome  tap the Menu option 
- ⇒ Choose the **ADD TO HOMESCREEN** icon.
- ⇒ You can then place the icon on your desired screen. 





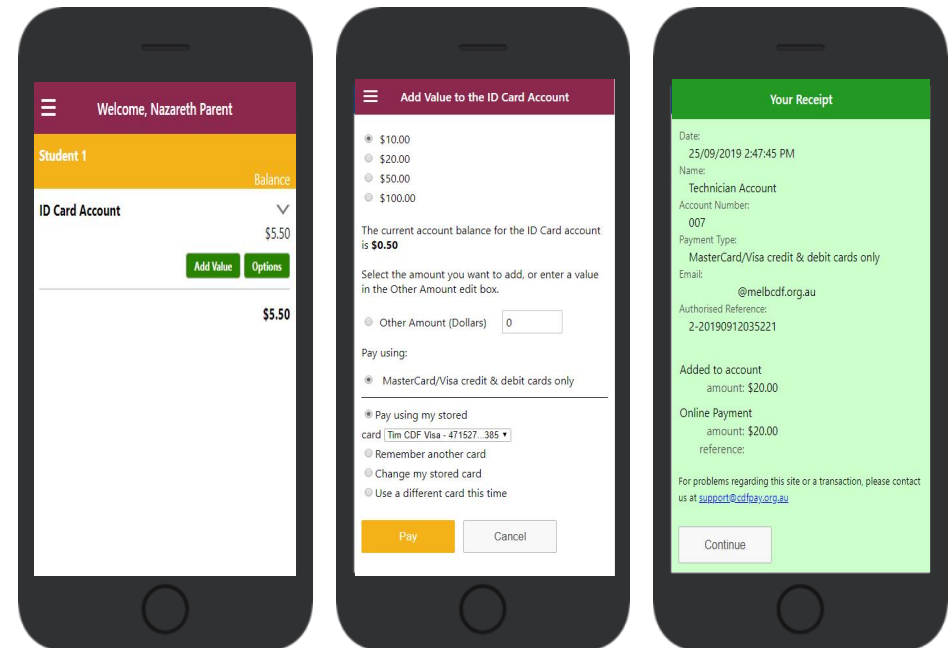
## Create your CDFpay Account

- ⇒ Browse to <https://cdfpay.nazareth.vic.edu.au>
- ⇒ Select Login by **Username**.
- ⇒ Enter your **Password** choose **Next** Continue to
- ⇒ login with your new CDFpay account



## Top Up your Student ID Cards

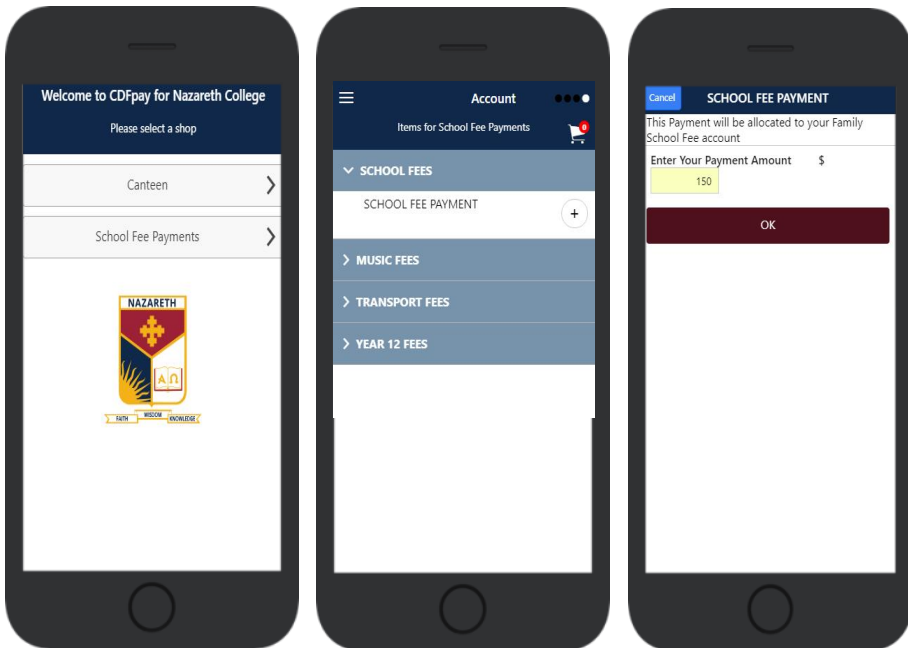
- ⇒ Select the green **Add Value** button
- ⇒ Select the Top Up value and click **Pay**.
- ⇒ Enter your **Card Details** and Click **Confirm**
- ⇒ You are now ready to place orders using **CDFpay**.





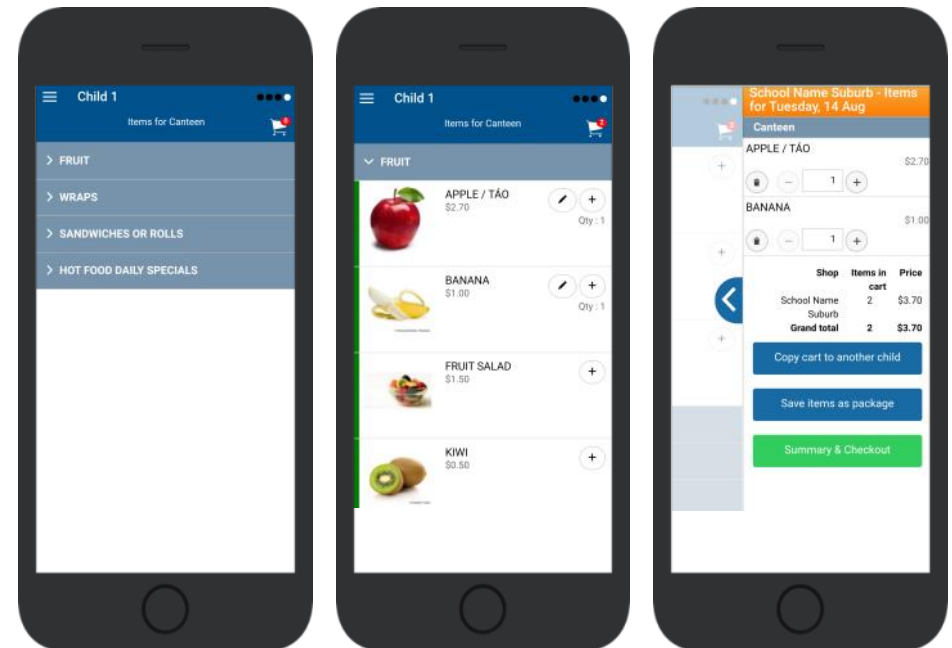
## Choose Shop and Order Date

- ⇒ Select either the **Canteen** or **School Fee Payments** option.
- ⇒ Swiping left to right allows you to navigate between steps.
- ⇒ Choose the **Items or Fees** you would like to order.



## Placing an Order & Checkout

- ⇒ Choose a category to order from.
- ⇒ Then select the item/s you wish to order by pressing +
- ⇒ Your shopping cart will update with each item.
- ⇒ Choosing the Shopping Cart allows you to complete purchase.
- ⇒ Select **Summary & Checkout** to make payment.



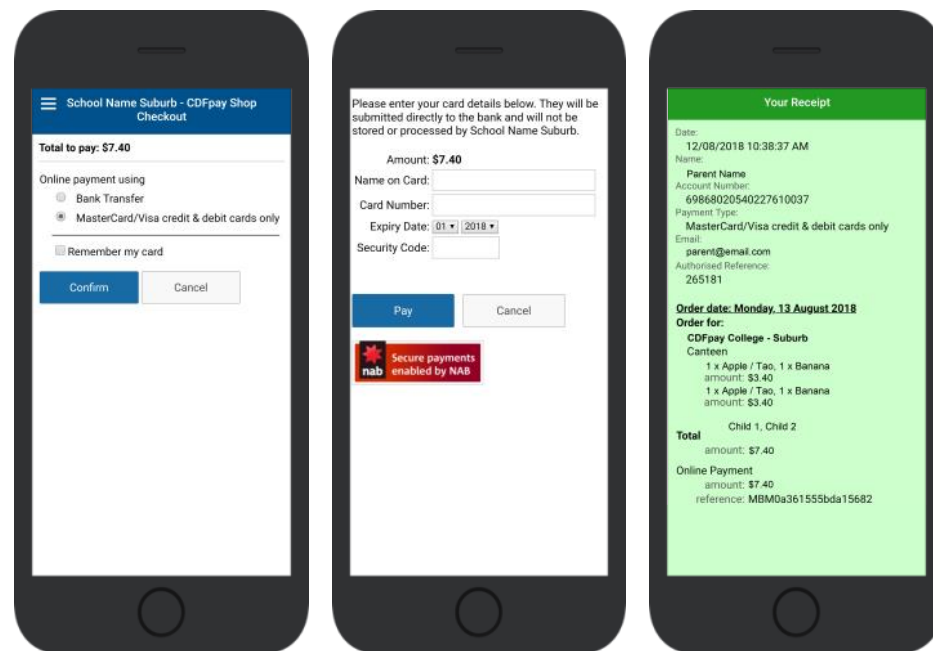
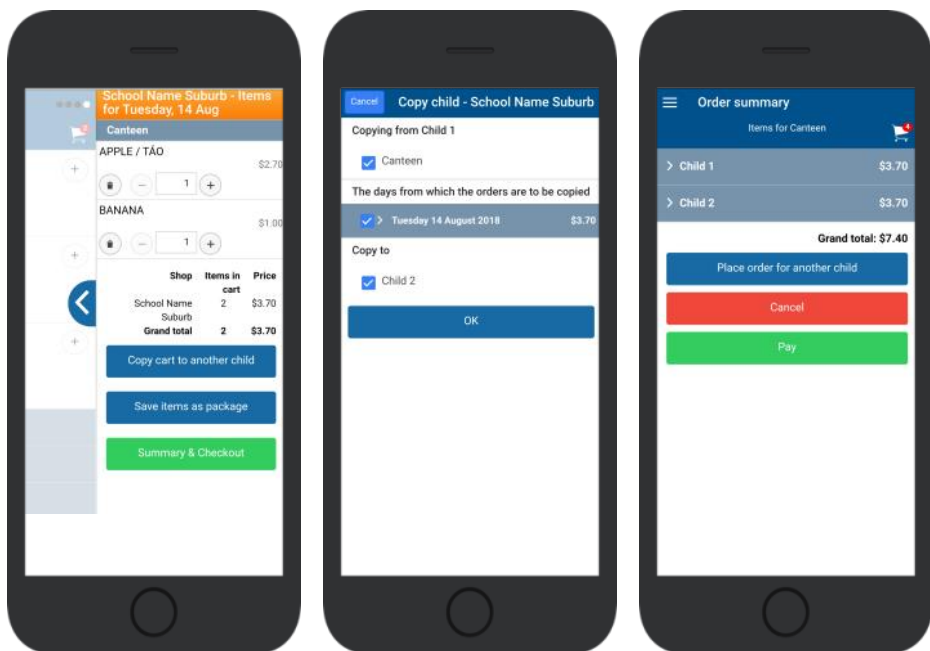


## Copy Order to Another Child

- ⇒ Choose **Copy Cart to Another Child** to duplicate the order.
- ⇒ Complete the options to duplicate the order and select **OK**.
- ⇒ A summary screen is now displayed with selected orders.
- ⇒ Here you can either **Cancel** the order or complete **Payment**.

## Complete Payment (Single Payment Option)

- ⇒ Choose payment method. MasterCard/Visa/Bank Transfer.
- ⇒ Enter your payment details and select **PAY**.
- ⇒ A receipt will be generated confirming purchase.
- ⇒ An email will also be sent to your specified email address.





## Need More Help?

⇒ Please email [support@cdfpay.org.au](mailto:support@cdfpay.org.au) if you need assistance.

