



# St Pius X College – Online Learning Resources



Dear Parents and Carers

The following provides a brief outline of the rich and diverse range of online learning that the College can provide to our students.

## The Portal

The Portal is the basic online facility the College offers through its Student Management System IWISE and its subsidiary program Igloo which is then referred to as *The Portal*. It allows Teachers to set lessons and schedule homework .

To access the Portal, use this link.

<https://portal.stpiusx.nsw.edu.au/igloo/portal/>

All parents and students have access. If you have difficulty, send an email to

[Portalhelp@stpiusx.nsw.edu.au](mailto:Portalhelp@stpiusx.nsw.edu.au)

Login

Username

Password

Login

Forgot Password

Welcome to St Pius X College Portal

Have you downloaded the new College App?  
[Quick Guide to downloading and using APP](#)


LOGGING INTO THE PORTAL

Students and Staff use your College computer login to access the Portal. If you are having trouble logging in contact the IT Department at the College.

Parents - Existing parents/carers should have been provided with a username and password. If you are a new parent/carer you will be supplied with a username and password.

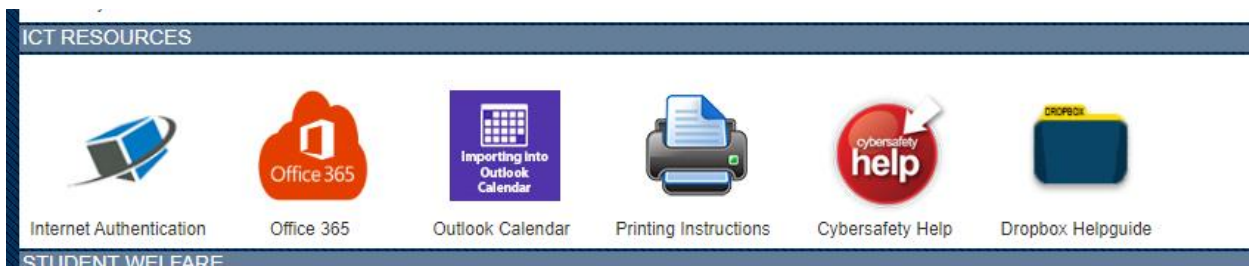
Having Trouble logging in?

If you no longer know your username and password click the *Forgot Password* link (below the Login box). In the screen that appears fill in the *Email field only* with your email address registered with the College (leave Username field blank). Then click *Submit*. Check your email inbox and spam folder for an automated email with a temporary password. If you do not receive the automated email contact the College. It is important to always have your current email registered at the College.





All students have access to Office 365 which they can access through the Office 365 icon on the Student Intranet Page or simply search 'Office 365 log in' from any browser and then sign in using their normal SPX username and password.


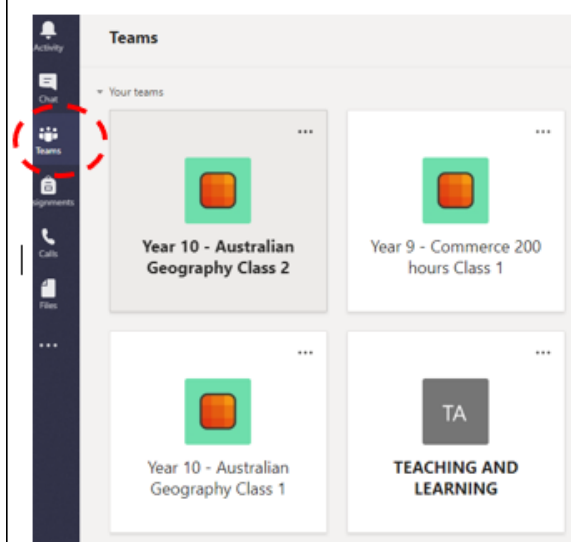


Office 365 is a cloud based learning management system and is the equivalent to Google Classroom.

From Office 365, Teachers can utilise TEAMS, Class Notebooks and ONE Drive which can all facilitate online learning.



**TEAMS** is the basic learning platform in Office 365. It is all online and cloud based. There are a range of classes operating using TEAMS.



**Class Notebook through Office 365** is a more comprehensive extension from Teams. It is initially opened and created from TEAMS and provides many features to facilitate online learning. Once established it can be accessed directly from the Class Notebook app. Several classes are using Class Notebook which provides an individual learning space for each student.

## Education Perfect

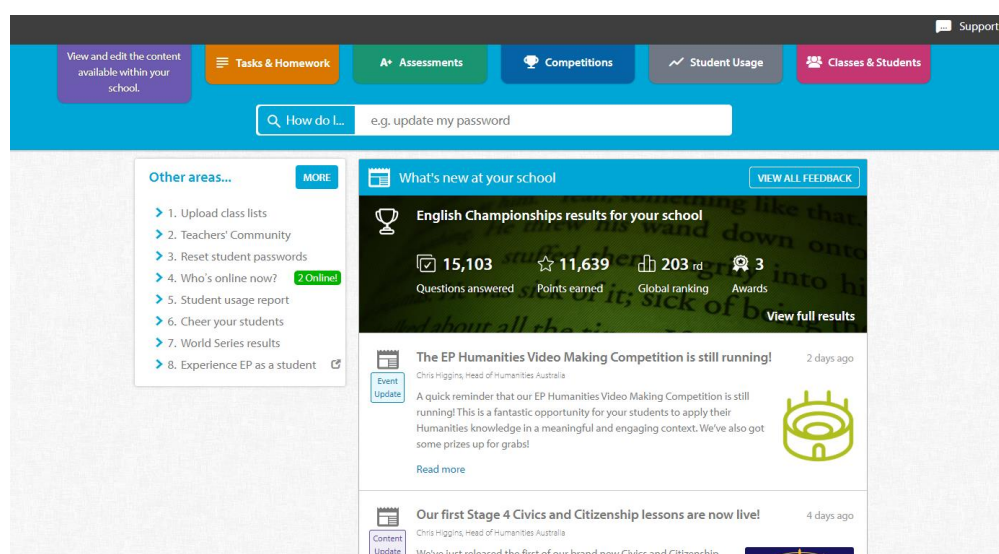


Education Perfect is an online learning environment with established course content linked to various NESA syllabuses. **It is the easiest way to implement online learning as the activities have already been created.**

For 2020, the College has a subscription for the **Years 7 to 10 courses** as listed.

Languages (includes Ys 5 - 6)	Science	English	Maths	TAS
PDHPE	History	Geography	Commerce	

Education Perfect provides the facility to set work as either assessments or activities. It is very easy for teachers to monitor student progress and provide feedback. It is also an excellent tool for literacy with a strong focus on comprehension activities.



## EDROLO



Similar to Education Perfect, Edrolo provides online learning for Years 11 and 12 Biology, Physics and Chemistry and Year 12 Modern History, Ancient History and Legal Studies.



**CANVAS** is the newest addition to the College's online resources . It is currently in a familiarisation stage for teachers prior to being released to students and then to parents. CANVAS will become the standard interface where all students access their learning whether in-class or online.