

2014

ANNUAL REPORT

WEST BEACH PRIMARY SCHOOL





Introduction

Opened in 1969, West Beach Primary School is a vibrant community school located in the beach side suburbs of Adelaide.

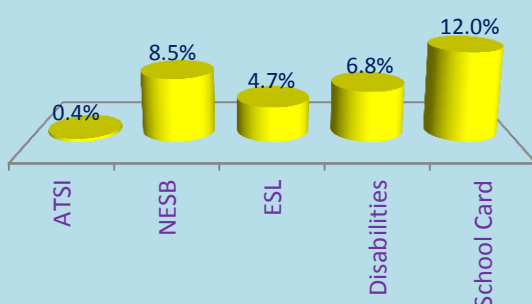
We are a small to medium sized school with excellent facilities including extensive grounds, a swimming pool and quality IT facilities.

Our community has high expectations of both student behaviour and academic achievement.

West Beach Primary School also includes an area special class with places for 12 students identified with Special Needs.

Our school values of Respect, Responsibility, Excellence and Creativity underpin all of our relationships, as well as our values education program.

Staff at West Beach Primary School maintain a strong focus on Literacy, Numeracy and student wellbeing and engagement whilst also continuously promoting student voice and student leadership opportunities R-7.



West Beach Primary School Demographics
2014

2014 has been a year of significant achievements as the school continues to develop whole school approaches in the key areas of Literacy, Numeracy, Wellbeing and Engagement.

Starting the school year with an all new leadership team, staff and students have continued to work extremely hard to drive improvement efforts.

The entire school community have participated in processes to collaboratively establish our new school Vision Statement and our school values of Respect, Responsibility, Excellence and Creativity.

2015 will see the school community continue to work together to achieve our vision...

“West Beach Primary School: a community of collaborative, powerful life-long learners committed to achieving individual excellence as active global citizens.”



Governing Council

It has been a very busy 2014 for the Governing Council.

Apart from the various governance activities that require attention, we also managed to spare some time to consider the future direction of the school. During these discussions it was recognised West Beach Primary School and its community are unique in many ways but also face challenges.

To help address these challenges, the sub-committees established a clear direction of what they want to achieve over the upcoming years.

We recognise the hard work ahead, but know with the help of the school community we can grow our community relations and significantly improve our facilities and the services we offer our students and parents. Most significantly, this hard work will allow us to adapt to the changing needs of our children to learn into the future.

Finally, as this will be my last year on the Governing Council, I'd like to take this opportunity to thank all the parents and teachers who have volunteered on committees, fund raising events and all those activities designed to make this school such a fantastic place. It has been great working with you and we could not achieve what we do each year without your help. I wish you and you families all the best for the future.

Jason Walshaw
Governing Council Chairperson

Out of School Hours Care

It has been a successful year with enrolment s gradually increasing throughout the year in both After School Care and Vacation Care. As a result, extra staff has been appointed to cater for the increased demand. The program has a very supportive team who strive to achieve the best outcomes for the participants.

Our OSHC service was re-assessed in September with results indicating a clear improvement in numerous Quality Standards since the first assessment and rating visit in 2013. The service was acknowledged for its positive relationship with the school and for providing supportive outcomes for all children attending the service.

After extensive consultation with the school community, Governing Council has decided to commence Before School Care from the start of the 2015 school year on a 'trial basis'. The service will operate for one hour each morning from 7:30am. The attendance of this programme will be closely monitored.

Kennedy Morgan
OSHC Director

Information Communication Technology

2014 has seen significant progress in the area of Information Communication Technology (ICT) with the appointment of Tina Nesbitt as the ICT co-ordinator.

The main focus of this co-ordinator role in 2014 has been on working alongside classroom teachers R-7 to enhance the capacity of teachers to embed ICT into their daily teaching practice and to integrate the use of ICT across all curriculum areas.

Class sets of Ipads have been purchased during the year with several classes trialling the use of these Ipads throughout the second semester. These trials have proved very successful and it is intended that these trials will be extended further in 2015.

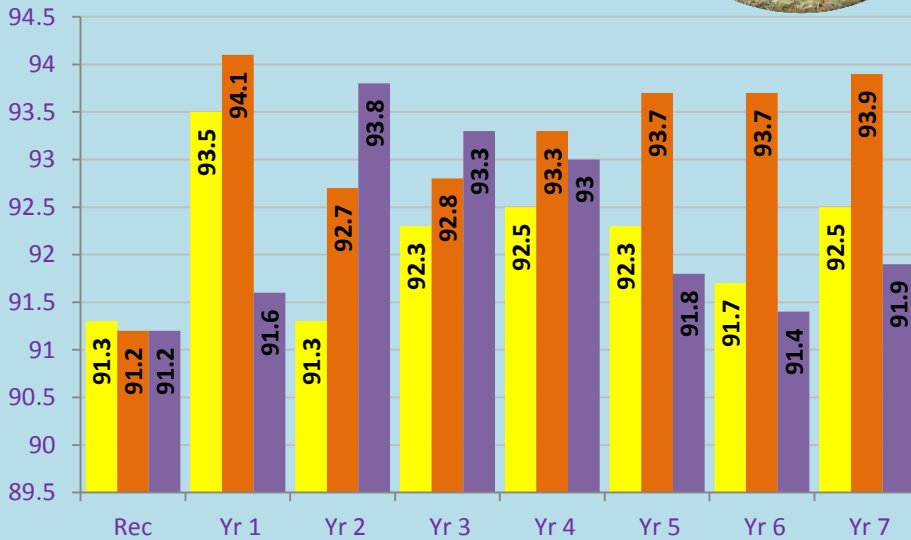
A significant upgrade to the Resource Centre is scheduled to occur during the end of year holidays with out-dated desktop computers due to be replaced with a suite of new Apple Mac Book laptop computers.

Work is continuing on the development of a longer-term ICT plan which will enable West Beach Primary School to systematically upgrade our ICT resources in order to support improved teaching and learning.



Attendance

■ 2012 ■ 2013 ■ 2014



Whilst there has been an improvement in attendance rates in years 2-3, there has been a decline in the overall attendance rate from 93.1% to 91.3% in 2014, largely as a result of a decline in attendance rates in years R-1 and 5-7.

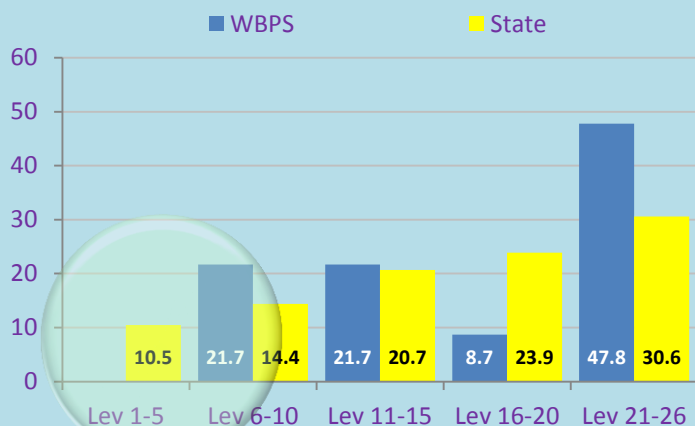
Student attendance rates will be a significant focus in 2015 to ensure that the overall attendance rates for students R-7 at West Beach Primary School exceed the DECD Attendance Target of 93%.



Improvement Priorities

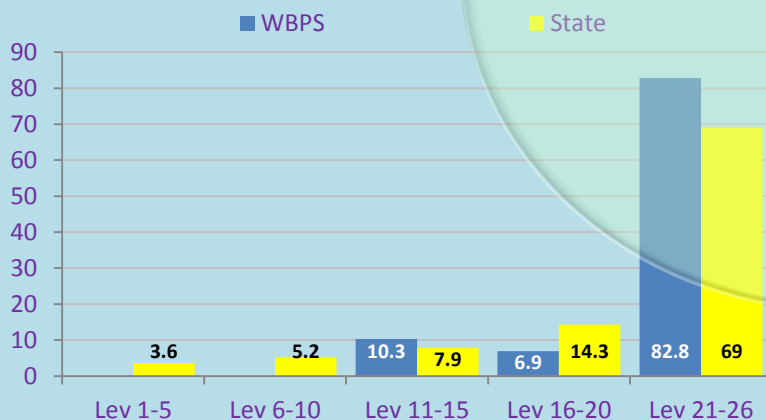
Literacy – Running Records

2014 Running Records – Year 1 compared to State



Running Records reading data indicates that Year 1 student s at West Beach Primary School have achieved above the state average reading levels with 47.8% of our students reading at levels 21-26 and no students achieving results in the five lowest reading levels.

2014 Running Records – Year 2 compared to State



Running Records reading data indicates that Year 2 student s at West Beach Primary School have achieved well above the state average reading levels with nearly 83% of our students reading at levels 21-26 and no students achieving results in the ten lowest reading levels.

25% of students in year 2 achieved Running Records level 30 by the end of the year in 2014.

Reception students at Running Records level 6 or above...



Reception students at Running Records level 10 or above...



Improvement Priorities cont.

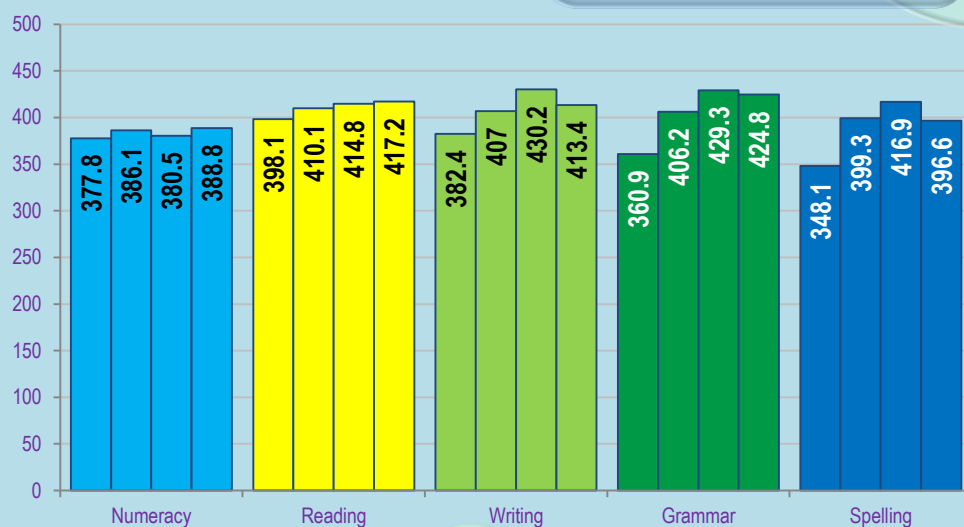
Literacy and Numeracy - NAPLAN

Writing results at years 3,5 and 7 are very strong with all year levels achieving above the National Average and also out performing students from 'like schools'.

Year 3 NAPLaN Trend 2011-14

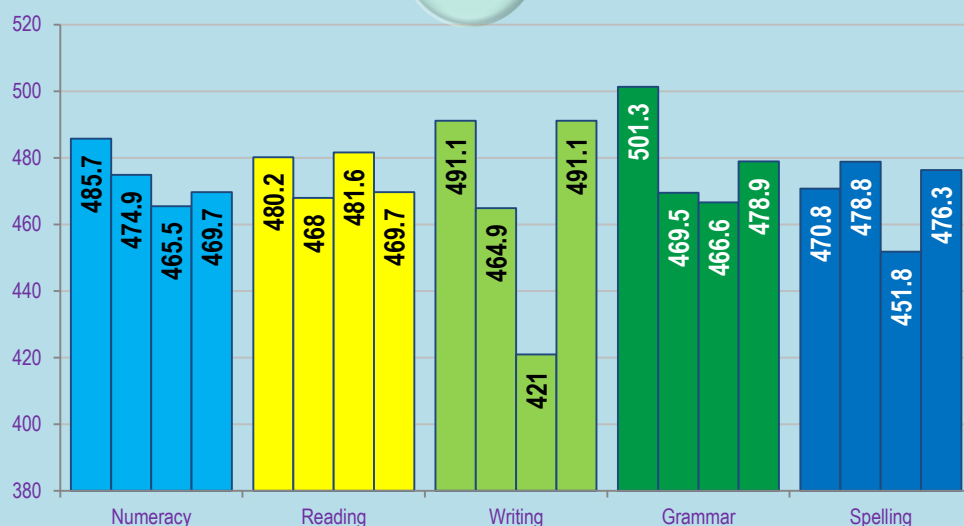
Year 3 NAPLaN results have continued to remain strong in the areas of Reading, Writing and Grammar where mean scores are at or above National results.

Whilst there has been a slight improvement in numeracy results at year 3, Numeracy will remain a whole-school priority for improvement.



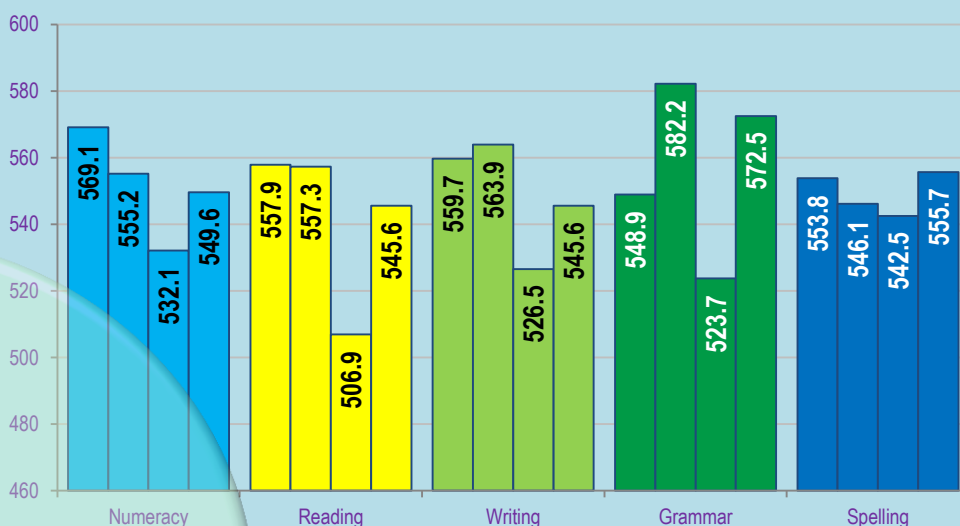
Year 5 NAPLaN Trend 2011-14

The Year 5 NAPLaN results indicate improvement in the majority of test aspects, with the exception being Reading. Our 2014 Year 5 Writing result is particularly pleasing with our student's mean score above the National mean score.



Year 7 NAPLaN Trend 2011-14

Mean score results at year 7 are very strong and have shown further improvement in all test aspects in 2014.



Improvement Priorities cont.

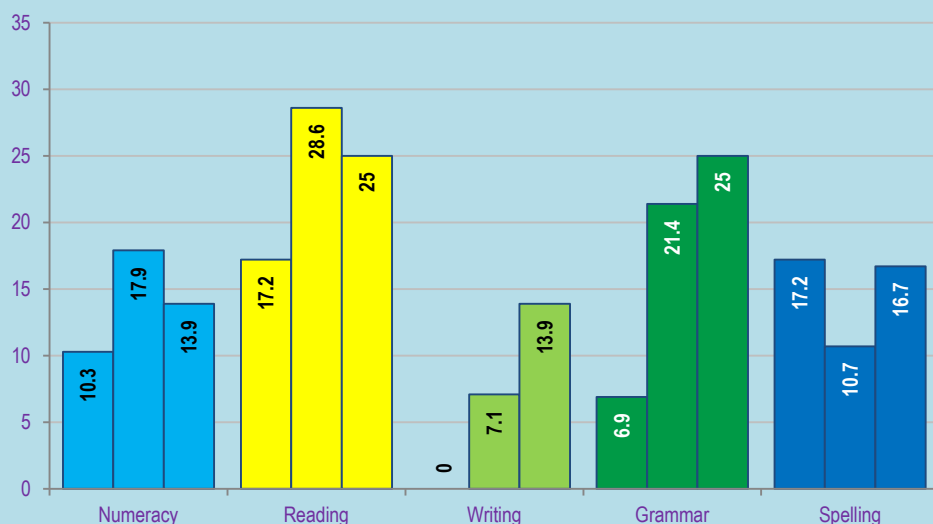
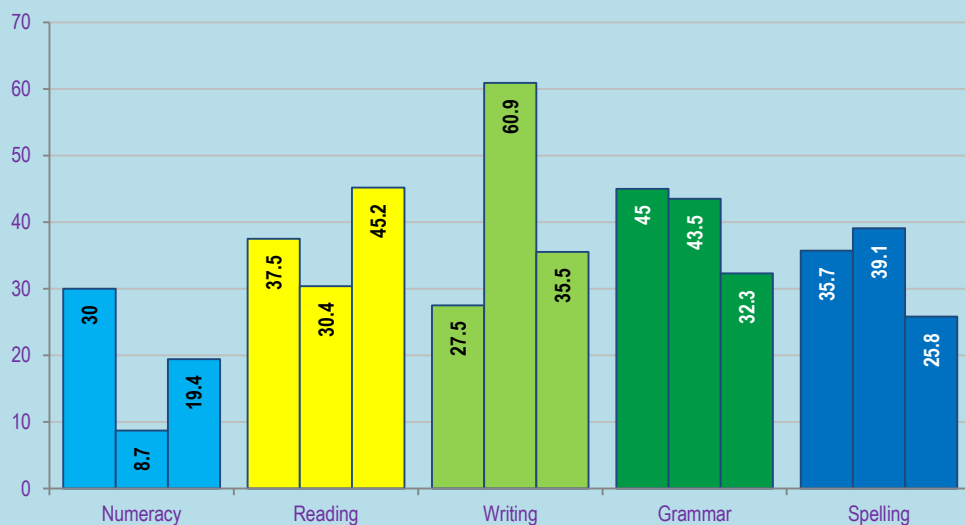
Literacy and Numeracy - NAPLAN

All Year 7 students are above National Minimal Standard in Numeracy, Reading, Writing, and Spelling.

NAPLAN Mean Scores are placed within a six band range with the aim being to have a significant proportion of students within the top two Proficiency Bands.

Year 3 Top 2 Proficiency Bands 2012-14

The percentages of students in the top 2 Proficiency Bands at year 3 have remained relatively high with particularly strong results in Reading and an improvement in Numeracy.



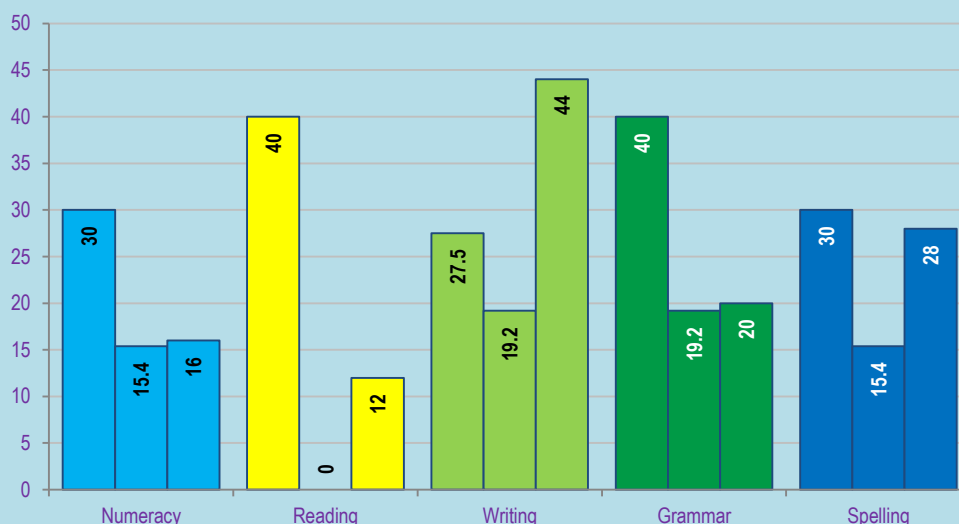
Year 5 Top 2 Proficiency Bands 2012-14

Moving forward our challenge remains to increase the percentage of students whose results are placed within the top two Proficiency Bands.

This year's year 5 data indicates a decline in the percentage of students in the top two Proficiency Bands across all test aspects when comparing this cohort's result of 2012.

Year 7 Top 2 Proficiency Bands 2012-14

Year 7 results are very pleasing with WBPS students achieving above the National average in all five test aspects. Particularly pleasing is the fact that 44% of year 7 students are placed within the top 2 Proficiency Bands for Writing in 2014 when 0% of the same cohort was placed in the top two Proficiency Bands as year fives in 2012. This is an outstanding result!



Satisfaction Survey

In 2014 staff, students and parents once again undertook the DECD Satisfaction Survey with the key findings indicated below.

2014 Parent Opinion Survey



"As a teacher I feel supported at this school."

92%

"My school looks for ways to improve."

90%

"As a student, I like being at this school."

84%

"As a teacher, I feel that this school works with parents to support student needs."

92%

2015 Improvement Priorities

Please see the 2015-2019 Site Improvement Plan for further details.

PRIORITY ONE: Literacy

- Continue to develop and embed Whole School Literacy Agreements
- Continue to strengthen Accelerated Literacy pedagogy R-7
- Work in learning teams to analyse Running Records, PAT R (Progressive Achievement **Tests** in Reading) and NAPLaN data , plan / moderate units of work using Learning Design
- Establishing processes which enable student feedback to inform teaching & learning
- Utilize intervention processes to support '*Students at Risk*'

PRIORITY TWO: Numeracy

- Strengthen and embed Whole School Numeracy Agreements
- Work in learning teams to analyse Progressive Achievement **Tests** in Mathematics and NAPLaN Individual Question data and plan / moderate units focussed on Number and Algebra
- Incorporate student feedback into teaching & learning cycle
- Utilize intervention processes to support '*Students at Risk*'

PRIORITY THREE: Engagement & Wellbeing

- Strengthen 'Student Voice' through a focus on the Teaching for Effective Learning (TfEL) framework Domain 2 (Create safe conditions for rigorous learning).
- Enhance Student Voice and Student Leadership opportunities R-7
- Review Student Wellbeing / SBM practices and align with school values
- Review and strengthen Student Attendance policy and procedures

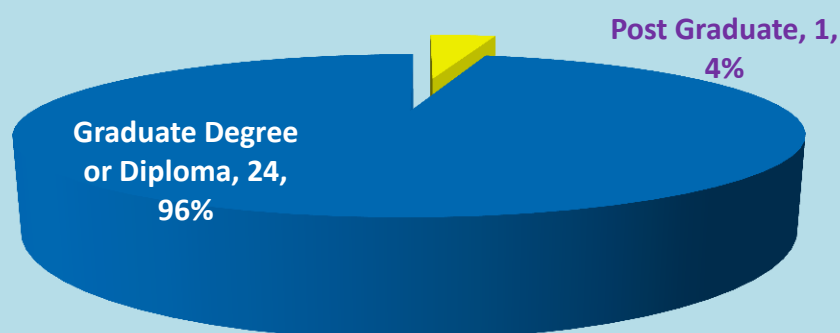


Financial Reports

The detailed financial reports of the schools are available upon request. In brief, the school has finished 2014 in a sound financial position, ending the year in surplus. OSHC is also now operating in surplus.



Staff Teaching Qualifications



All teaching staff at West Beach Primary School are registered teachers meeting the qualification requirements of the South Australian Teachers' Registration Board.

Workforce Composition

Principal	1.0
Leadership	2.0
SSOs	9.0
Teachers	12.0
Permanent	12.0
PAT	0
Contracts	2.0
Staff identified as ATSI	0

Annual Report Verification

This report is signed below by the Principal and Chairperson of the Governing Council to signify that it represents an accurate account of the operations of the school and that it complies with the requirements for the preparation of Annual Reports.

Principal – *Katrina Sexton*

Chairperson – *Jason Walshaw*



WEST BEACH PRIMARY SCHOOL

Woodhead Street

West Beach SA 5024

☎ T: 08 83567944

📠 F: 08 82351291

✉ E: info@wbps.sa.edu.au

💻 W: www.wbps.sa.edu.au



