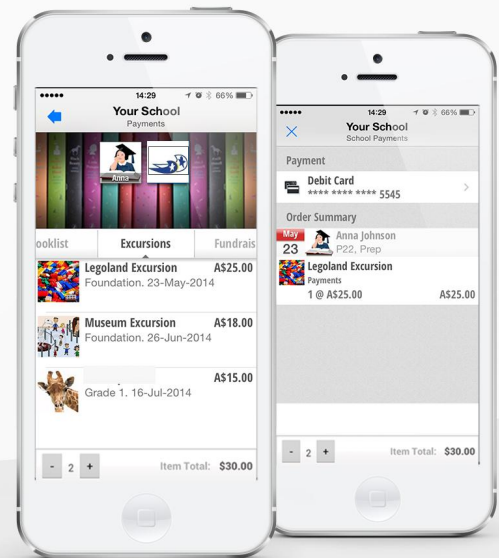


For quicker, hassle-free canteen and school payments, try *Qkr!* today



Introducing *Qkr!* (pronounced 'quicker') by MasterCard: the easy-to-use phone app that gives you the flexibility to place orders at a time and place that suits you. *Qkr!*:

- Saves you time by letting you order and pay for school items directly from your phone;
- Reduces the need for your child to bring cash to school;
- Reduces the time school staff spend on administrative tasks



Getting started is easy - try it yourself today

Step 1 Download Qkr!

on your Android phone or iPhone. iPad users can download iPhone app



Step 2 Register

Select your Country of Residence as 'Australia' and follow the steps to register

Step 3 Find our school

Scan the QR code or search for our school name. Our school will also appear in "Locations Nearby" if you are within 4kms of the school

Step 4 Register your children

When first accessing your school menu, you will be prompted to register your child. This allows you to make school orders on their behalf.

Scan QR code provided by your school

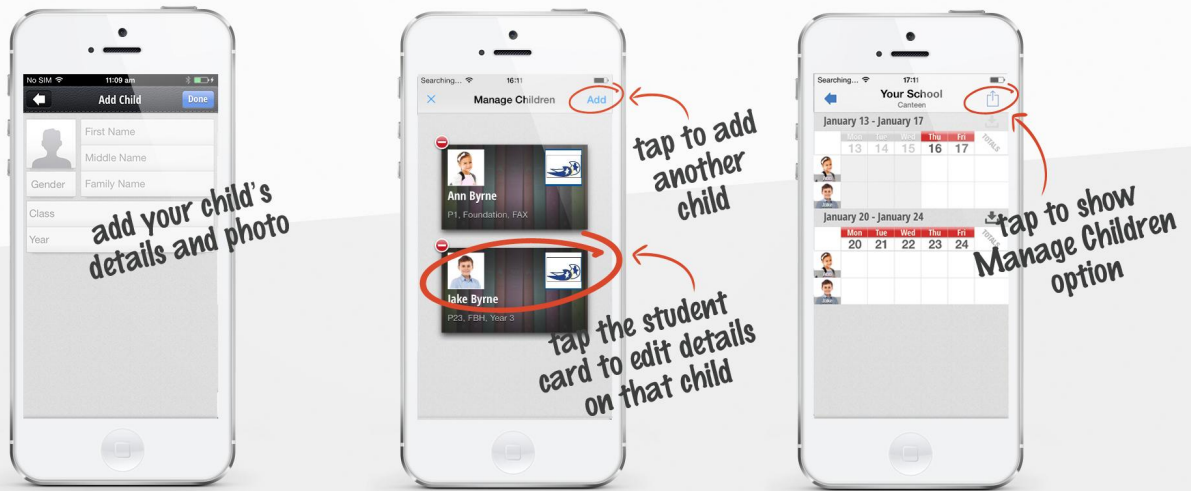
If within 4kms of the school, you can select from "Locations Nearby"

Or search for our school name

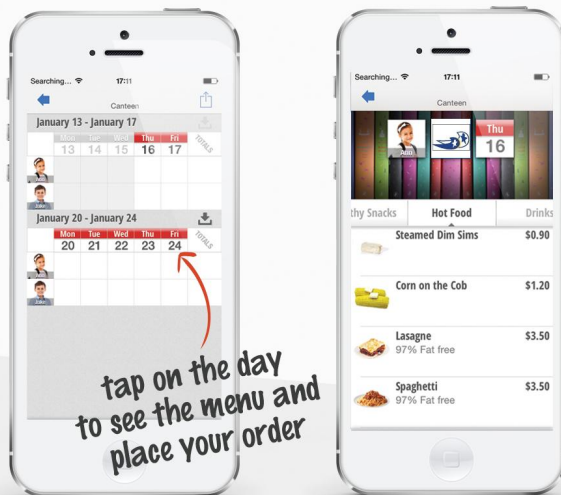


Now you're ready to order and pay for meals and other items...

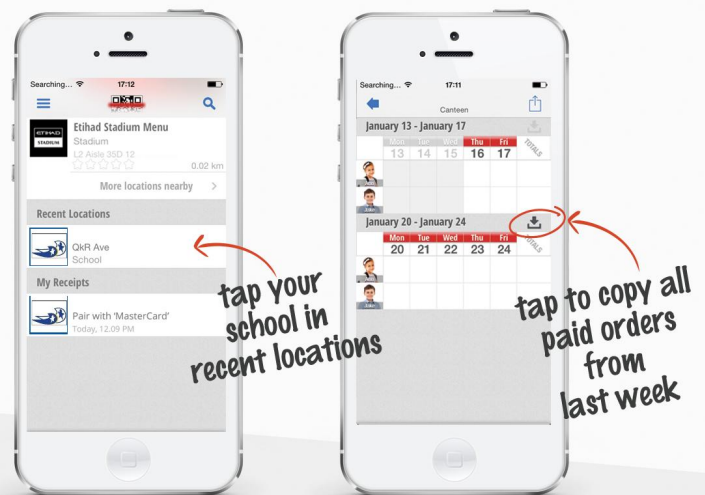
Manage your children's details



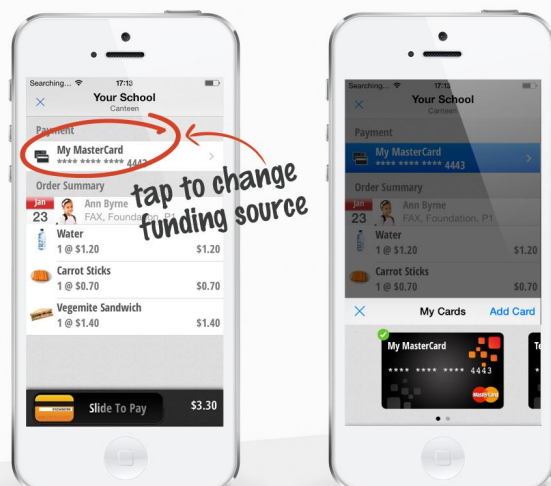
Order meals



Save time & re-order



Add multiple payment cards



Pay with any scheme credit, debit or pre-paid card accepted by the school. At checkout, you can select from any of your registered cards.



Add up to five cards to your Qkr! account

We want your feedback!

Please send your comments or suggestions on how the Qkr! service could be improved to the school office.