

Mid-year
review -
NAPLAN

NAPLAN READING Y3

NAPLAN - Students by bands

Top 2 band students in 2021 (%)

For students in Year 3, Reading

75%

Your school

62%

Similar schools

58%




Network

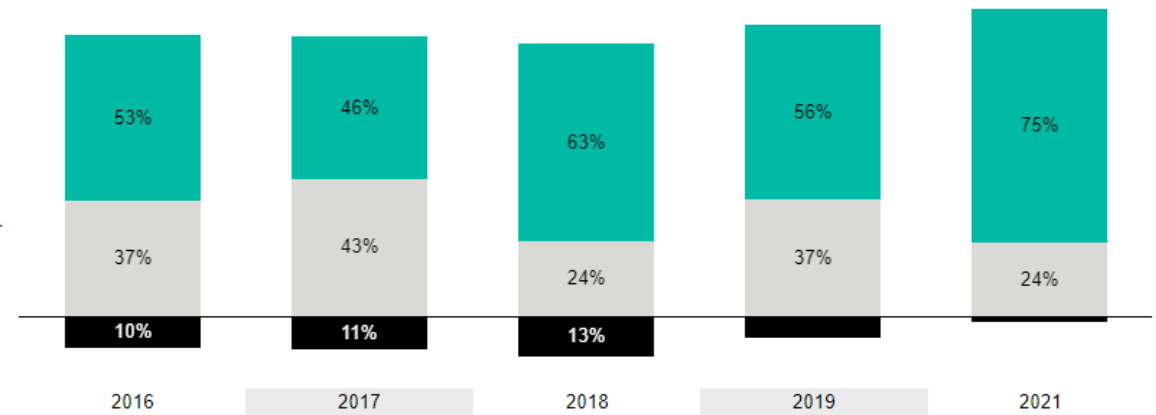
60%

State

Students by band over last 5 years (%)

For students in Year 3, Reading

-  Top 2 Bands
-  Middle 2 Bands
-  Bottom 2 Bands and E...



NAPLAN WRITING Y3

NAPLAN - Students by bands ⓘ

Top 2 band students in 2021 (%) ⓘ

For students in Year 3, Writing

59%

Your school

52%

Similar schools

48%

Network

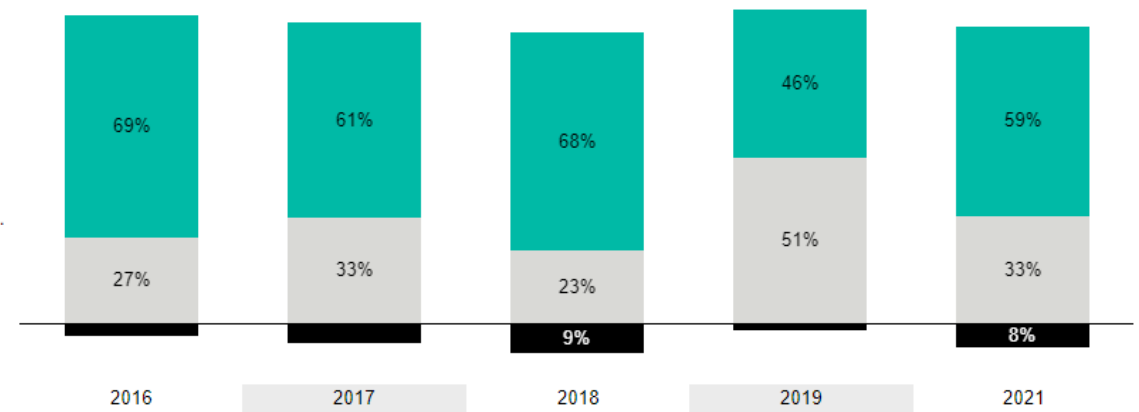
55%

State

Students by band over last 5 years (%) ⓘ

For students in Year 3, Writing

■ Top 2 Bands
■ Middle 2 Bands
■ Bottom 2 Bands and E...



NAPLAN SPELLING Y3

Top 2 band students in 2021 (%) ⓘ

For students in Year 3, Spelling

49%
Your school

43%
Similar schools

41%
Network

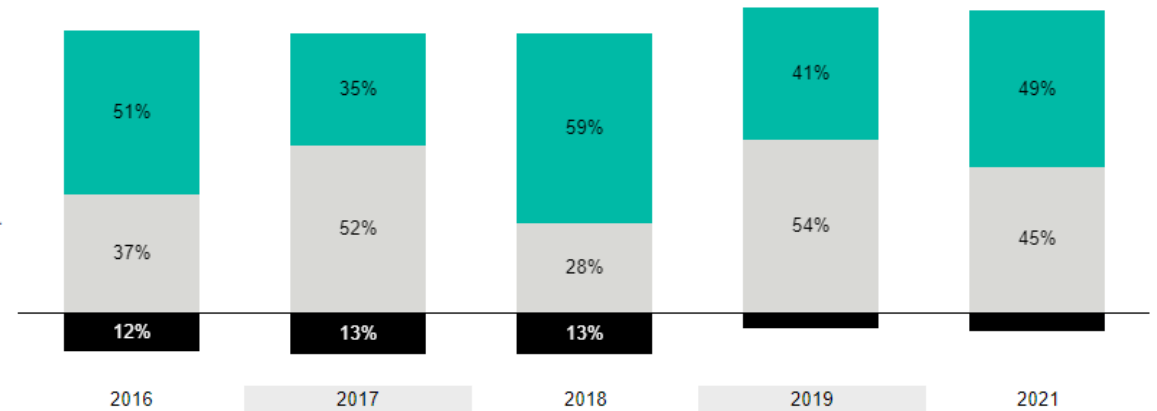
50%
State



Students by band over last 5 years (%) ⓘ

For students in Year 3, Spelling

■ Top 2 Bands
■ Middle 2 Bands
■ Bottom 2 Bands and E...



NAPLAN GRAMMAR Y3

Top 2 band students in 2021 (%) ⓘ

For students in Year 3, Grammar and Punctuation

75%

Your school

60%

Similar schools

60%

Network

60%

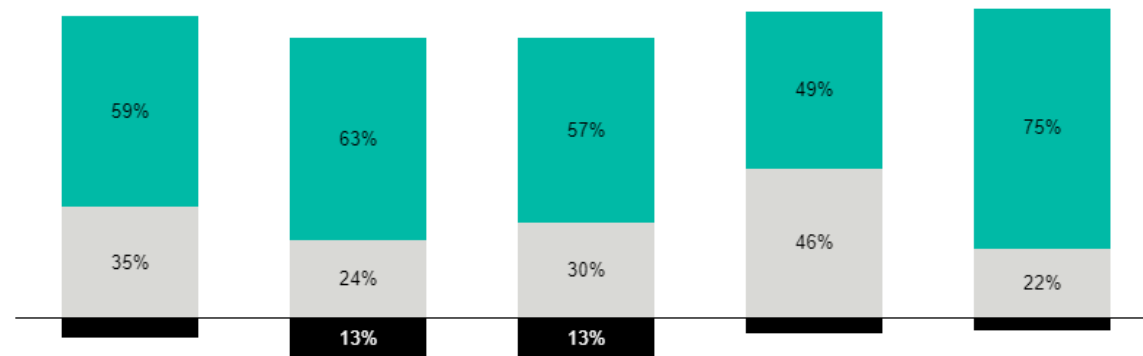
State



Students by band over last 5 years (%) ⓘ

For students in Year 3, Grammar and Punctuation

- Top 2 Bands
- Middle 2 Bands
- Bottom 2 Bands and E...



NAPLAN MATHS Y3

Top 2 band students in 2021 (%) ⓘ

For students in Year 3, Numeracy

51%

Your school

38%

Similar schools

38%

Network

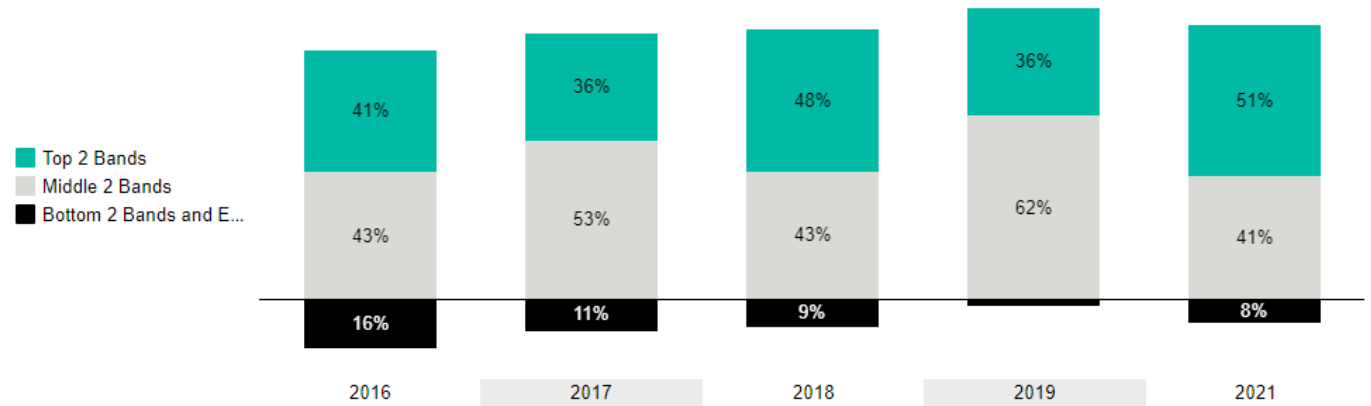
41%

State



Students by band over last 5 years (%) ⓘ

For students in Year 3, Numeracy



NAPLAN READING Y5

Top 2 band students in 2021 (%) ⓘ

For students in Year 5, Reading

56%

Your school

44%

Similar schools

41%

Network

43%

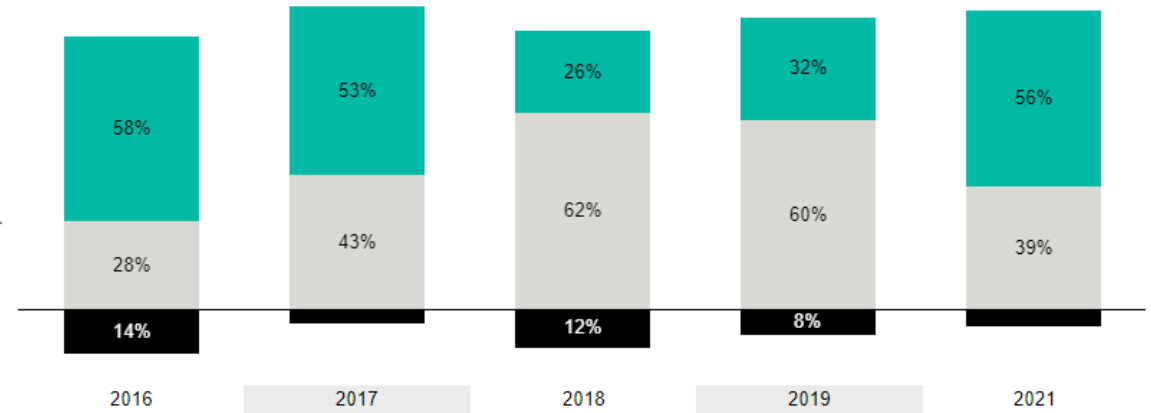
State



Students by band over last 5 years (%) ⓘ

For students in Year 5, Reading

- Top 2 Bands
- Middle 2 Bands
- Bottom 2 Bands and E...





Top 2 band students in 2021 (%) ⓘ

For students in Year 5, Writing

15%

Your school

18%

Similar schools

14%

Network

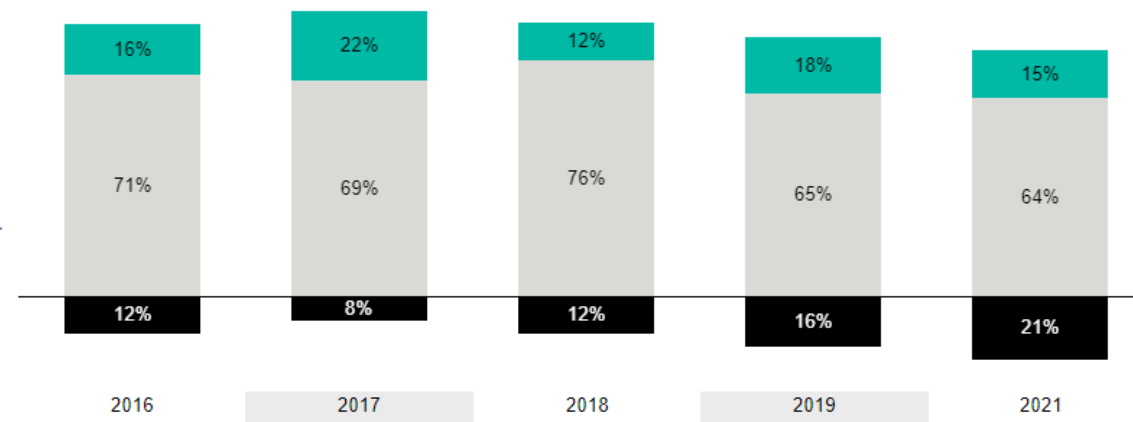
20%

State

Students by band over last 5 years (%) ⓘ

For students in Year 5, Writing

■ Top 2 Bands
■ Middle 2 Bands
■ Bottom 2 Bands and E...



NAPLAN WRITING Y5

NAPLAN SPELLING Y5

Top 2 band students in 2021 (%) ⓘ

For students in Year 5, Spelling

35%

Your school

32%

Similar schools

31%

Network

37%

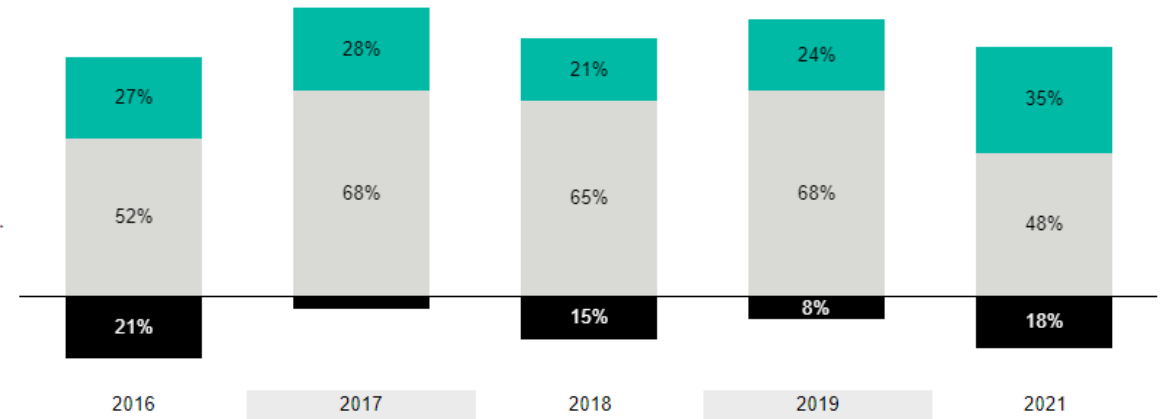
State



Students by band over last 5 years (%) ⓘ

For students in Year 5, Spelling

- Top 2 Bands
- Middle 2 Bands
- Bottom 2 Bands and E...



NAPLAN GRAMMAR Y5

Top 2 band students in 2021 (%) ⓘ

For students in Year 5, Grammar and Punctuation

40%

Your school

33%

Similar schools

32%

Network

35%

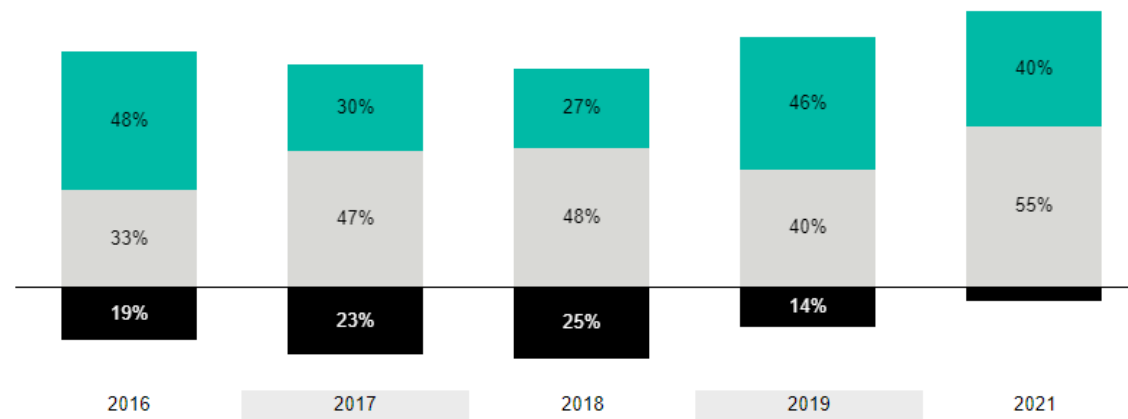
State



Students by band over last 5 years (%) ⓘ

For students in Year 5, Grammar and Punctuation

■ Top 2 Bands
■ Middle 2 Bands
■ Bottom 2 Bands and E...



NAPLAN MATHS Y5

Top 2 band students in 2021 (%) ⓘ

For students in Year 5, Numeracy

35%

Your school

28%

Similar schools

31%

Network

33%

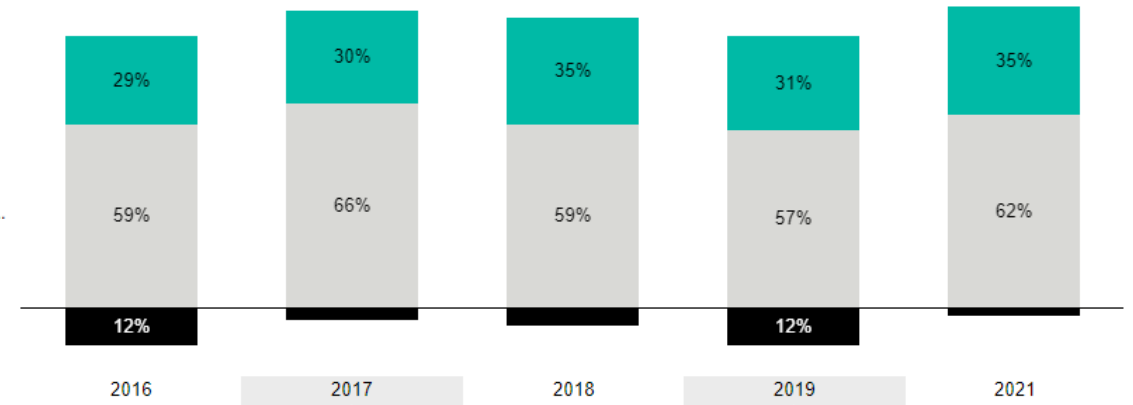
State



Students by band over last 5 years (%) ⓘ

For students in Year 5, Numeracy

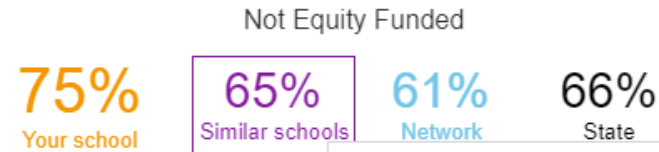
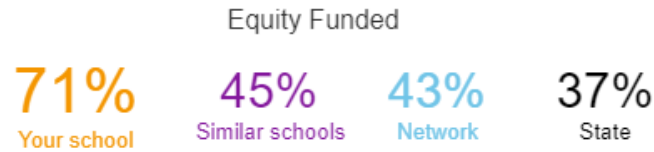
- Top 2 Bands
- Middle 2 Bands
- Bottom 2 Bands and E...



NAPLAN – Students by bands and disadvantage status Year 3 – Reading

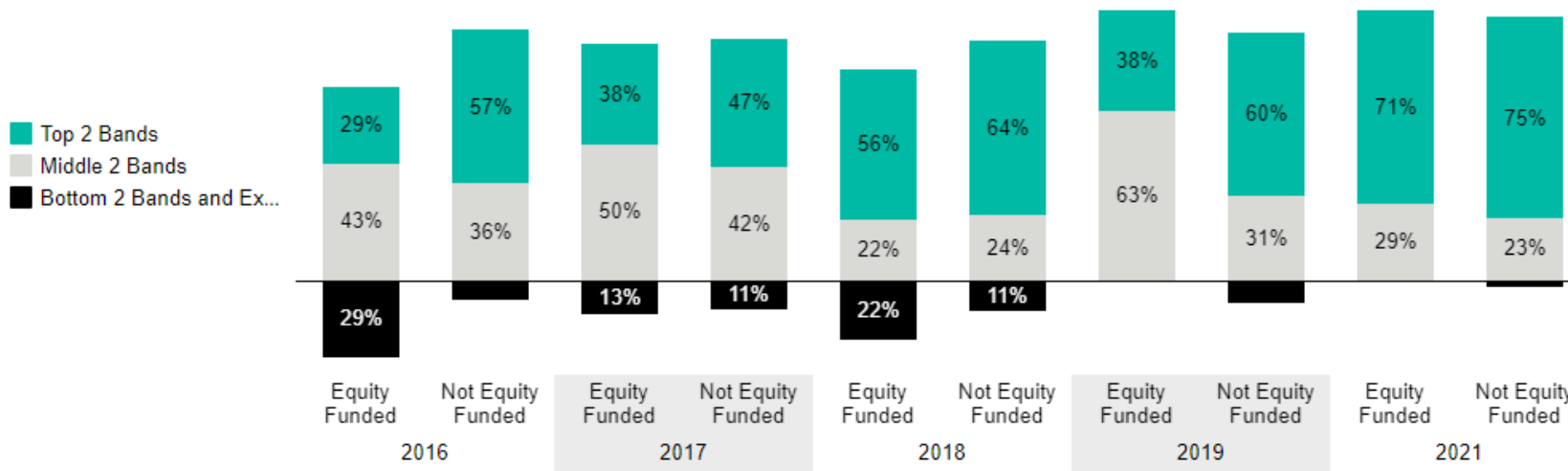
Top 2 band students in 2021 (%) ⓘ

For All students in Year 3, Reading



Students by band over last 5 years (%) ⓘ

For All students in Year 3, Reading



School group Similar schools

THIS IS WHERE WE SEE THE POSITIVES OF LLI.

NAPLAN – Students by bands and disadvantage status Year 5 – Reading

Top 2 band students in 2021 (%) ⓘ

For All students in Year 5, Reading



Equity Funded

67%
Your school

32%
Similar schools

27%
Network

21%
State

Not Equity Funded

53%
Your school

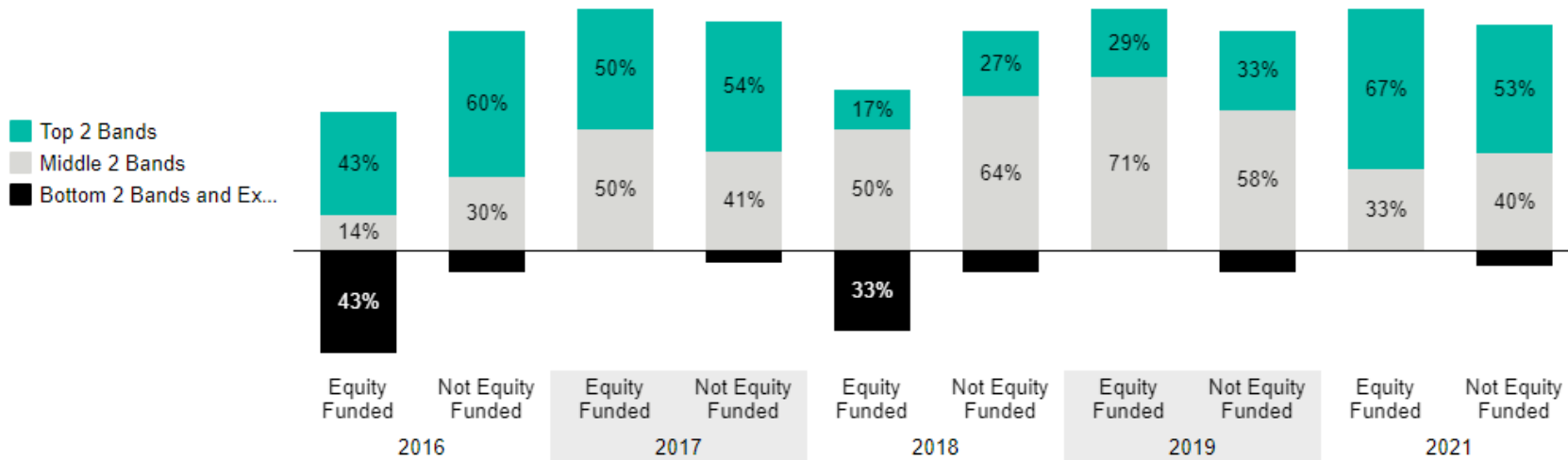
47%
Similar schools

45%
Network

50%
State

Students by band over last 5 years (%) ⓘ

For All students in Year 5, Reading



BENCHMARK READING Y5

Students above benchmark growth in 2021 (%) ⓘ

For students in Year 5, Reading



30%

Your school

25%

Similar schools

27%

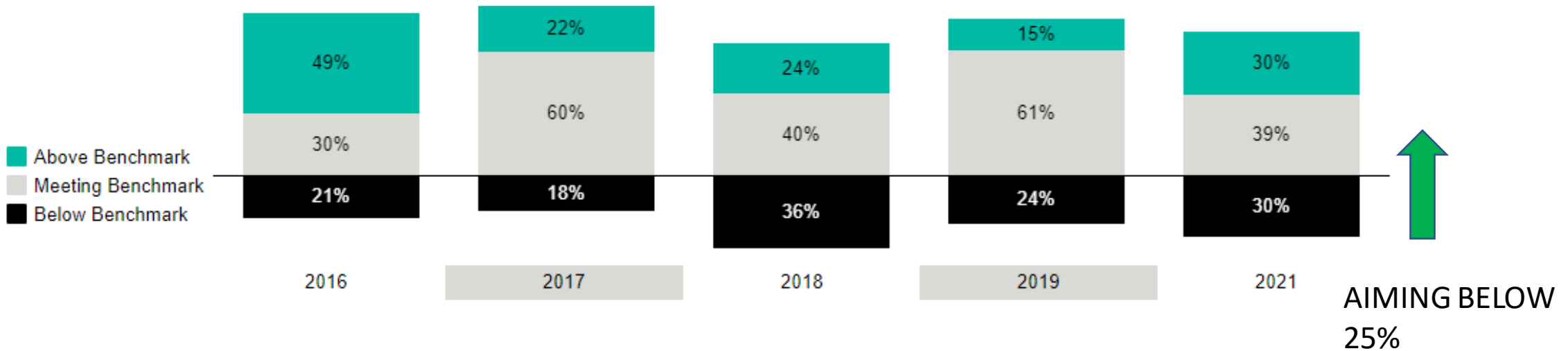
Network

27%

State

Students by benchmark growth category over last 5 years (%) ⓘ

For students in Year 5, Reading



BENCHMARK WRITING Y5

Students above benchmark growth in 2021 (%) ⓘ

For students in Year 5, Writing



20%

Your school

17%

Similar schools

16%

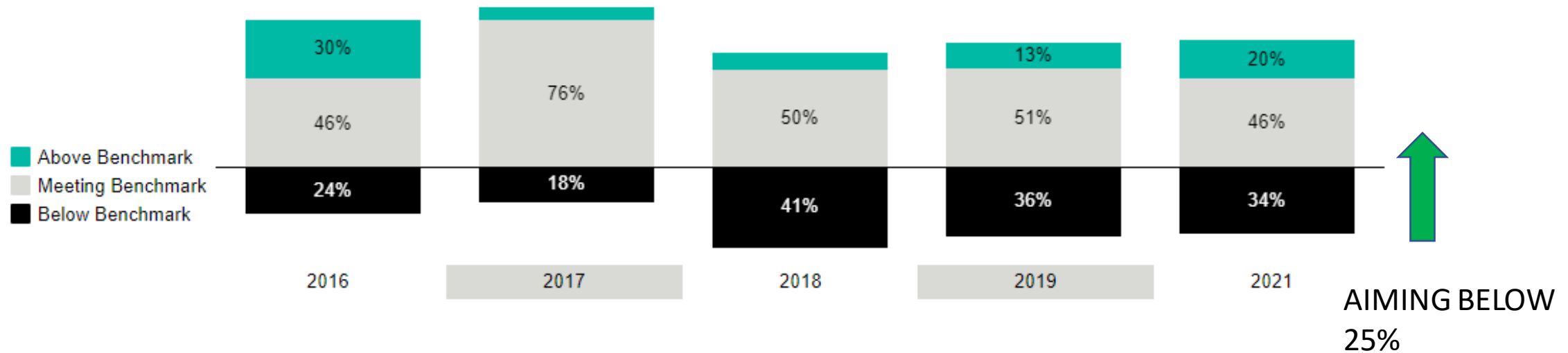
Network

21%

State

Students by benchmark growth category over last 5 years (%) ⓘ

For students in Year 5, Writing



BENCHMARK SPELLING Y5

Students above benchmark growth in 2021 (%) ⓘ

For students in Year 5, Spelling



19%
Your school

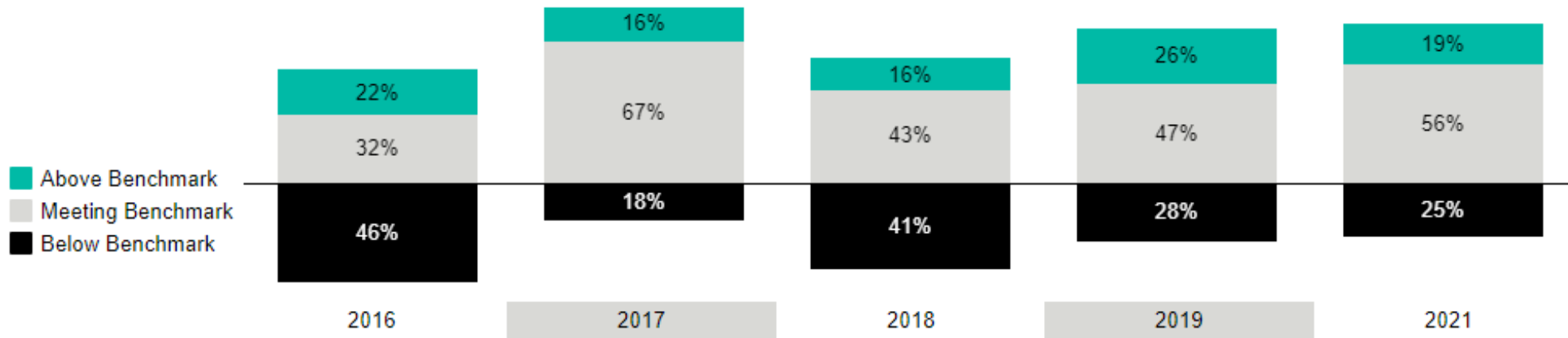
19%
Similar schools

16%
Network

22%
State

Students by benchmark growth category over last 5 years (%) ⓘ

For students in Year 5, Spelling



BENCHMARK GRAMMAR Y5

Students above benchmark growth in 2021 (%) ⓘ

For students in Year 5, Grammar and Punctuation



33%

Your school

20%

Similar schools

23%

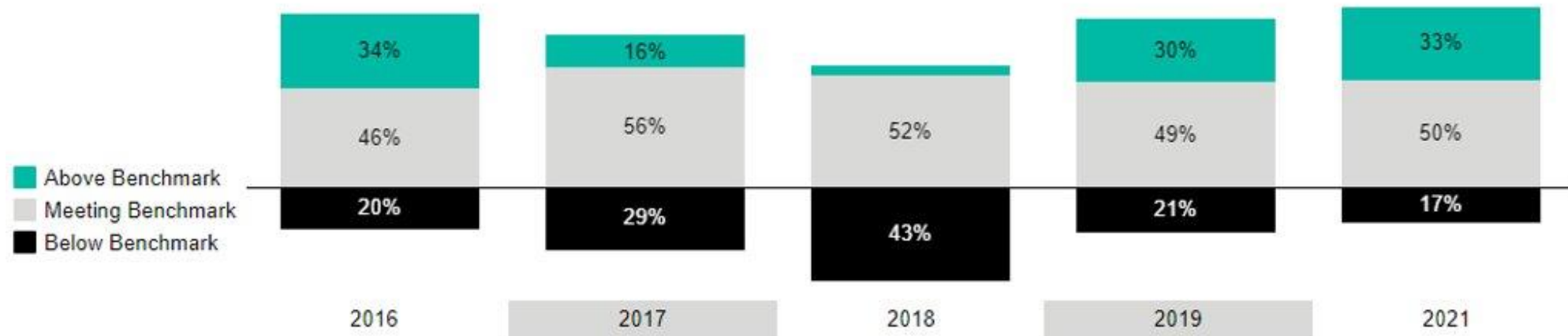
Network

23%

State

Students by benchmark growth category over last 5 years (%) ⓘ

For students in Year 5, Grammar and Punctuation



THIS IS
AMAZING!

BENCHMARK NUMERACY Y5

Students above benchmark growth in 2021 (%)

For students in Year 5, Numeracy



26%
Your school

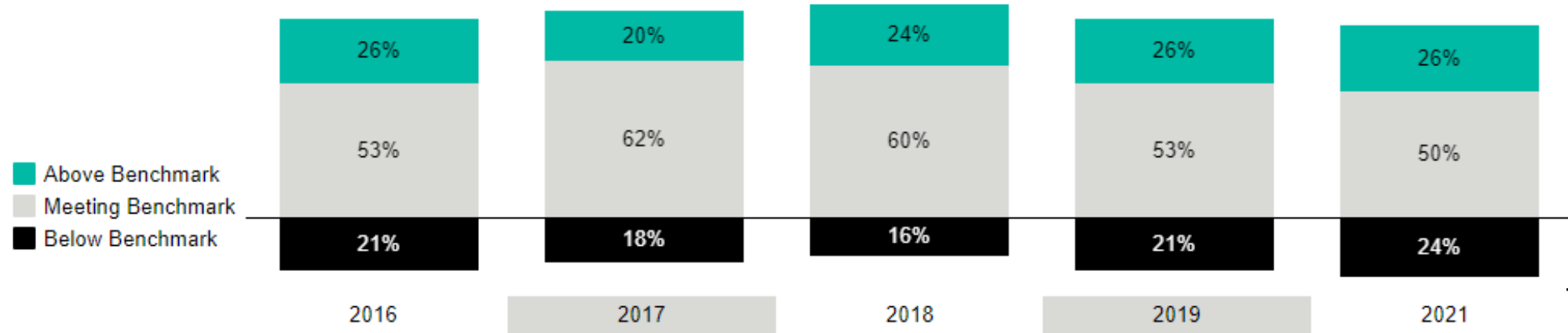
17%
Similar schools

22%
Network

22%
State

Students by benchmark growth category over last 5 years (%)

For students in Year 5, Numeracy



THIS IS
PERFECT!

A vibrant, high-angle photograph of a small stream flowing through a dense forest. The water is clear and white with foam as it cascades over numerous large, dark rocks covered in bright green moss. The surrounding vegetation is thick and green, with sunlight filtering through the trees, creating a dappled light effect on the water and rocks.

WELLDONE EVERYONE!

"The idea is that flowing water never goes stale, so just keep flowing" – Bruce Lee