

Campion My Connect Platform – Norwood Secondary College

The Campion My Connect platform will be introduced at Norwood in 2025 for all staff and students. The platform provides staff and students access to the book listed textbooks in one online location for easy accessibility as well as to be paired with some additional features.

My Connect Functions

The platform provides several functions that aim to enhance the opportunity for learning for our students. These functions can be found once you have clicked inside each textbook, using the toolbar below.




- Page of textbook always opens to the last page that was open, regardless of device
- **Ribbon button:** allows you to easily access contents & bookmark pages
- **Search bar:** search for key words, phrases or topics within the textbook. This can be filtered into whole word & case sensitive options
- **Settings:** full screen, light/dark mode, continuous pages/page by page option, different page views, page flipper option
- **Share icon:** this allows you to copy the URL for the particular page you are on in the textbook and share this directly with students (e.g. in a Compass lesson plan)
- **Read aloud function:** the full page that is currently active will be read out loud. You are able to highlight specific text within that page, if there is only a section you wish to have read out loud.
- **Right click:** when you right click anywhere on the book, enhancement options come up which you can use (e.g. add notes, highlight, add video links)
- **Immersive reader inside each textbook:** highlight text first and then click on immersive reader (the third icon below). The immersive reader is particularly helpful for any EAL students. The highlighted text can be translated from English to a range of languages, and then either displayed in their language to read, or can be read aloud in chosen language. The immersive reader function also allows for changes to be made to the readability of text, to help students with additional learning needs. An example of this is the ability to change the font, spacing and colour to help support students with Dyslexia.

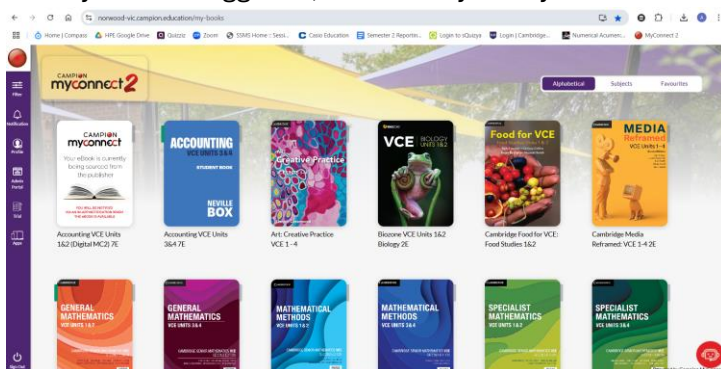


Setting Up Your Personal Bookshelf

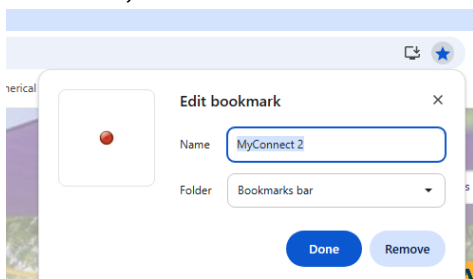
1. Go to norwood-vic.campion.education (this is our school's individualised log in page)
2. Click on connect



3. This will take you to log in. Please log in using your @education email address & password
4. Once you have logged in, it will take you to your bookshelf which will look like this



5. Favouriting your bookshelf will make it easy for you to access it, whenever you require. To do this, click on the star in the search bar, name the bookmark & click done



Your bookshelf can be viewed in alphabetical order, by subject or by favourites. To favourite a textbook in your bookshelf, hover your cursor over the top right, and click on the heart button.