

New Maestro Student Dashboard – VCE



Wantirna College
90 Harold Street, Wantirna VIC 3152



Compass Learning
Tasks – assessments
& homework tasks

- Students List
- Assessment
- Classes
- Developmental rubrics
- Analytics
- Subject Dashboard
- Student Dashboard
- Semester Report Dashboard

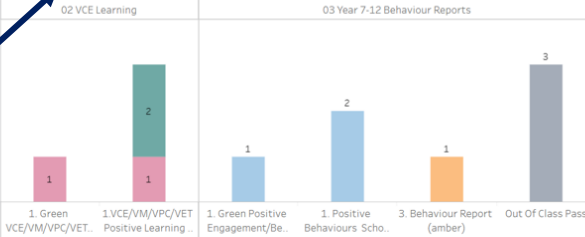
ANALYTICS

Back

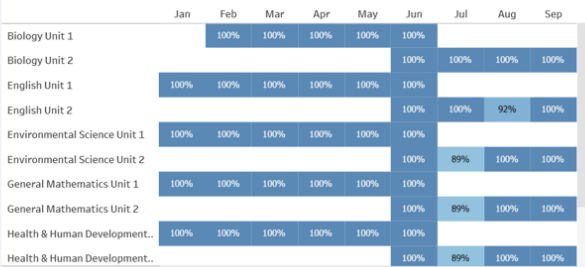


Year level: Year
Form group:
House: MASON

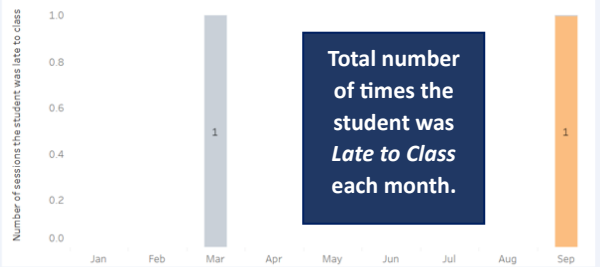
ENGAGEMENT & LEARNING CHRONICLES - 2023



ATTENDANCE



LATE TO CLASS



Summary of the number & type of *Compass Chronicle* posts teachers have made throughout the year for learning & behaviour.

Overall student *VCE attendance* percentage for each subject, each month.

Total number of times the student was *Late to Class* each month.

VCE SEMESTER REPORT RESULTS

Subject	Assessment Task	Grade
General Mathematics Unit 1	SAC 2 How Earth's systems change over time	D+
	SAC 3 How do scientific investigations develop understanding of E...	D+
	SAC 1 Sequences, Recursion & Finance	B
Health & Human Development Unit 1	SAC 2 Investigating & Comparing Data Distributions	NA
	SAC 3 Matrices	B+
	SAC 4 Linear Functions, Graphs, Equations & Models	A
Psychology Unit 1	SAC 1 Understanding health and wellbeing	C
	SAC 2 Health and nutrition	C+
	SAC 3 Youth health and wellbeing	NA
Psychology Unit 2	SAC 1 Psychological development case study analysis	B+
	SAC 2 Research investigation	A
	SAC 3 Brain functions media analysis	C+

LEARNING BEHAVIOURS - 2023

	Actively engages in learning			Meets deadlines			Organised and punctual for every...			Persists to improve learning			Shows respect for self, others and th...		
	Term 1	Term 2	Term 3	Term 1	Term 2	Term 3	Term 1	Term 2	Term 3	Term 1	Term 2	Term 3	Term 1	Term 2	Term 3
Biology Unit 1	3	4	4	4	4	4	4	3	4	4	4	4	4	4	4
Biology Unit 2	3	3	3	4	4	4	4	3	4	4	4	4	4	4	4
English Unit 1	4	3	3	3	3	4	4	3	4	3	3	4	4	4	4
English Unit 2	3	3	3	3	3	3	3	3	3	3	1	4	4	4	3
Environmental Scien..	4	3	4	3	3	4	4	4	4	4	3	4	4	3	4
General Mathematic..	4	4	4	3	4	4	4	4	4	3	4	4	4	4	4
General Mathematic..	3	3	4	3	3	4	4	3	4	3	3	4	4	4	4
Health & Human Dev..	3	3	4	4	4	4	4	3	4	3	3	4	4	4	4
Psychology Unit 1	3	3	3	3	1	4	3	3	3	3	3	4	4	4	4
Psychology Unit 2	3	3	3	4	4	4	4	4	4	3	4	4	4	4	4

VCE performance in Assessment Tasks during Semester 1 – Hover over the grade for more information.

The comparative *Learning Behaviour* averages recorded by teachers for each subject.