




How to order on Book Club



1. Your child will bring home a Book Club catalogue from school
2. Discuss with, and help your child pick the books they would like to read



3. Order online via the Scholastic Australia LOOP website or app and the school will take care of the rest! (LOOP orders are electronically linked to your school in an easy, secure online process)
4. The books are delivered to your child's classroom.

LOOP is the easy way for families to order and pay for Book Club.

Log in, or create a new account at scholastic.com.au/loop

1. If you are new to Book Club, follow the Wizard to set up your profile
2. Click the ORDER tab, and select your school and child's class
3. Add your child's first name and last initial (so the school knows who the book is for)
4. Enter the product item number shown on the Book Club catalogue
5. Make payment via credit card.