
THE CITY SCHOOL FOR GIRLS



COMPASS GUIDE – HOW TO ACCESS SUBJECT INFORMATION

Contents

Accessing Student Subjects3

Subject Page Features5

 Dashboard.....5

 Learning Tasks6

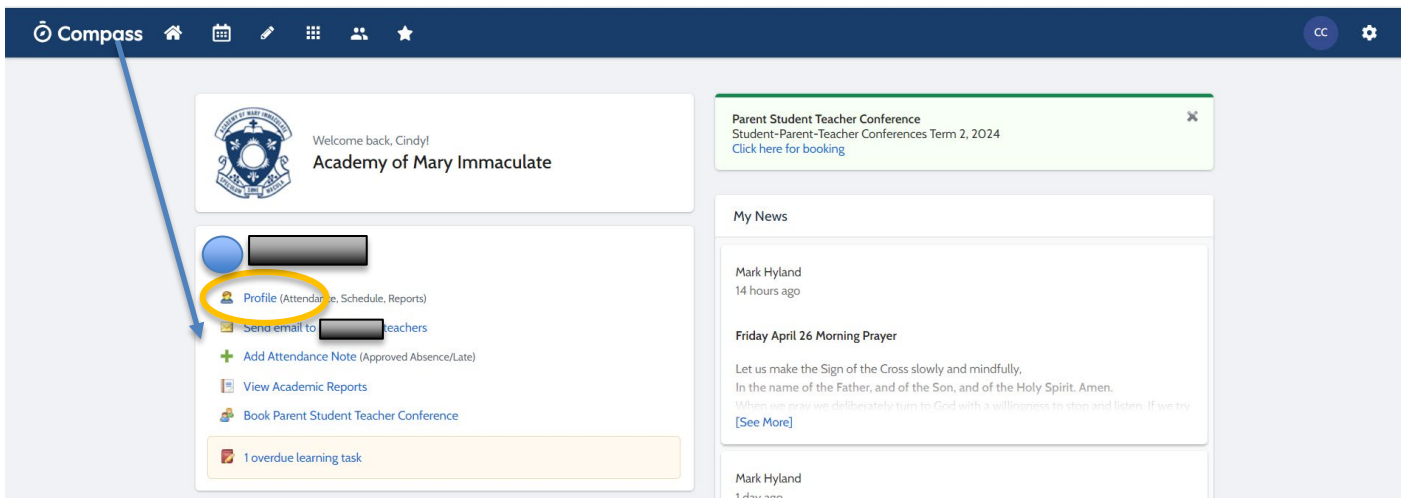
 Schedule.....7

 Sessions.....7

 Resources.....7

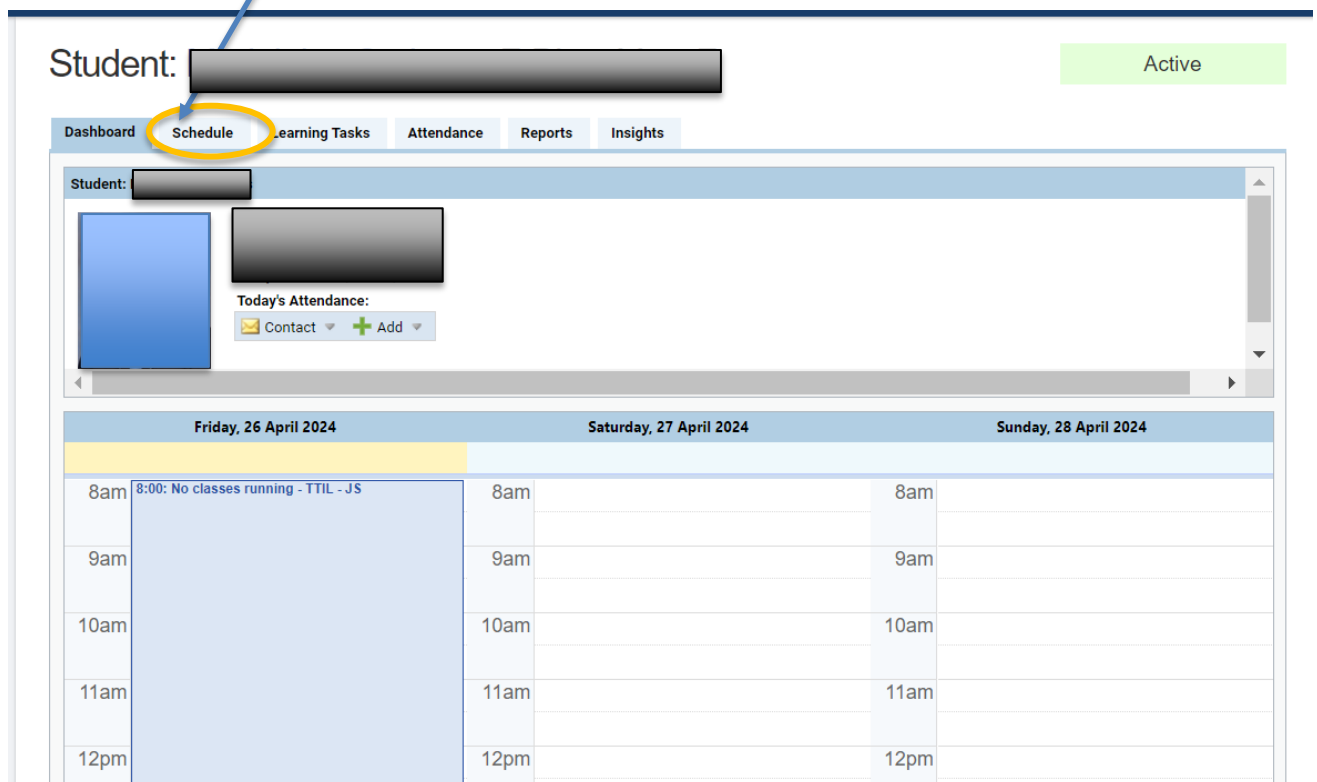
Accessing Student Subjects

1. From the homepage click on Profile



You are now on the student's dashboard where you can access the schedule, Learning Tasks, Attendance and Reports.

2. Click on Schedule



On the schedule you can see the lessons for the day along with any events or learning tasks that have been added in.

3. To see information about a particular subject click on one of the lessons for that subject.

Time	Mon 22	Tue 23	Wed 24	Thu 25	Fri 26 9:04am	Sat 27
8am						
9am	8:40: MG - 07MENB - (Year 7)	8:40: MG - 07MENB - (Year 7)	8:40: 1 - 07ARTB - (Year 7 Art) - WLS13 - CST			
10am	8:50: 1 - 07MTHB - (Year 7 Mathematics) - MCK23 - MCY	8:50: 1 - 07HUMB - (Year 7 Humanities) - MCK23 - MAL	9:30: 2 - 07ARTB - (Year 7 Art) - WLS13 - CST			
11am	9:40: 2 - 07MTHB - (Year 7 Mathematics) - MCK23 - MCY	9:40: 2 - 07HUMB - (Year 7 Humanities) - MCK23 - MAL	10:50: 3 - 07ITAB - (Year 7 Italian) - MCK23 - CCA			
12pm	10:55: 3 - 07MUSB - (Year 7 Music) - DLN32 - MS	10:55: 3 - 07RELB - (Year 7 Religious Education) - MCK23 - CCA	11:40: 4 - 07ITAB - (Year 7 Italian) - MCK23 - CCA			
1pm	11:45: 4 - 07IMUSB - (Year 7 Instrumental Music) - HALL - AH	11:45: 4 - 07RELB - (Year 7 Religious Education) - MCK23 - CCA				
2pm	1:25: 5 - 07ENGB - (Year 7 English) - MCK23 - MS	1:23: Sickbay	1:25: 5 - 07SCIB - (Year 7 Science) - MCK23 - MCY			
3pm	2:15: 6 - 07ENGB - (Year 7 English) - MCK23 - MS	2:15: 6 - 07HEDB - (Year 7 Health) - MCK23 - MCY	2:10: 6 - 07DANB - (Year 7 Dance) - HALL - GO			
4pm						
5pm						

You are now on the subject page for that lesson which has several features described in the next section.

Dashboard Schedule Learning Tasks Sessions Resources

Tuesday, 23 April at 10:55 AM (Past Session)

Location: MCK23 | Attributes: 0 seats · 0 computers · 6 location assets

Lesson plan

7RE Blue - Tuesday 23rd April : Lessons 3+4

Learning Intention: To understand the importance of Mary, Mother of Jesus.

Success Criteria: I can explain different representations of Mary in scripture and art.

Lesson Focus: Mary in Art and Scripture Unit.

<https://docs.google.com/presentation/d/1.../usp=sharing>

1. Finish brainstorm class activity: Mary in Art symbols (slide 3)
2. Introduce the Eight Stations of Mary (slide 4)
3. Students complete Eight Stations of Mary grid (slide 4)

Subject Page Features

Dashboard

You are able to see the lesson plan (note: teachers do not repeat lesson plans for double lessons, they will only occur in the first lesson of the double)

The screenshot shows a dashboard with the following elements:

- Navigation Tabs:** Dashboard (selected), Schedule, Learning Tasks, Sessions, Resources.
- Calendar:** Tuesday, 23 April at 10:55 AM (Past Session).
- Teacher Profile:** A blue circular profile picture and a button labeled "Email Teacher".
- Location and Attributes:** Location: MCK23; Attributes: 0 seats · 0 computers · 6 location assets.
- Lesson Plan Section:**
 - Title:** 7RE Blue - Tuesday 23rd April : Lessons 3+4
 - Learning Intention:** To understand the importance of Mary, Mother of Jesus.
 - Success Criteria:** I can explain different representations of Mary in scripture and art.
 - Lesson Focus:** Mary in Art and Scripture Unit.
 - Resources:** <https://docs.google.com/presentationusp=sharing>
 - Activities:**
 1. Finish brainstorm class activity: Mary in Art symbols (slide 3)
 2. Introduce the Eight Stations of Mary (slide 4)
 3. Students complete Eight Stations of Mary grid (slide 4)

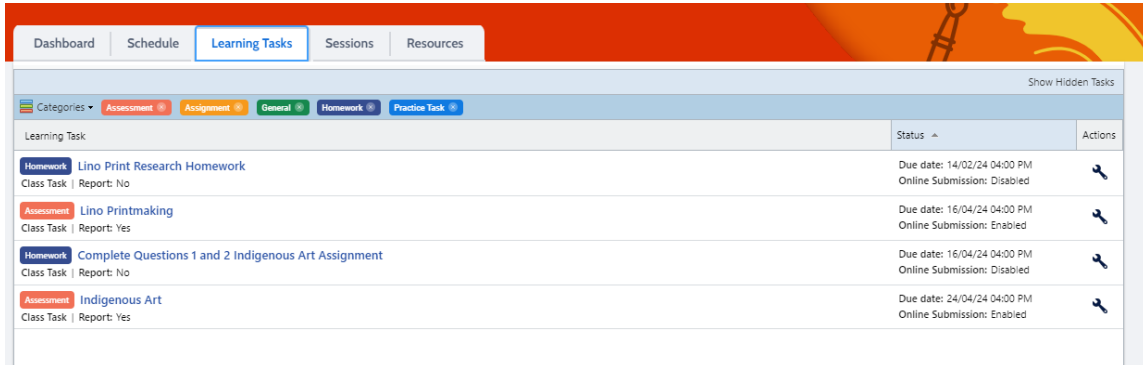
You may also see the class newsfeed if it is used.

The screenshot shows a "Class news feed" with two posts:

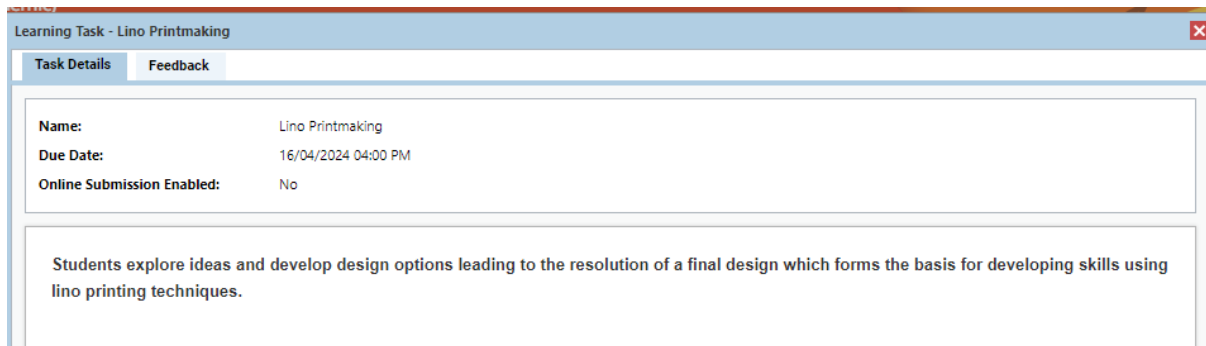
- Post 1:**
 - Date:** Feb 14th
 - Title:** Homework & NGVA Art Excursion
 - Text:** Homework: please print the four bird pictures you researched for next lesson before the 20th of Feb. We also have an Art Excursion on Wednesday the 28th of Feb.
- Post 2:**
 - Date:** Feb 6th
 - Title:** Research Homework Due date Wed 14th Feb.
 - Text:** Research two examples of two lino prints which focus on Line. Copy, print and paste these two images into your visual diaries for next lesson. Make sure you write down the artist's name, title and date of the artwork.

Learning Tasks

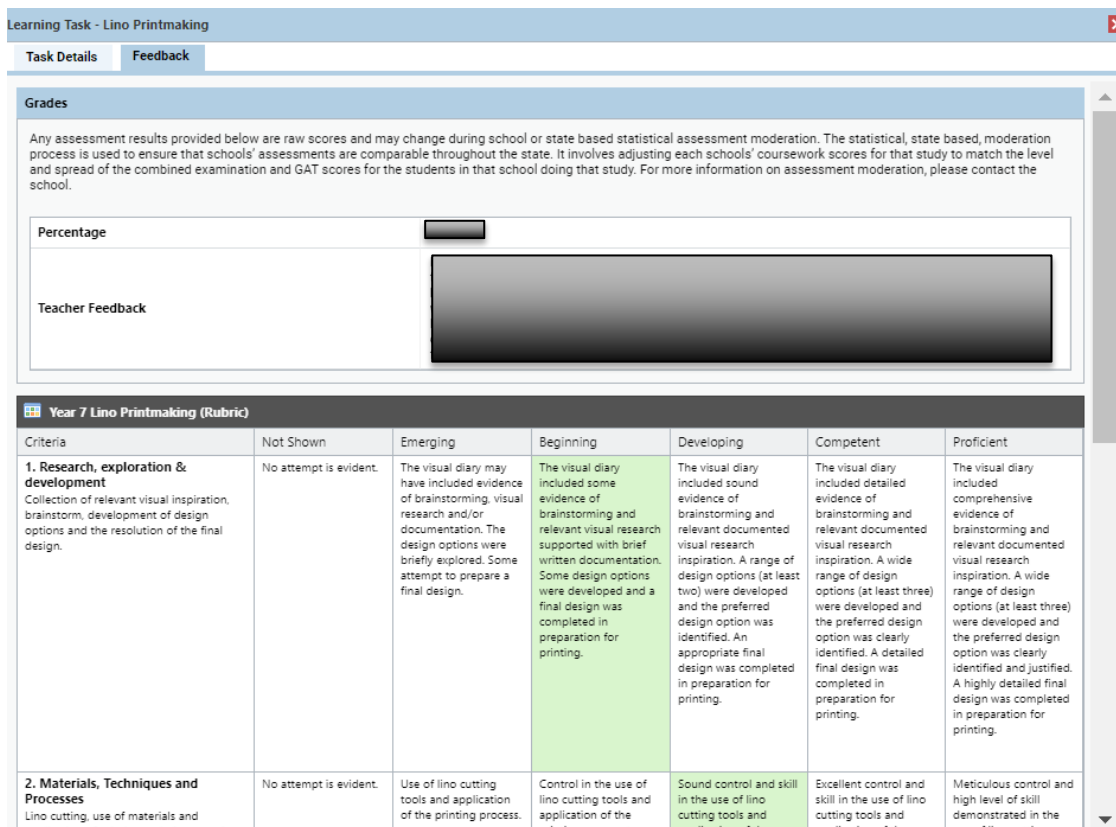
You can see the Learning Tasks, some Learning Tasks will have due dates. If so, they appear on the student's schedule.



Clicking on the name of the Learning Task opens up the task – you can see the details about the task.



The feedback tab gives the score, any teacher feedback and in some cases a rubric.



Schedule

You can see the individual timetable for that subject.

Sessions

This is a list of all sessions (not very helpful)

Resources

The resources tab shows the resources that are shared with students and parents for the subject. Often the resources are only made available to staff and students rather than to parents.