







PREP WEEKLY NEWSLETTER

WEEKS: 3 & 4	TERM : 3	BIRTHDAYS 	
Beginning:	4th August-	July Birthdays- Isaac 5th August Birthdays- Anton 26th	
 	MONDAY		
	TUESDAY	Stem with Mrs Katrina Davis	
	WEDNESDAY	Library- with Mrs Janine Standfield <i>Students need to bring their library bags and library books to school on this day</i>	
	THURSDAY	Performing Arts with Miss Rebecca Rawlins Physical Education with Mrs Susan Michelsson - PREPS TO WEAR SPORTS UNIFORM Auslan- with Ms Herrmann <i>Students need to bring their satchel from the previous week to school on this day</i>	
	FRIDAY	Prep Sport (Sports Uniform and sneakers) Assembly- 2:45 pm- Meet in the quadrangle	
		Please Check Operoo for important forms to be completed. All forms must be completed before we can allow your child to attend any special event. Also don't forget to check Seesaw for some photo evidence of your child's work.	
		<p style="text-align: center;"><u>Fire Ed for Foundation & Grade Two Students</u></p> <p style="text-align: center;"> 6th August (Wednesday) & 14th August (Thursday) Fire-Ed Incursion Vermont South Station Please give permission for your child to attend on OPEROO. </p> <p style="text-align: center;"> In week 4, students will bring home a Fire Ed task to complete with their parents. </p> <p style="text-align: center;"> This important task involves drawing a picture of a <u>Safe Meeting Place</u> for your family if there is an emergency in your home. </p>	
RELIGION 		TOPIC: How was Jesus' life different to ours? Students will be learning to identify the differences between how Jesus lived and how we live today. They will focus on the following aspects of daily life including travel, clothing, housing and food.	

SPELLING



In **week 3**, students will be learning more about Consonant Vowel Consonant (**CVC**) words which use all of the short vowel sounds. They will also be learning about words that have the following endings ‘-ff, -ll, -ss, -zz’.


In **week 4**, students will be learning about words that have the following endings - ‘all, oll, ull and ck’.

Please use the following site: **“Little Learners Love Literacy- Stages 1-4 Speed Sounds”** (Youtube) to help your child practise their sounds at home. This will show you the way that we learn the sounds of the alphabet and also reinforce your child’s learning at school.

LITERACY: KNOWLEDGE RICH TEXTS

During their daily literacy lessons, students will have the opportunity to explore four different knowledge rich texts each Term. In Term 3, these picture story books will include: **“Giraffes Can’t Dance, Farmer John’s Tractor, Wombat Stew and Wombat”**. Each lesson will include a “shared read aloud” and opportunities to develop a deeper understanding of the text by learning new “vocabulary” and participating in “sentence level writing”.

Weeks 2 & 3




Giraffes Can’t Dance by Giles Andreae is a heartwarming and uplifting story about Gerald, a clumsy giraffe who longs to dance but struggles because of his long legs and wobbly knees.

Each week, students will receive vocabulary instruction for the following four words:

Week 2- elegant, bold, splendid, clumsy

Week 3- miracle, shuffling, sneak, danger

Weeks 4 & 5



Farmer John’s Tractor by Sally Sutton is a story about a family stranded when their car gets stuck in rising floodwaters. It is told in a rhythmic and repetitive style.

Each week, students will receive vocabulary instruction for the following four words:

Week 4- frightened, wail, clamber, stranded

Week 5- sob, gush, smooth, rough

HOME DECODABLE BOOKS



Students will receive a new Decodable Book to bring home at the beginning of each week. ***Your child should be practising to read the same book at home every day.*** Before reading, revise the Speed sounds and the Heart words that can be found at the back of each book. Following this, you can:

Talk about the book

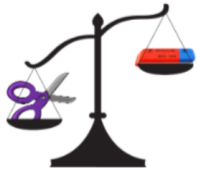

Look at the front cover and:


- Ask your child to read the title out loud, tracking their finger under each word as they read it.
- Introduce the characters your child will meet in the book
- Explore the illustrations. For example, ask: Can you point to the map?

During reading

Read and enjoy the book

- Ask your child to read out loud, tracking their finger under each word as they read

	<ul style="list-style-type: none"> • Support your child if they are stuck by asking them to sound out and then blend the sounds together to read the word. When they have decoded the word, go back and re-read the sentence together. <p>After reading Ask some of the “Questions to talk about” which can also be found at the back of each book. See if your child is able to recall some of the characters and/or key events.</p>
<p>MATHS</p> <p>12345 67890</p>	<p>Weeks 1-3 TOPIC: Addition and Subtraction Students will be introduced to the concept of addition using part-part whole. They will be shown visual examples of two parts combining together to make a new amount. They will learn that sometimes we can be given the parts but we don't know the whole, so we have to use our counting to find the total.</p>
	<p>Weeks 4-6 TOPIC: Measurement- length, mass, capacity Students will explore the concepts of length, mass and capacity, building a foundation for measurement skills. The initial focus is on understanding attributes like long, short, tall, heavy, and light through hands-on activities. Students progress to direct comparisons of length, mass and capacity, learning to identify, compare, and order objects based on these attributes.</p>
<p>INQUIRY/SCIENCE</p> 	<p>TOPIC: Living Things- “Creature Features”: Animals and their needs Students will specifically focus on how different animals are ‘built’ to survive by learning about external features (fur, claws, beaks, tails, etc.) and how these features help animals meet their needs (e.g. finding food, staying safe, building shelter). This unit uses non-fiction texts, labels and diagrams to develop observation, communication, and early science inquiry skills.</p>
<p>SCHOOL UNIFORM</p>	<p>All students must be wearing their full winter uniform. Students do not need to wear their hats outside again until Term 4. **Please ensure that jumpers are clearly labelled so that missing clothing can be returned! Lost property is located in front of the first aid room beside the office.</p>

	<p>Some dates for your diary-</p> <ul style="list-style-type: none"> ☺ 31st July- Parent Teacher Interviews 1.15-8.00pm (Thursday) ☺ 1st August- Grandparents/Special Friends Morning 9.15am (Friday) ☺ 4th August- School Closure Day (Monday) ☺ 6th August (Wednesday) & 14th August (Thursday) Fire-Ed Incursion Vermont South Station Please respond on OPEROO ☺ 8th August- Jump Rope For Heart Day (Friday) ☺ 15th August- Special Lunch (Friday) orders placed by CDF (orders close on Wednesday) ☺ Upcoming event - 100 days of School (date to come) ☺ 21st August- Years 3/4 Concert (Thursday) ☺ 25th August - “Book An Adventure” Book Week Parade (Monday) ☺ 4th September- Father's Day Stall (Thursday)
---	---

- | | |
|--|---|
| | <ul style="list-style-type: none">☺ 5th September - Father's Day Celebration (Friday)☺ 19th September- Last Day of Term 3, 1pm finish (Friday) |
|--|---|

*Please note that some times and events may change. Please check for updates in the fortnightly newsletter/Audiri (Skoolbag) App.

Communication Bag (Purple Plastic Pocket)

Please check your child's communication bag everyday for any notes that might come home. Please remove all items ready for the next day!

Dianne Dimovski

ddimovski@hfmw.catholic.edu.au