

# moonee ponds west primary

ABN 45 650 832 392

WE THINK, CREATE AND LEARN TOGETHER

150 Athol Street, Moonee Ponds, Vic, 3039  
9370 6875 | [moonee.ponds.west.ps@education.vic.gov.au](mailto:moonee.ponds.west.ps@education.vic.gov.au)  
[www.mooneewestps.vic.edu.au](http://www.mooneewestps.vic.edu.au)



## **School Saving Bonus**

The Victorian Government is delivering the School Saving Bonus – a one-off \$400 support for government school students from Prep to Year 12 in 2025.

To learn more about the School Saving Bonus, visit [School Saving Bonus | vic.gov.au](https://www.vic.gov.au/school-saving-bonus) ([www.vic.gov.au](http://www.vic.gov.au)).

### **Parent and carer School Saving Bonus code distribution**

Families will have received an email from the Department of Education between 26 - 28 November 2024 with your \$400 School Saving Bonus unique code for each student in your household.

In this email there will be details for you to log on to the online system where you will be asked to allocate the \$400 for each student.

If you have not received your School Saving Bonus code via email, please contact the Department of Education by emailing [school.saving.bonus@education.vic.gov.au](mailto:school.saving.bonus@education.vic.gov.au)

### **Using the School Saving Bonus**

The bonus can be used towards 2025 school costs, which may include:

- camps, excursions and incursions
- swimming and sporting programs
- school uniforms

The School Saving Bonus cannot be used towards:

- before/after school care
- locker hire
- classroom and homework materials
- formals or debutante balls.

Please note that the School Saving Bonus does not cover the follow school specific items/ programs:

- booklist stationery packs
- voluntary school contributions/donations to the library or building funds.
- Moonee Vale Instrumental Music Program (MVIMP)

You can decide how to best use the School Saving Bonus for your family's needs. You can choose how to allocate the \$400 in the online system. There is a 'System Guide for Parents and Carers' on how to use the online system.

You can choose any amount (up to \$400) to allocate to your chosen school costs.

Your \$400 School Saving Bonus will be valid until 30 June 2025. It will then transfer to your child's school account for future activities.

Funds will roll over for use in future years if it is not all spent in 2025.

If families don't wish to use the funds you can also donate it to the school. It will be used to cover curriculum programs provided for students. If you wish to donate funds to the school, you can notify us by please emailing the school : [moonee.ponds.west.ps@education.vic.gov.au](mailto:moonee.ponds.west.ps@education.vic.gov.au)

Please note: Families that are eligible to receive CSEF in 2025, will still receive CSEF. The \$400 is in addition to these funds.

The school recommends families consider using this amount to support activities with larger costs involved, such as camp or future uniform items.

The bonus can be used at Lowes (our approved uniform supplier) either in-store or online.

Regards,

Jarrold

Principal

# System guide for parents and carers

## How to use the online School Saving Bonus parent and carer online system

### About the School Saving Bonus

The Victorian Government is making life a little bit easier for families by providing a one-off \$400 School Saving Bonus. This support will help cover the cost of school uniforms, textbooks, and school activities like camps, excursions and sports.

### Receiving the School Saving Bonus

Parents and carers of government school students enrolled for 2025 will receive an email from the Department of Education from 26 November 2024.

The email will contain:

- your unique School Saving Bonus code to use the \$400 support
- a link to the [School Saving Bonus parent and carer online system](#).

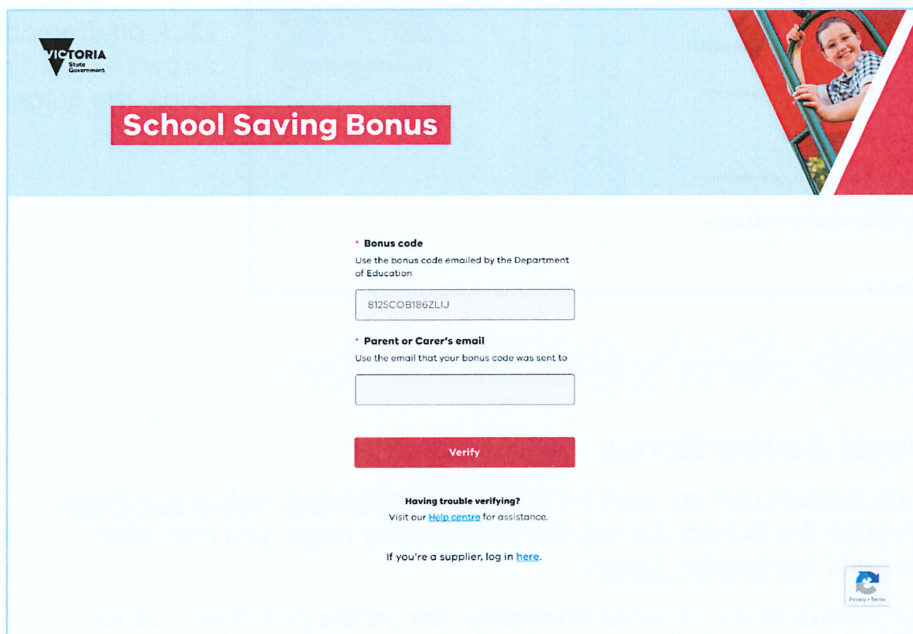
Parents and carers will receive one email and code for each eligible student in their family.

If you cannot locate the email, check your spam or junk folder. If you have not received your School Saving Bonus code via email by Friday 29 November, please contact the Department of Education by emailing [school.saving.bonus@education.vic.gov.au](mailto:school.saving.bonus@education.vic.gov.au).

**Please note, the Department of Education and the Victorian Government will never ask you to provide your banking or financial details for the School Saving Bonus.**

### Accessing the School Saving Bonus parent and carer online system

1. Visit the [School Saving Bonus parent and carer online system](#)
2. The following webpage will be displayed:



**School Saving Bonus**

**Bonus code**  
Use the bonus code emailed by the Department of Education

812SCOB186ZLUJ

**Parent or Carer's email**  
Use the email that your bonus code was sent to

**Verify**

**Having trouble verifying?**  
Visit our [help centre](#) for assistance.

If you're a supplier, log in [here](#).

3. Enter your unique School Saving Bonus code from the Department of Education and the email address it was sent to and click **verify**.
4. After you click **verify**, you will see your School Saving Bonus summary page.

## School Saving Bonus summary page

The School Saving Bonus summary page provides key information and lets you choose how to spend the School Saving Bonus.

© 2024 Copyright Victorian State Government

Quick links to key actions and the option to log out.

Links your child's details, current School Saving Bonus balance and school suppliers.

These links let you choose how to spend the bonus. Learn more about these links in the 'How to use your School Saving Bonus' section of this guide.

Click on drop down arrows to learn more or follow the quick links.

## How to use the School Saving Bonus

The School Saving Bonus support can be used for an [in-store purchase](#), [online purchase](#), and [school activities](#). Through the School Saving Bonus summary page, you may also choose to [view codes](#), or your [transaction history](#).

**Once you allocate your bonus to an in-store purchase, an online purchase, or to school activities, it cannot be reversed.**

But don't worry. If you have any unspent funds, or you don't use the funds you allocate to in-store purchases or online purchases, these funds will automatically be available on your child's school account as an activities credit on 1 July 2025. This will help cover the cost of things like excursions and camps.

## In-store purchase

To use your School Saving Bonus in store at your school's suppliers, click **In-store purchase** to access your bonus code. A bonus code will appear in written and/or QR code formats. Visit your chosen supplier and present the School Saving Bonus code, in either format, at the checkout.

Any refund or exchange will be handled using the supplier's existing policies and processes. Please note:

- a refund is not available through a parent/carer School Saving Bonus account
- a cash refund will not be provided.

## Online purchase

If you would like to spend part or all of the School Saving Bonus support online, click **Online purchase** and follow the following steps.

1. Select the type of supplier. This will be:
  - a. Uniform
  - b. Textbook or
  - c. Textbook and uniform.
2. Once you have selected a type of supplier, you will be able to see a list of suppliers for your school.
3. Select your preferred school supplier.
4. You will need to select the amount you would like to spend with the supplier. The amount will be from one of the displayed options of \$50, \$100, \$200, \$300 or \$400.

VICTORIA [Home](#) [In-store purchase](#) [Online purchase](#) [School activities](#) [View codes](#) [View transaction history](#) [Help](#) [Logout](#)

## Online purchase

To buy uniforms and/or textbooks online, exchange your School Saving Bonus code for an online code compatible with your school supplier's website.

### School supplier online code request

Request an online redemption code for the amount you want to spend online with your school supplier.

**School supplier type**  
Select the type of supplier.

Uniform

Textbook

Textbook and Uniform

**School supplier**  
Select supplier.

Books and Things

Sally's books

**Amount**  
Select amount.

\$ 50

\$ 100

\$ 200

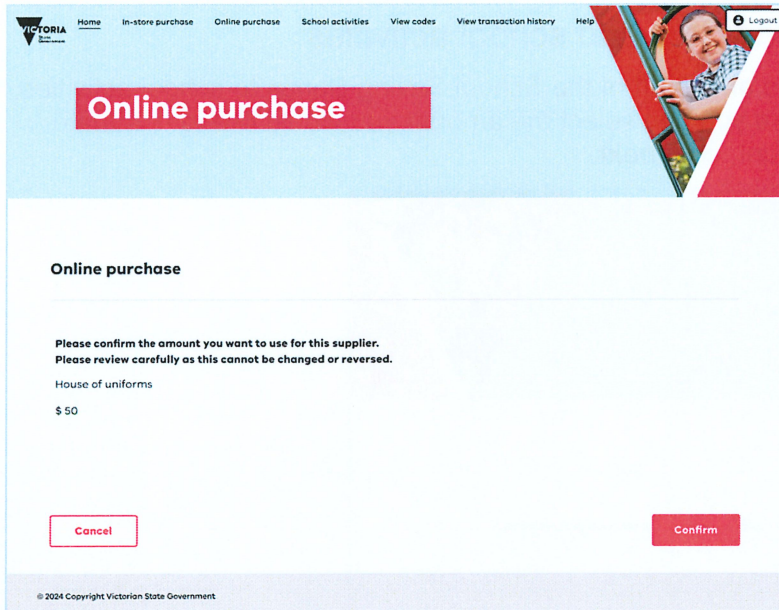
\$ 300

\$ 400

[Cancel](#) [Next](#)

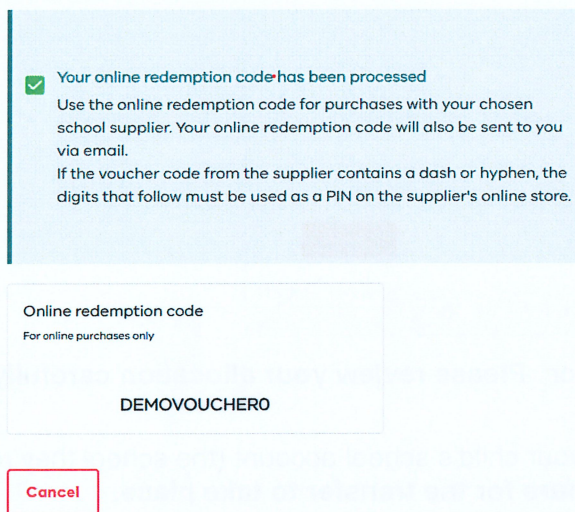
© 2024 Copyright Victorian State Government

Once you are happy with the type of school supplier you've selected, and the amount, click **Next**. Please review carefully as these selections cannot be changed or reversed. Once reviewed, click **Confirm**.



5. An online code should now appear. You will also receive an email with this code.

Online purchase redemption code



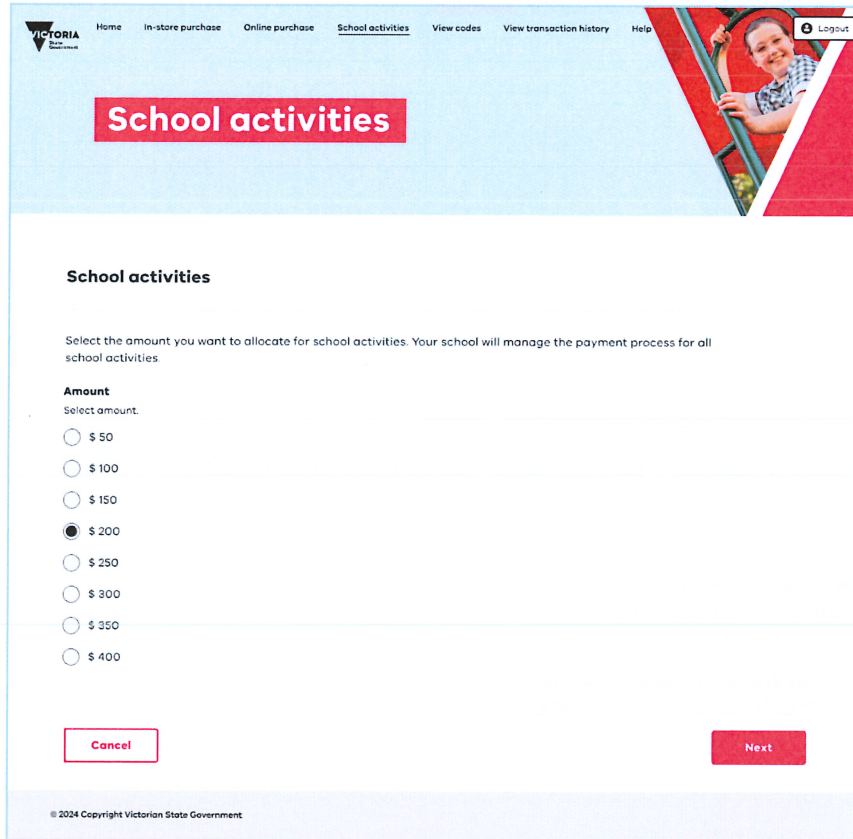
Please note:

- this code can only be used at your chosen supplier, for your chosen amount
- if the voucher code from the supplier contains a dash or hyphen, the digits that follow must be used as a PIN on the supplier's online store (example: ABC123-PIN)
- visit the supplier's online store and apply the online code (and PIN if needed) at the checkout. If you spend more than you allocated to your online code, you will need to pay the difference.
- you can continue to use your online code with the same supplier until the total amount has been spent
- the online code will expire on 30 June 2025.

But don't worry. Any unused School Saving Bonus amount as at 1 July 2025 will be transferred to your child's school account for future school activities such as camps, sports and excursions.

## Allocating the School Saving Bonus to school activities

Click **School activities** to allocate all or part of the School Saving Bonus to school activities. The below page will appear, where you can select the amount you would like to nominate. Once you have selected the amount, click **next**.



The screenshot shows a web page titled "School activities" with a navigation menu at the top including "Home", "In-store purchase", "Online purchase", "School activities", "View codes", "View transaction history", and "Help". A "Logout" button is in the top right. The main heading "School activities" is in a red box. Below it, the text reads: "School activities" and "Select the amount you want to allocate for school activities. Your school will manage the payment process for all school activities." Under the heading "Amount", it says "Select amount." and lists radio button options for \$50, \$100, \$150, \$200 (selected), \$250, \$300, \$350, and \$400. At the bottom are "Cancel" and "Next" buttons. A copyright notice "© 2024 Copyright Victorian State Government" is at the very bottom.

You will be asked to confirm your allocation. **Please review your allocation carefully as this cannot be changed or reversed.**

The amount chosen will be available on your child's school account (the school they're enrolled at for 2025). **Please allow 48 hours for the transfer to take place.**

You will also receive an email confirming the allocation.

## View codes and/or view transaction history

To see your School Saving Bonus code, and/or any [online supplier code/s](#), click **View codes** from the School Saving Bonus summary page.

To see how you have used your School Saving Bonus in store, click on **View transaction history** from the summary page. Please note that only in-store transactions are shown.



## Help and support

More information about the School Saving Bonus parent and carer online system is available on the summary page.

For immediate support email [school.saving.bonus@education.vic.gov.au](mailto:school.saving.bonus@education.vic.gov.au).

From Monday 25 November 2024 the following additional options will be operational:

- Calling 1800 338 663 during business hours.
- Completing this [online enquiry form](#).