


## 2018 Annual Report to the School Community


School Name: Ripponlea Primary School  
School Number: 4087



**RIPPONLEA PRIMARY**

care create connect



School Principal: Natalie Rose  
School Council President: Jeremy Aarons



### About our school – School Context

In 2018, Ripponlea PS was in its first year of a new strategic plan.

Enrolments were growing steadily with a total student population of 289. Supporting these enrolments were 13 full-time teaching staff, 4 part-time teaching staff, and 7 Education Support staff alongside a Principal and Assistant Principal.

### 2018 Improvement Initiatives – Key Improvement Strategies

In 2018 Ripponlea PS selected the following areas of focus aligned with the Framework for Improving Student Outcomes:

- Building Practice Excellence – staff worked with external consultants and in house sessions to develop a consistent approach to teaching and behaviour management
- Shared and Instructional Leadership – staff embraced new opportunities for roles of responsibilities, curriculum initiatives and developed leadership structures through Professional Learning Teams
- Intellectual Engagement and Self-Awareness – the foundations were laid for behaviour using the School Wide Positive Behaviour Framework, expectations are framed in a proactive and positive way.




### 2018 Annual Report – Achievements in brief

#### Victorian Curriculum

In 2018, the percentage of students in F-6 achieving at or above standard in English and Mathematics was above the median of all Victorian Government Schools and similar to 'comparison' schools.



#### NAPLAN

Year 3 students achieved above average in all areas of NAPLAN compared to Victorian Government Schools. These results were equivalent to 'comparison' schools.

Year 5 students achieved well above average in reading compared to Victorian Government Schools and 'comparison' schools. Results in writing and numeracy were also well above state average.

#### Parent Opinion



In 2018, general overall parent satisfaction with the education their child receives from our school was rated at 75% (a drop from 2017) and parents felt that their child feels safe at school at an approval of 92%.

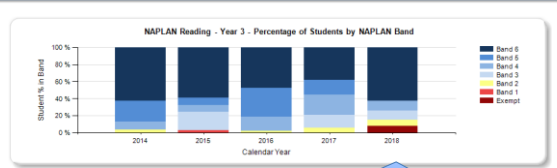
### 2018 Annual Report – Outcomes & Achievements

**RPS achieved the following goals:**

- Teams began working more cohesively in order to take a shared approach in meeting the learning needs of all students across the cohort.
- Sequenced plans for writing, spelling and grammar were developed by the English PLT.
- Sequenced plans for Numeracy have been developed by the Mathematics PLT with essential learnings highlighted.
- Introduction and use of a common assessment tool – the VCOP criterion scale - allowed for consistent teacher judgement through writing moderation.
- Staff began use of Essential Assessments for both formative and summative assessments in Mathematics.
- The assessment schedule was reviewed to plan for differentiated learning experiences for students.

### 2018 Annual Report – NAPLAN Year 3 Reading



Year	Band 6	Band 5	Band 4	Band 3	Band 2	Band 1	Exempt
2014	~15%	~15%	~15%	~15%	~15%	~15%	~10%
2015	~15%	~15%	~15%	~15%	~15%	~15%	~10%
2016	~15%	~15%	~15%	~15%	~15%	~15%	~10%
2017	~15%	~15%	~15%	~15%	~15%	~15%	~10%
2018	~15%	~15%	~15%	~15%	~15%	~15%	~10%

- 2018 saw a particular increase in students falling in the top band. An increase of 63% of students were performing within the top two bands for Reading.
- Whilst none performed below the national minimum standard, future targets will include enabling students towards the top 3 bands.

