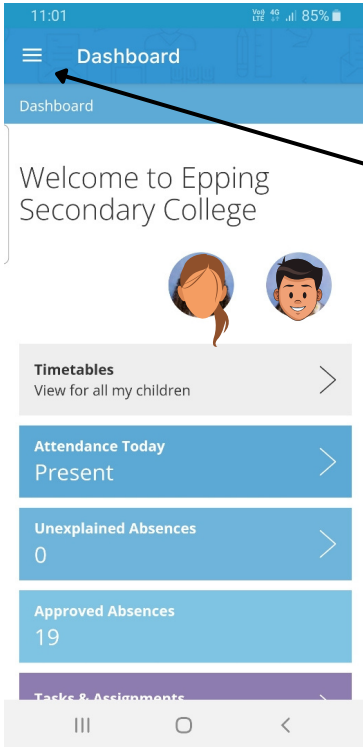




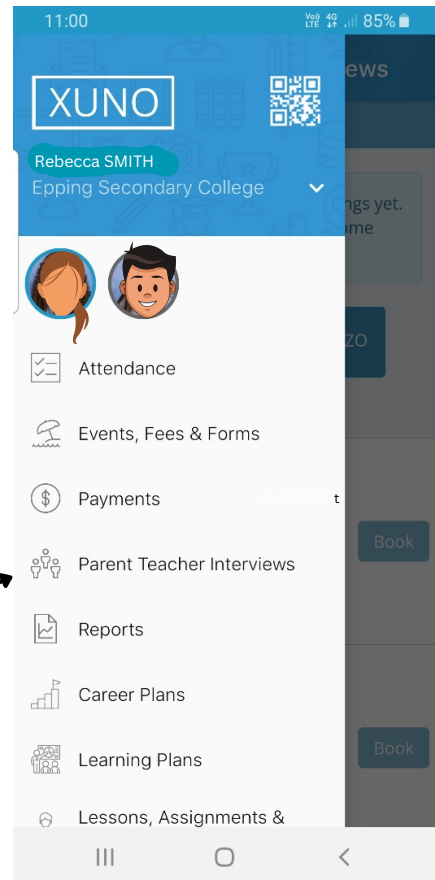
How to book Parent/Student/Teacher Conferences on a Mobile device



1 - Log into your Parent Portal in XUNO Family App



On your XUNO Dashboard click here



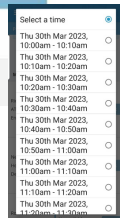
Click Parent Teacher Interviews

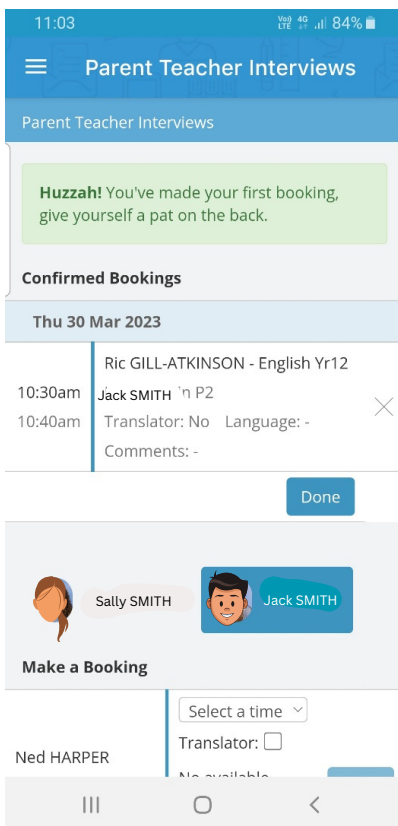


To make a booking, first select a specific child by clicking on the button labelled with your child's name.

A list of available teachers and classes will appear below.

Choose a teacher/class and a time from the corresponding drop-down list. then click book





Your booking has now moved to the 'Confirmed Bookings' table at the top of the page.

If you have multiple children, that you need to book for, you will need to go back and click on their face and repeat the booking process.

Alternatively, you can use the Book All Remaining option to book all available remaining classes for your selected child in one go.

Once you have selected a start time, XUNO will automatically work out the best possible time slots and book the teachers for you.

If you have more than one child, you will need to do this for each child individually.
Student Coordinators are not booked automatically.