

Parent Lounge Guide

Welcome to the Parent Lounge Portal where you can access a range of information relating to your child and the College.

The following services are accessible once you have logged in:

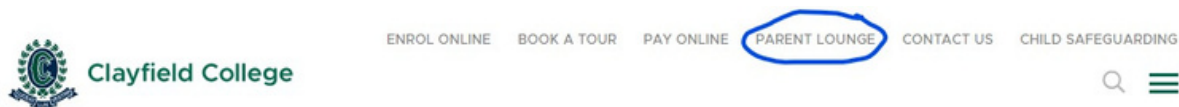
WHOLE SCHOOL	Page
• Accessing Parent Lounge	2
• How to change your password	3
• View your child's timetable and contact details of their teachers	4
• View school events calendar	6
• Approve your child's participation in an activity/event	7
• Accessing your child's semester academic reports	8
• Update your address details and emergency contact details	9
• View and edit medical information recorded on your child's medical file	10
• Student/Parent/Teacher Conferences or Interviews bookings	11
• View policy and useful documents eg PMSA policies, Academic Awards, Grievance Policy, Welcome Documents	12

SENIOR SCHOOL	Page
• View assessments and deadlines	13
• View progressive reports	14
• View the attendance record	15
• View Pastoral Care notifications	16
• View policy and useful documents eg PMSA policies, Subject Selection presentations. Academic Admin Policy & Procedures	17

If, after following the instructions below, you have any questions about logging into or navigating Parent Lounge, please do not hesitate to contact Student Services at College Reception; email StudentServices@clayfield.qld.edu.au .

ACCESSING PARENT LOUNGE

From the College website top-menu, select Parent Lounge



<https://ccportal.clayfield.qld.edu.au/parentlounge/login.cfm>

How to Log into Parent Lounge

Once you have navigated to the link above, a login page will appear

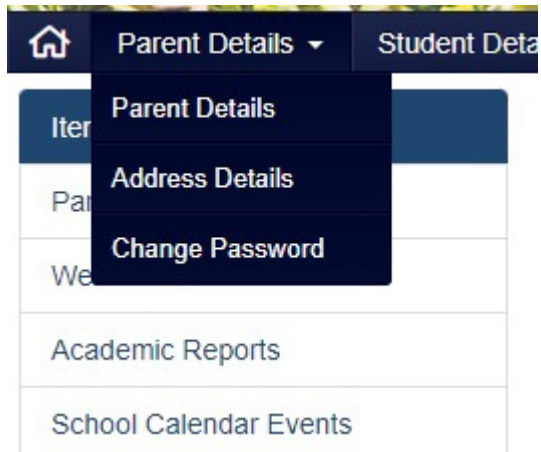
The screenshot shows the 'Parent Lounge - Login' page. At the top, there's a dark blue header with the text 'Parent Lounge - Login' and a red-bordered button labeled 'Forgot Password?'. Below the header is a large logo that says 'Parent LOUNGE' in blue and green, with a blue lounge chair icon. Underneath the logo, it says 'POWERED BY TASS®'. There are two input fields: one for 'Username' and one for 'Password', both preceded by a red asterisk. Each field has a red button with three dots to its right. At the bottom left, there is a link for 'System Requirements', and at the bottom right, there is a blue 'Login' button.

1. Your Username is your email (as provided to the College). Enter that email into the first box.
2. Your default password is "password" (in lower case). This can be changed on the Home Screen under the 'Parent Details' tab at the top of the page. The Forgot Password link will generate a secure email to the email address you have supplied the College. Use the links in that email to create your own password.

If your login details are not working, please contact Student Services at the College Reception on 3262 0262 or email StudentServices@clayfield.qld.edu.au

HOW TO CHANGE YOUR PASSWORD IN PARENT LOUNGE

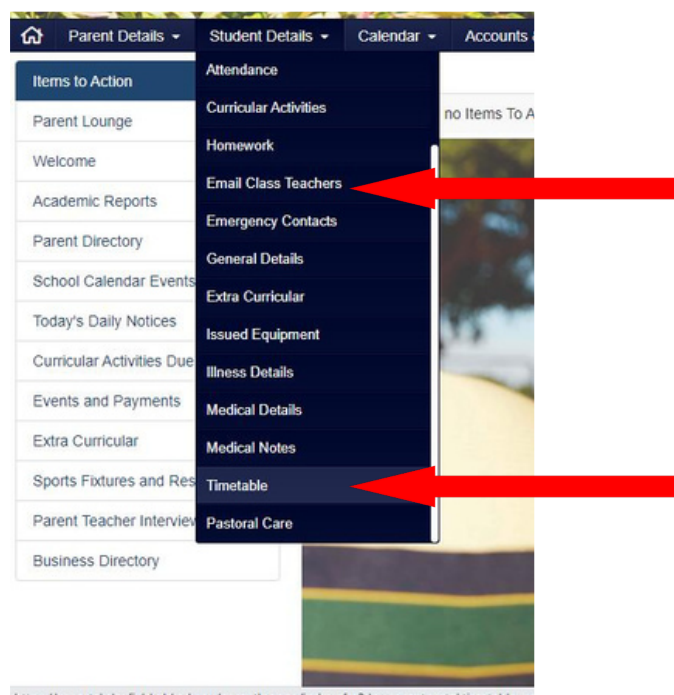
1. Under the Parent Details tab navigate down to the Change Password option
2. Follow the prompts to update your password



VIEWING YOUR CHILD'S TIMETABLE

Your child's timetable can be viewed on Parent Lounge, and you can email individual class teachers from this menu.

Under the top menu item **Student Details** navigate down to the Timetable or Email Class Teachers option. [If you have more than one child at the school, use the drop down menu on top right to pick the child's name that you wish to check details.]



Viewing the Timetable will provide you with the day view of the timetable.

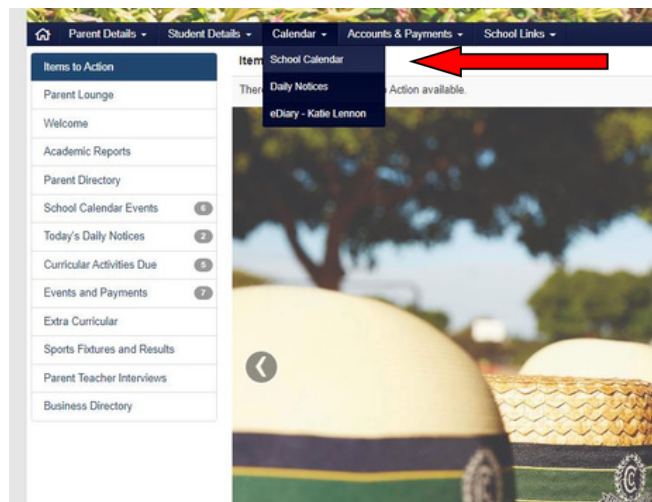
Period	Subject	Room	Teacher
⌚ Before School			
⌚ PC	Henderson PC 10 1	⌚ 39	Mrs A Wood
⌚ Lesson 1	Christian Education 10 B	⌚ 19	Mrs C Patterson
⌚ Lesson 2	Get set for Work 10 B	⌚ 17	Ms J Knight
⌚ Morning Tea			
⌚ Lesson 3	General Mathematics 10 A	⌚ 38	Ms J Francis
⌚ Lesson 4	Crime Law & Justice 10 A	⌚ 39	Mr A Leung
⌚ Flexible Time	Chapel 10 H	⌚ CHA	Mr A Leung
⌚ Lunch 1			
⌚ Lunch 2			
⌚ Lesson 5	Historical Studies 10 A	⌚ 20	Ms D Haddock
⌚ Lesson 6	Science (Bio/Psy) 10 B	⌚ 28	Ms P Hart
⌚ After School			

A full timetable view can be accessed using the button the far right 'Full Timetable'.
Press 'Print' to download a printable copy.

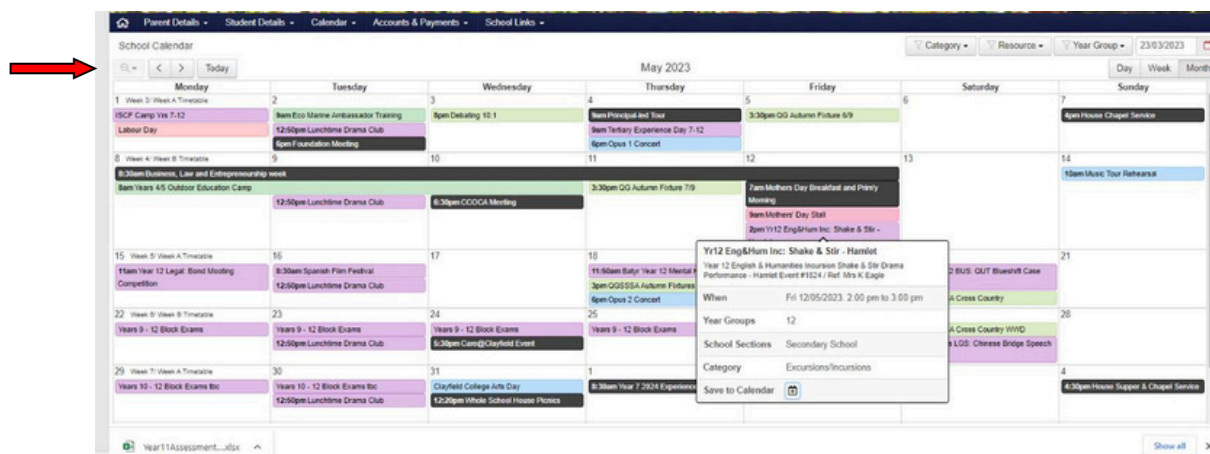
Form Class:	12B	PG/Tutor Group: YOUNG								House:	YOUNGMAN
Monday A	Tuesday A	Wednesday A	Thursday A	Friday A	Monday B	Tuesday B	Wednesday B	Thursday B	Friday B		
Before School	Before School	Before School	Before School	Before School	Before School	Before School	Before School	Before School	Before School		
PC	PC	PC	PC	PC	PC	PC	PC	PC	PC		
Youngman PC 12 B Lower LRC Ms C. Patterson 08:30 AM 08:39 AM	Youngman PC 12 B POOLS ROOM 40 Ms C. Patterson 08:30 AM 08:39 AM	Youngman PC 12 B Lower LRC Ms C. Patterson 08:30 AM 08:39 AM	Youngman PC 12 B Lower LRC Ms C. Patterson 08:30 AM 08:39 AM	Youngman PC 12 B Lower LRC Ms C. Patterson 08:30 AM 08:39 AM	Youngman PC 12 B Lower LRC Ms C. Patterson 08:30 AM 08:39 AM	Youngman PC 12 B POOLS ROOM 40 Ms C. Patterson 08:30 AM 08:39 AM	Youngman PC 12 B Lower LRC Ms C. Patterson 08:30 AM 08:39 AM	Youngman PC 12 B Lower LRC Ms C. Patterson 08:30 AM 08:39 AM	Youngman PC 12 B Lower LRC Ms C. Patterson 08:30 AM 08:39 AM		
Lesson 1	Lesson 1	Lesson 1	Lesson 1	Lesson 1	Lesson 1	Lesson 1	Lesson 1	Lesson 1	Lesson 1		
English 12 A ROOM 60 English Ms S. Graham 08:40 AM 09:29 AM	Chemistry 12 A CHEM LAB 26 Dr T. Le 08:40 AM 09:29 AM	Chemistry 12 A CHEM LAB 26 Dr T. Le 08:40 AM 09:29 AM	Spanish 12 A SPANISH ROOM 66 Ms S. Graham 08:40 AM 09:29 AM	Legal Studies 12 A BUSINESS ROOM 39 Ms S. Graham 08:40 AM 09:29 AM	Mathematical Methods 12 A MATHS ROOM 35 Ms S. Graham 08:40 AM 09:29 AM	Legal Studies 12 A BUSINESS ROOM 39 Ms S. Graham 08:40 AM 09:29 AM	Biology 12 A BIO LAB 29 Ms S. Graham 08:40 AM 09:29 AM	Chemistry 12 A CHEM LAB 26 Dr T. Le 08:40 AM 09:29 AM	Biology 12 A BIO LAB 29 Ms S. Graham 08:40 AM 09:29 AM		
Lesson 2	Lesson 2	Lesson 2	Lesson 2	Lesson 2	Lesson 2	Lesson 2	Lesson 2	Lesson 2	Lesson 2		
English 12 A ROOM 60 English Ms S. Graham 09:30 AM 10:20 AM	English 12 A ROOM 60 English Ms S. Graham 09:30 AM 10:20 AM	Chemistry 12 A CHEM LAB 26 Dr T. Le 09:30 AM 10:20 AM	Spanish 12 A SPANISH ROOM 66 Ms S. Graham 09:30 AM 10:20 AM	Legal Studies 12 A BUSINESS ROOM 39 Ms S. Graham 09:30 AM 10:20 AM	Mathematical Methods 12 A MATHS ROOM 35 Ms S. Graham 09:30 AM 10:20 AM	Legal Studies 12 A BUSINESS ROOM 39 Ms S. Graham 09:30 AM 10:20 AM	Biology 12 A BIO LAB 29 Ms S. Graham 09:30 AM 10:20 AM	Chemistry 12 A CHEM LAB 26 Dr T. Le 09:30 AM 10:20 AM	Mathematical Methods 12 A MATHS ROOM 35 Ms S. Graham 09:30 AM 10:20 AM		
Morning Tea	Morning Tea	Morning Tea	Morning Tea	Morning Tea	Morning Tea	Morning Tea	Morning Tea	Morning Tea	Morning Tea		
Lesson 3	Lesson 3	Lesson 3	Lesson 3	Lesson 3	Lesson 3	Lesson 3	Lesson 3	Lesson 3	Lesson 3		
Christian Education 12 B ROOM 10 Ms C. Patterson 10:40 AM 11:29 AM	Biology 12 A BIO LAB 29 Ms S. Graham 10:40 AM 11:29 AM	Legal Studies 12 A BUSINESS ROOM 39 Ms S. Graham 10:40 AM 11:29 AM	Biology 12 A BIO LAB 29 Ms S. Graham 10:40 AM 11:29 AM	English 12 A ROOM 60 English Ms S. Graham 10:40 AM 11:29 AM	Spanish 12 A SPANISH ROOM 66 Ms S. Graham 10:40 AM 11:29 AM	Spanish 12 A SPANISH ROOM 66 Ms S. Graham 10:40 AM 11:29 AM	Spanish 12 A SPANISH ROOM 66 Ms S. Graham 10:40 AM 11:29 AM	Legal Studies 12 A BUSINESS ROOM 39 Ms S. Graham 10:40 AM 11:29 AM	English 12 A ROOM 60 English Ms S. Graham 10:40 AM 11:29 AM		
Lesson 4	Lesson 4	Lesson 4	Lesson 4	Lesson 4	Lesson 4	Lesson 4	Lesson 4	Lesson 4	Lesson 4		
Exit Prep Program 12 A ROOM 17 Ms S. Graham 11:30 AM 12:19 PM	Mathematical Methods 12 A MATHS ROOM 35 Ms S. Graham 11:30 AM 12:19 PM	Mathematical Methods 12 A MATHS ROOM 35 Ms S. Graham 11:30 AM 12:19 PM	Chemistry 12 A CHEM LAB 26 Dr T. Le 11:30 AM 12:19 PM	Mathematical Methods 12 A MATHS ROOM 35 Ms S. Graham 11:30 AM 12:19 PM	Spanish 12 A SPANISH ROOM 66 Ms S. Graham 11:30 AM 12:19 PM	Spanish 12 A SPANISH ROOM 66 Ms S. Graham 11:30 AM 12:19 PM	Mathematical Methods 12 A MATHS ROOM 35 Ms S. Graham 11:30 AM 12:19 PM	Spanish 12 A SPANISH ROOM 66 Ms S. Graham 11:30 AM 12:19 PM	Chemistry 12 A CHEM LAB 26 Dr T. Le 11:30 AM 12:19 PM		
Flexible Time	Flexible Time	Flexible Time	Flexible Time	Flexible Time	Flexible Time	Flexible Time	Flexible Time	Flexible Time	Flexible Time		
Year Level Meeting 12 B ROOM 10 Ms A. Eagle 12:20 PM 12:50 PM	Assembly 12 Y ASSEMBLY HALL Ms A. Eagle 12:20 PM 12:50 PM	Wellbeing & Foundations 12 B ROOM 10 Ms C. Patterson 12:20 PM 12:50 PM	Chapel 12 Y CHAPEL Rev P. Yarrow 12:20 PM 12:50 PM	House 12 Y POOLS ROOM 40 Ms C. Patterson 12:20 PM 12:50 PM	Year Level Meeting 12 B ROOM 10 Ms A. Eagle 12:20 PM 12:50 PM	Assembly 12 Y ASSEMBLY HALL Ms A. Eagle 12:20 PM 12:50 PM	Wellbeing & Foundations 12 B ROOM 10 Ms C. Patterson 12:20 PM 12:50 PM	Chapel 12 Y CHAPEL Rev P. Yarrow 12:20 PM 12:50 PM	House 12 Y POOLS ROOM 40 Ms C. Patterson 12:20 PM 12:50 PM		
Lunch 1	Lunch 1	Lunch 1	Lunch 1	Lunch 1	Lunch 1	Lunch 1	Lunch 1	Lunch 1	Lunch 1		
Lunch 2	Lunch 2	Lunch 2	Lunch 2	Lunch 2	Lunch 2	Lunch 2	Lunch 2	Lunch 2	Lunch 2		
Lesson 5	Lesson 5	Lesson 5	Lesson 5	Lesson 5	Lesson 5	Lesson 5	Lesson 5	Lesson 5	Lesson 5		
Biology 12 A BIO LAB 29 Ms S. Graham 01:30 PM 02:19 PM	Legal Studies 12 A BUSINESS ROOM 39 Ms S. Graham 01:30 PM 02:19 PM	Study 12 B ROOM 17 Rev P. Yarrow 01:30 PM 02:19 PM	English 12 A ROOM 60 English Ms S. Graham 01:30 PM 02:19 PM	Chemistry 12 A CHEM LAB 26 Dr T. Le 01:30 PM 02:19 PM	Chemistry 12 A CHEM LAB 26 Dr T. Le 01:30 PM 02:19 PM	Exit Prep Program 12 A ROOM 17 Ms S. Graham 01:30 PM 02:19 PM	Legal Studies 12 A BUSINESS ROOM 39 Ms S. Graham 01:30 PM 02:19 PM	English 12 A ROOM 60 English Ms S. Graham 01:30 PM 02:19 PM	Legal Studies 12 A BUSINESS ROOM 39 Ms S. Graham 01:30 PM 02:19 PM		
Lesson 6	Lesson 6	Lesson 6	Lesson 6	Lesson 6	Lesson 6	Lesson 6	Lesson 6	Lesson 6	Lesson 6		
Biology 12 A BIO LAB 29 Ms S. Graham 02:20 PM 03:10 PM	Spanish 12 A SPANISH ROOM 66 Ms S. Graham 02:20 PM 03:10 PM	Spanish 12 A SPANISH ROOM 66 Ms S. Graham 02:20 PM 03:10 PM	Mathematical Methods 12 A MATHS ROOM 35 Ms S. Graham 02:20 PM 03:10 PM	Biology 12 A BIO LAB 29 Ms S. Graham 02:20 PM 03:10 PM	Biology 12 A BIO LAB 29 Ms S. Graham 02:20 PM 03:10 PM	Mathematical Methods 12 A MATHS ROOM 35 Ms S. Graham 02:20 PM 03:10 PM	English 12 A ROOM 60 English Ms S. Graham 02:20 PM 03:10 PM	Christian Education 12 B ROOM 10 Ms C. Patterson 02:20 PM 03:10 PM	Spanish 12 A SPANISH ROOM 66 Ms S. Graham 02:20 PM 03:10 PM		

VIEWING SCHOOL EVENTS CALENDAR

Parents/caregivers are encouraged to consult the school calendar on either Parent Lounge or the Clayfield App for information on planned events. On the Home Page, choose **Calendar** on the top bar, then click on 'School Calendar'.



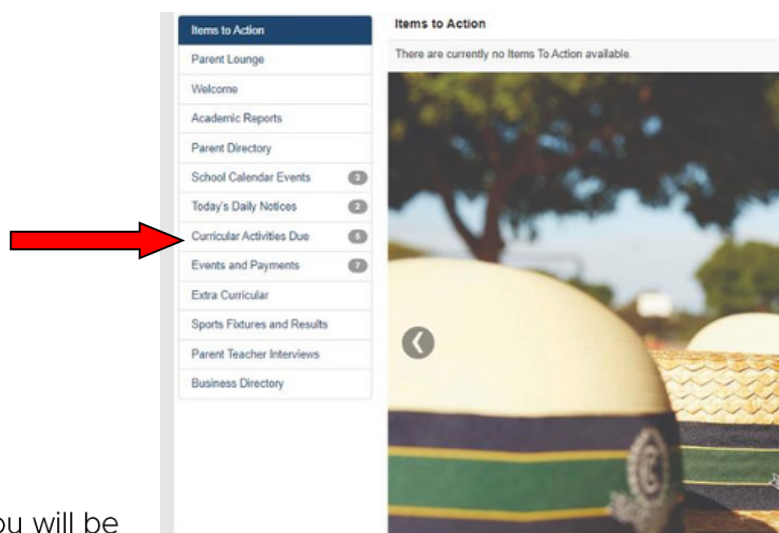
Click on an event to read further information about the activity, and use the arrows to move between screens.



APPROVING YOUR CHILD'S PARTICIPATION IN AN EVENT/ACTIVITY

Parents/Caregivers will be notified when approval is required for their child to participate in an activity, eg Outdoor Education, sports camp, weekend music rehearsal etc.

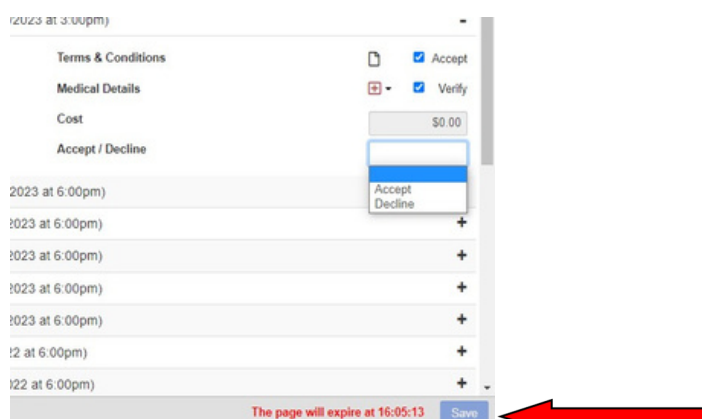
On the home page, choose 'School Calendar Events' in the left column and click on the named event to which your child has been invited to attend.



You will be

required to action:

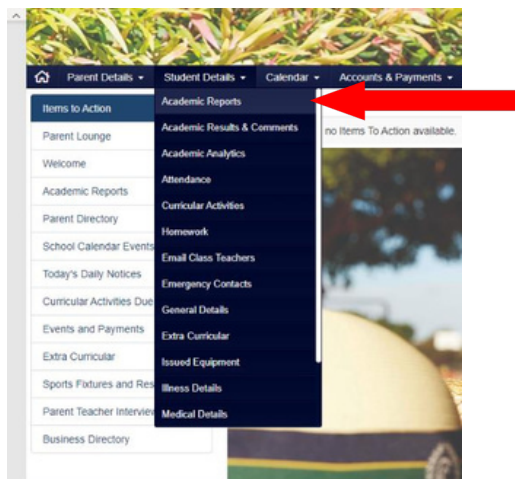
1. The 'Terms & Conditions' document gives information about the event, and you need to tick the 'Accept' box that you have read it.
2. The 'Medical Details' for your child can be checked by clicking on the icon and you will also need to 'Verify' its accuracy.
3. Choose Accept or Decline in the drop-down menu
4. Press 'Save' at bottom right of page to complete the process.



ACCESSING ACADEMIC SEMESTER REPORTS

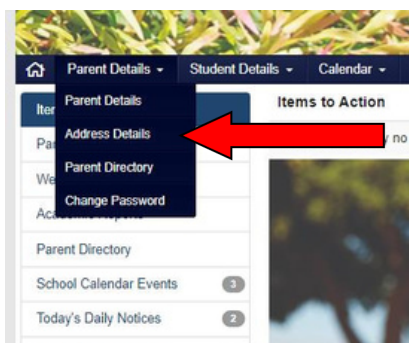
Parents/Caregivers will be emailed when academic semester reports have been published to Parent Lounge and are available to view and download.

From the Home Page, choose **Student Details** on the top bar, then pick 'Academic Reports' and the semester report you wish to download.



TO UPDATE PARENT ADDRESS DETAILS

To update your Parent Address details, on the home screen click **Parent Details**, then click **Address Details**.



Click **Update Address** or **Update Contact Details** as required

Update the information as necessary and then click **Submit Changes**.

Residential

Home Phone	Same as Correspondence/Post
Business Phone	Same as Correspondence/Post
Facsimile	Same as Correspondence/Post
Mobile Phone 1	No Details
Mobile Phone 2	Same as Correspondence/Post
Salutation	Mr
Email 1	No Details
Email 2	Same as Correspondence/Post

Correspondence/Post

Update AddressUpdate Contact Details

Home Phone	No Details
Business Phone	
Facsimile	No Details
Mobile Phone 1	No Details
Mobile Phone 2	SMS ✓
Salutation	Mr
Email 1	No Details
Email 2	

Emergency Contact 1

Update AddressUpdate Contact Details

Please Remember: You will not see your updated Address or Medical details on Parent Lounge until the school has approved the 'Update Request'.

Should you require any assistance with using Parent Lounge please contact Student Services at the College Reception 3262 0262 or email StudentServices@clayfield.qld.edu.au

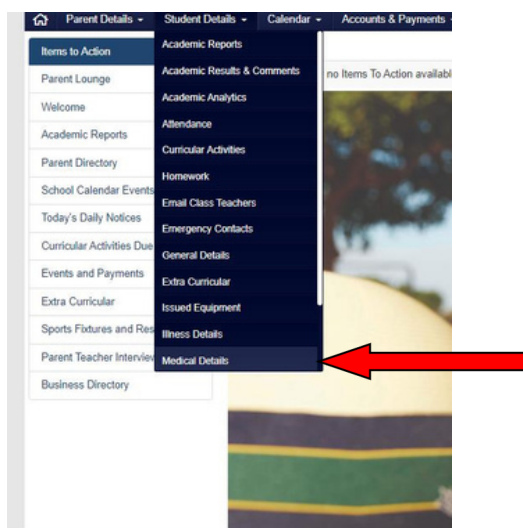
TO UPDATE YOUR CHILD'S MEDICAL INFORMATION

To update your child's Medical Information, click **Student Details** then click **Medical Details**

Scroll through the menu on the left hand side (see below). Click **Update** as required to update current detail, or choose 'New' to add details of a new condition and scroll through the options in the 'Medical Condition'.

Once you have made the necessary changes, click **Submit**

** Please note: You will not see your updated medical details on Parent Lounge until the College has approved the 'Medical Update Request'. If you have any queries, please contact Student Services at the College Reception email StudentServices@clayfield.qld.edu.au.*



General Medical Details

Medical Conditions

Immunisations

Swimming Level

A screenshot of the 'Medical Condition' form. It has a title bar with the text '* Medical Condition'. Below the title bar, there are three input fields: 'Allergy to Medication', 'Severe Condition', and 'Date of Last Occurrence'. The 'Date of Last Occurrence' field has a calendar icon. Below these fields is a large text area for 'Details'. At the bottom left is a 'Cancel' button, and at the bottom right is a '+ Submit New' button. The text '0 of 4000' is visible below the 'Details' text area.

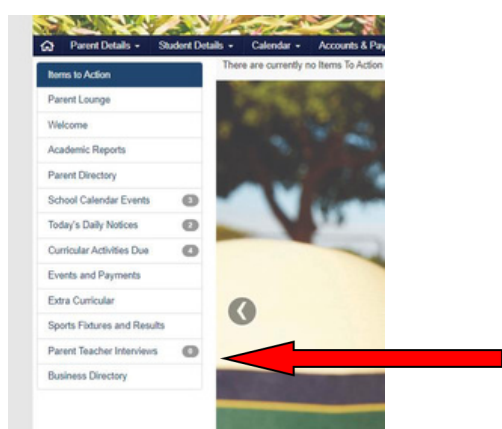
BOOKING AN APPOINTMENT FOR STUDENT/PARENT/TEACHER CONFERENCES or INTERVIEWS

These interviews/conferences are held in Semester 1 and Semester 2, as per the following formats:

Pre-Prep: Parent Teacher Interviews
Students are not required to attend.

Prep – Year 12: Student/Parent/Teacher Conferences
Students are required to attend with their parents/caregiver for a collaborative discussion with the teacher.

When advised to do so, parents are requested to book appointments with relevant teachers on Parent Lounge. Under **Parent Details**, choose 'Parent Teacher Interviews'.



Click on this and then under the Parent Teacher Interview heading, off to the right of your screen, you will see a "Book Now" button. Please click on this button.

This will take you to a table where you will see your child's name and teacher(s).

Choose the teacher you wish to speak to and click on "Book an appointment".

Then choose your appointment time by picking a time from the drop- down menu. This list will get smaller as more appointments are made.

Next click 'Confirm' and it will appear under the confirmed appointments section.

Once a time has been booked for a particular teacher it will no longer appear as it is a first-in, first-served system.

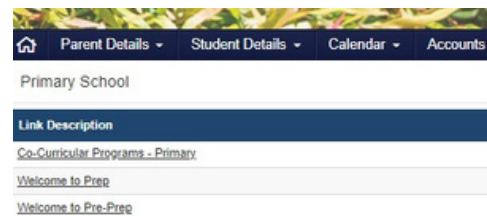
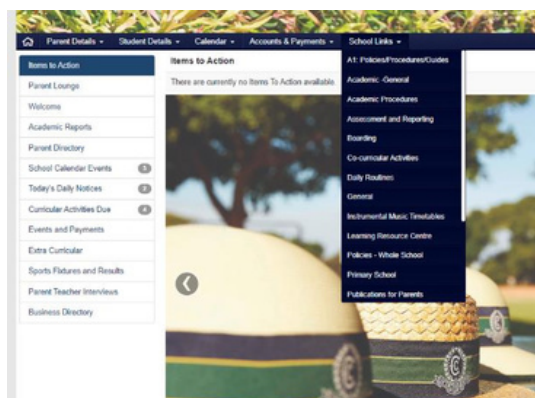
Parents have the ability to cancel appointments if their circumstances change (they can send an email message at this point too). Then you can rebook a different time.

Once you have finished your bookings, look for the printer icon towards the top right of your screen to produce a printable pdf of your scheduled meetings.

VIEWING USEFUL DOCUMENTS ON PARENT LOUNGE

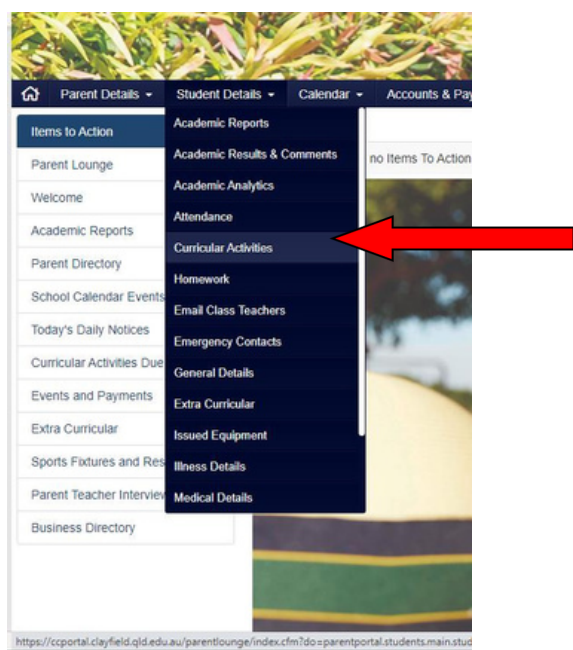
Useful documents can be found under **School Links** on the home page (for example policy document, teaching & learning documents:

Primary School: Welcome to Prep
 Co-Curricular Programs



VIEWING YOUR CHILD'S ASSESSMENTS AND DEADLINES

Click on **Student Details**, then 'Curricular Activities' to view all their subject details.



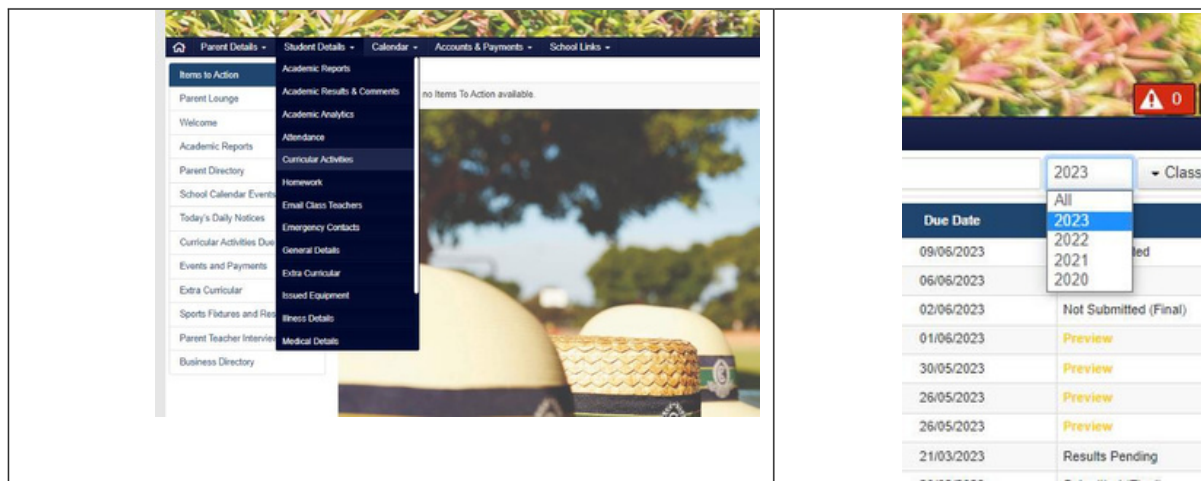
All the semester assessments will be displayed.

Activity Name	Group	Assessable	Start Date	Draft Date	Due Date	Status
IA3 Research Investigation	Chemistry 12 A	N	02/06/2023	14/07/2023	21/07/2023	Preview
Spanish IA3	Spanish 12 A	Y	22/05/2023		02/06/2023	Preview
IA3 Argumentative Essay	Legal Studies 12 A	Y	04/05/2023	25/05/2023	01/06/2023	Preview
Imaginative response	English 12 A	Y	22/05/2023		30/05/2023	Preview
Short answer test	Christian Education 12 B	Y	17/04/2023		29/05/2023	Preview
IA2 Student Experiment	Chemistry 12 A	Y	17/03/2023	21/04/2023	28/04/2023	Not Submitted (Draft)
IA1-literary article	English 12 A	Y	20/02/2023	17/03/2023	21/04/2023	Submitted (Draft)
IA2- Student Experiment	Biology 12 A	Y	24/02/2023	17/03/2023	29/03/2023	Submitted (Draft)
IA2	Mathematical Methods 12 A	Y	22/03/2023		28/03/2023	Not Completed
Spanish IA2	Spanish 12 A	Y	22/03/2023		28/03/2023	Not Completed
IA1 - Data Test	Chemistry 12 A	Y	23/03/2023		24/03/2023	Results Pending
IA1	Legal Studies 12 A	Y	22/03/2023		23/03/2023	Assessed
In class essay	Christian Education 12 B	Y	13/03/2023		20/03/2023	Not Completed
IA2 Inquiry Report	Legal Studies 12 A	Y	10/02/2023	03/03/2023	10/03/2023	Submitted (Draft)
IA1 (PSMT)	Mathematical Methods 12 A	Y	06/02/2023		06/02/2023	Assessed
IA1 Data Test	Biology 12 A	Y	23/01/2023		23/01/2023	Assessed
IA2 persuasive speech	English 12 A	Y	01/11/2022		30/11/2022	Assessed

By Week 3 of each semester, students and their parents will be notified that the Assessment Calendars are available on Parent Lounge. These display scheduled assignments, in-class tests as well as block exam periods. Click **School Links**, then 'Assessment & Reporting' and the 'Assessment Calendar' for your child's year level.

VIEWING PROGRESSIVE REPORTS

Parents will be notified by the subject teacher when a progressive report is available after an assessment task has been marked. Choose **Student Details** tab, then 'Curricular Activities' on the menu. In top right of screen, pick the year you wish to examine.

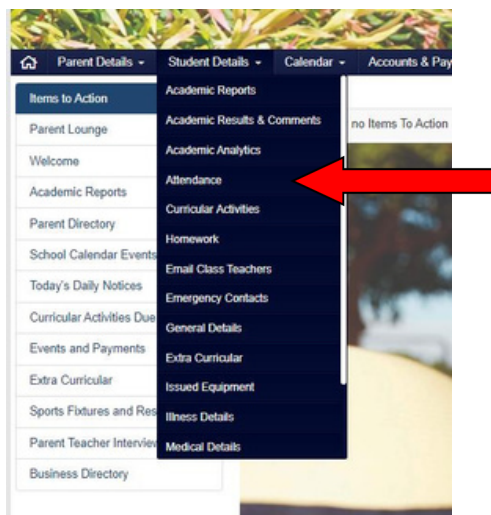


Click the subject that has 'Assessed' in the right column. You can see the assessment mark and teacher feedback when you scroll down the page.

IA1 (PSMT)	Mathematical Methods 12 A	Y	06/02/2023	06/02/2023	Assessed
IA1 Data Test	Biology 12 A	Y	23/01/2023	23/01/2023	Assessed
IA2 persuasive speech	English 12 A	Y	01/11/2022	30/11/2022	Assessed

TO VIEW ATTENDANCE RECORDS

Once you have logged into Parent Lounge, pick **Student Details** tab and scroll down to 'Attendance'.



The recorded absences will be listed in rows, including the Reason.

Absent Date	Absent Type	Reason	Recurring	Parent Notified	Parent Acknowledg...
• 2023/1 (SEMESTER - 1)					
24/03/2023	Absent - Whole Day	Excursion		N/A	N/A
23/03/2023	Absent - Whole Day	Excursion		N/A	N/A
22/03/2023	Absent - Whole Day	Excursion		N/A	N/A
21/03/2023	Late for School (8:39am)	School Sanctioned Leave		N/A	N/A
20/03/2023	Early Departure (12:55pm)	School Sanctioned Leave		N/A	N/A
17/03/2023	Absent - Lesson (Flexible Time)	Unexplained		No	No
16/03/2023	Early Departure (1:37pm)	School Sanctioned Leave		N/A	N/A
16/03/2023	Late for School (8:21am)	School Sanctioned Leave		N/A	N/A
13/03/2023	Late for School (8:59am)	Trouble with Transport		No	Yes
08/03/2023	Late for School (8:36am)	Trouble with Transport		No	No
06/03/2023	Absent - Whole Day	Sick		No	Yes

Any queries should be directed to StudentServices: email StudentServices@clayfield.qld.edu.au.

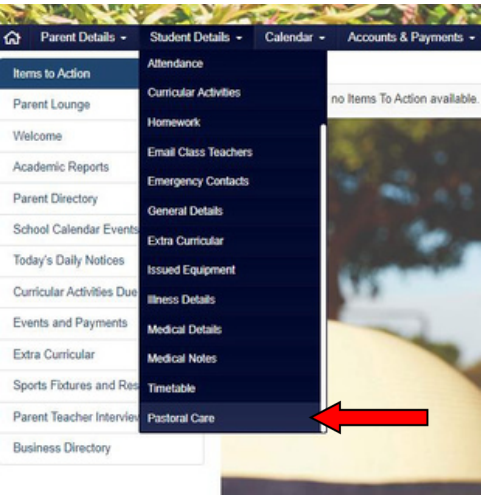
PASTORAL CARE NOTIFICATIONS

If a child recieves a Pastoral Care merit or infringement, Senior School parents will recieve an email to advise them that the details of the notification are in Parent Lounge.

On the Home screen, click on the **Alert** logo to view the details of the notification



To view the history of Pastoral Care notifications, choose **Student Details** and then 'Pastoral Care' in the drop down menu.



The semester list will be displayed.

Date / Time	Type	Conduct	Outcome	Comment
+ 2023				
10/03/2023 at 10:58am	Appearance	Unsatisfactory (Infringement)	Infringement	Formal shoes worn with HPE uniform
03/03/2023 at 2:30pm	Appearance	Unsatisfactory (Infringement)	Infringement	No HPE uniform
23/02/2023 at 7:32am	Positive behaviour	Merit Point		Excellent behaviour at Assembly this week. ...

VIEWING USEFUL DOCUMENTS ON PARENT LOUNGE

Useful documents can be found under **School Links** on the home page (for example policy document, teaching & learning documents:

Senior School: subject selection handbooks
 ATAR presentation video
 List of Tutorials on offer

