



# Emergency Management Drills



What are they?

Why do we do them?


What should we expect from each other?

# Emergencies in schools

- ▶ Every school in Victoria (in fact Australia) is expected to practise preparing for an “emergency”.

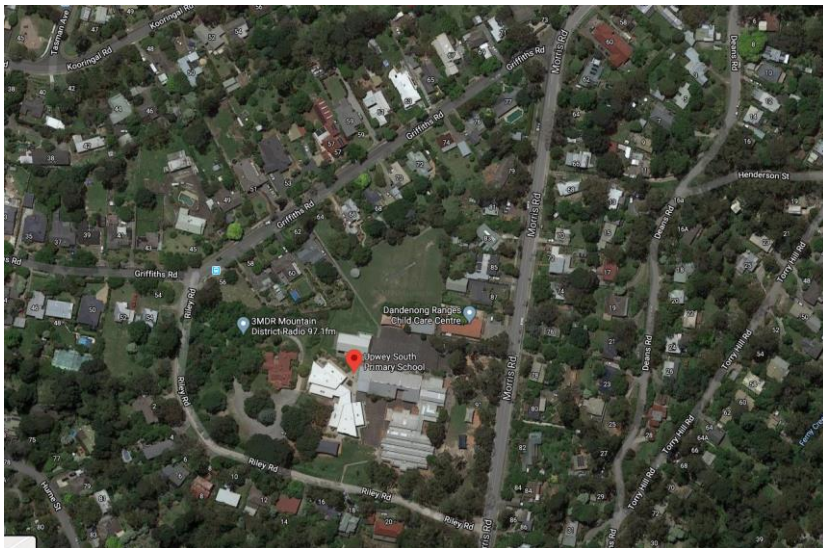
When we hear the word “emergency” it can conjure up lots of images and thoughts? It’s important that we all have a good understanding of what we mean when we use the word “emergency”.

- ▶ What types of emergencies can you think of that could affect our school?



# What types of emergencies do we prepare for?

- ▶ Emergencies in schools can occur *naturally*, (such as weather related events) or can occur due to *human action* (such as a vehicle accident).
- ▶ The impact of these emergencies can also vary; impacting at an immediate school level, neighbourhood level, local area level, or even state level.



Some emergencies can impact on

*just our school*

OR

*the surrounding neighbourhood.*

# Why do we need to practise?



- ▶ Depending on the type of emergency, we may need to:  
evacuate to the gymnasium (or the oval)  
OR  
stay inside a certain building.

- ✓ When we practise moving to the gymnasium or the oval, this is called an **“evacuation”**

*Evacuation just means that we have to leave the building we are in, and move to a safe space (this might be due to a leaking roof, a fire, etc).*

- ✓ When we practise staying inside our classrooms, this is called a **“lockdown”**.

*Lockdown just means we need to stay inside our classrooms, as there is something outside which could be unsafe (such as a swarm of wasps, fallen trees, etc)*

# Why do we need to practise?

- ▶ The more we practise, the more confident we become.
- ▶ The most important thing to remember is:

***Listen respectfully to the instructions of your teacher.***



# What should we expect from each other?

- ▶ We will hear a siren sound over the loud speaker which makes a “whoop, whoop” noise.

*When we hear this noise we should stop what we are doing, and listen carefully.*



- ▶ Whenever there is an emergency, the teachers will know exactly what to do.



# What should we expect from each other?

- ▶ After the siren sound, there will be an announcement on the loud speaker.

*We should stop what we are doing and listen carefully.*




- ▶ *The announcement will tell us if we need to “evacuate” or “lockdown”.*

# What should we expect from each other?

► In an *“evacuation”* we will:

- ✓ Listen to our teacher.
- ✓ Line-up in an orderly manner and move to the evacuation point (gymnasium or oval).



*When we line-up, our teacher will tell us if we need to bring anything.  
Otherwise, our bags and other things will stay in the classroom.*



# What should we expect from each other?

► In an “*evacuation*” we will:

- ✓ When we get to the evacuation point we will sit down in a single line with our class.

All of the other classes will be there, and they will sit in a single line as well.

We should all be very quiet, and respectful.



- ✓ Our teacher will mark the roll, to make sure everyone is present.
- ✓ *It is important that we sit respectfully, so that the teachers can do their jobs without distraction.*

# What should we expect from each other?

► In a “*lockdown*” we will:

- ✓ Listen to our teacher.
- ✓ Stay inside the classroom.
- ✓ Continue with our learning.

Our teacher will mark the roll,  
to make sure everyone is present.

- ✓ *It is important that we continue to learn quietly and respectfully, so that the teachers can do their jobs without distraction.*



# What happens after the emergency?

- ▶ After the emergency has been declared “safe”, we will be told if we can move back to our classrooms.
  - ✓ *When we get back to our classrooms, we will continue with our learning.*



- ✓ Our parents/ carers will be sent a note on Compass, telling them that we practised an emergency drill.
- ✓ When we get home, we can tell our parents about what we did and how we are acting to keep safe in an emergency.