

Returning to Nossal—May 2020

This is an update on the information distributed last week. Once again it is important that students and staff know and understand these arrangements and instructions. **Please read these notes carefully.**

Remember it is important that we all follow the guidelines in order to maintain a healthy environment at Nossal.

It is especially importantly that everyone practices good hygiene.

Please use soap and water regularly during the day.


It is our best defence against the spread of any infection.

Sanitiser will be available at locations around the school, but it is only a back-up to washing your hands thoroughly.

● Entering the school

- Last week we detailed that access to Building A should be via the Reception (main) entrance of the school. Using this access means that staff and students do not have to touch door handles to open doors. However, if students want to access the building via other open doors that lead directly into classrooms where their locker is located (eg: 1.3), they can do so if they wish however it must be understood this could bring them into contact with surfaces that others have touched.

If entering via the Reception, remember to please move through this area quickly and quietly to reduce excess noise in the office area.



- **Remember: Please DO NOT ENTER Building A via the Canteen. This is an EXIT ONLY**



● Moving around the school

- **Social Distancing:** As students and staff move around the school, please try as much as possible to observe **Social Distancing**.




- **Follow the marked directions:** Students and staff are asked to observe the **red directional arrows** on floors and **labels on stairs**, to ensure a smooth pedestrian flow through Building A.

Directional arrows and crosses on floors also exist at locations around the school such as outside the ICT Office, in the canteen and at the General Office. Please observe them.



- Directional arrows also exist at each of the kitchenette areas outside the four Domain staffrooms in Building A. **Do not enter the passageways and move towards the staffroom from 1.3, 2.3, 3.3 and 4.3.** Walk around the toilet area and approach the staffroom and kitchenette from the main corridor directly opposite the staffroom in each case.



- **Small spaces:** The Breakout Rooms, Instrumental Music rooms and other similar smaller spaces, have been measured and labelled with a maximum number of occupants displayed. Please observe and follow these guides.



- **Additional Cleaning:** We will have additional cleaners working at our school during the day. They will be wiping down frequently touched surfaces such as door handles and the hand rails on the stairs. They will sanitise the Compass kiosk in their rounds however, **it is strongly recommended that students always wash their hands after using the Compass kiosk to lessen the chance of infection.**
- **Drink bottles:** The Department of Education have issued a directive stating that drinking taps such as the type outside the entrance to the Gym, should not be used. Students are encouraged to bring their own, clearly identifiable drink bottle which they can fill up at a tap as an alternative.



Avoid infection
wash your hands thoroughly & regularly